



# MEN'S Basketball MEDIA GUIDE





TM

**FIBA.COM/OLYMPICS**



# CONTENT

<b>INTRODUCTION</b>	<b>4</b>
The Venue: Carioca Arena 1	4
Competition schedule Men's Basketball Tournament	5
Qualifying Process RIO 2016 & Competition System & Regulations	6
Road to Rio (qualification to the Olympics)	8
<b>GROUP A</b>	<b>10</b>
France	12
USA	16
Venezuela	20
Serbia	24
China	28
Australia	32
<b>GROUP B</b>	<b>36</b>
Argentina	38
Spain	42
Brazil	46
Lithuania	50
Croatia	54
Nigeria	58
<b>ABOUT</b>	<b>62</b>
List of referees	62
FIBA Events History	63
FIBA Events Final Standings	70
Men's Olympic History	75
Head-to-Head results	78
FIBA Ranking	82

If you have any questions, please contact FIBA Communications at [communications@fiba.com](mailto:communications@fiba.com)

**Publisher: FIBA**

**Designer & Layout:** Zadrga Agency (Dejan Miletić, Tjaša Pogorevc)

**Copyright FIBA 2016.**

The reproduction and photocopying, even of extracts, or the use of articles for commercial purposes without written prior approval by FIBA is prohibited.

**FIBA – Fédération Internationale de Basketball - Route de Suisse 5 – P.O. Box 29 – 1295 Mies – Switzerland – Tel : +41 22 545 00 00**

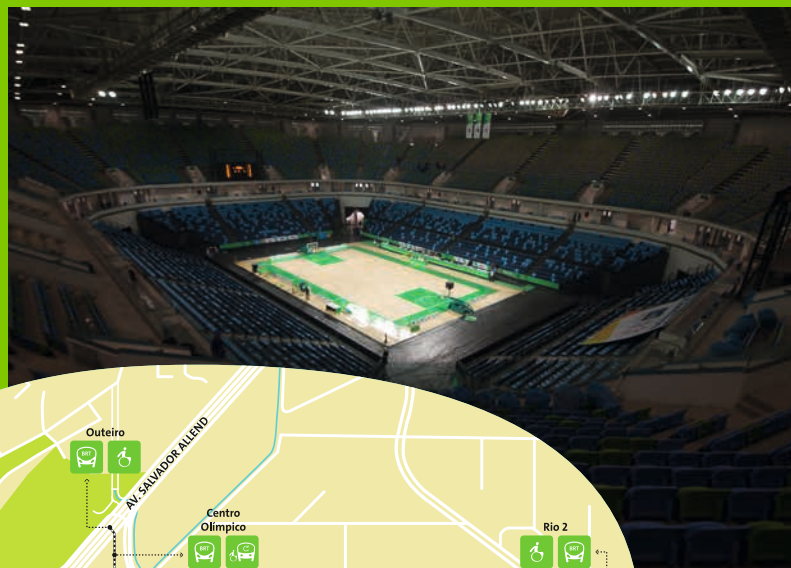
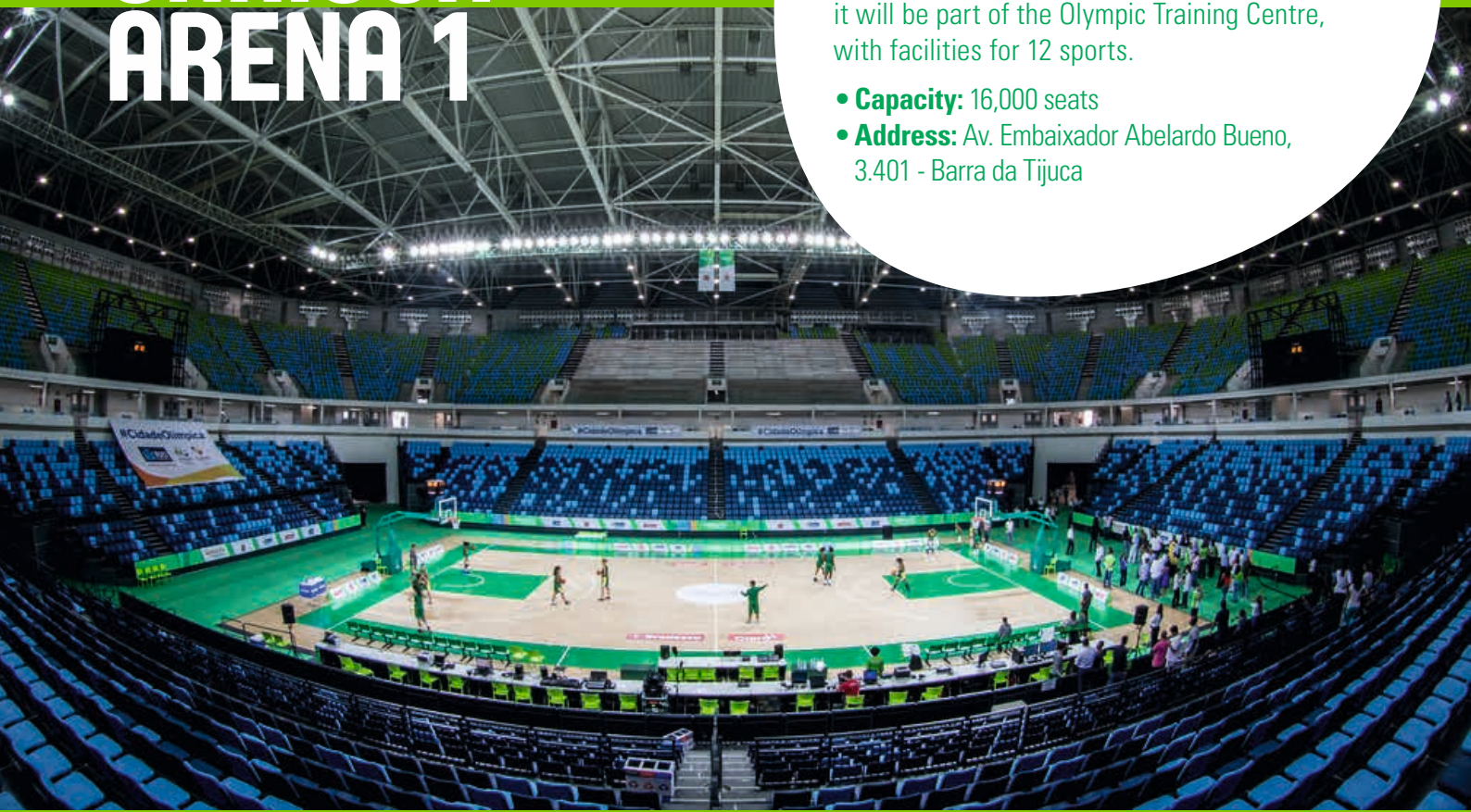
**Email : [communications@fiba.com](mailto:communications@fiba.com)**

**[fiba.com](http://fiba.com)**

# THE VENUE : CARIOCA ARENA 1

This is the new home of Olympic basketball in Barra Olympic Park. Built for the Rio 2016 Games, this multi-purpose arena spans more than 38,000 square metres. After the event, it will be part of the Olympic Training Centre, with facilities for 12 sports.

- **Capacity:** 16,000 seats
- **Address:** Av. Embaixador Abelardo Bueno, 3.401 - Barra da Tijuca



- Carioca Arena 1
- Entry or exit
- Spectator way
- BRT station
- Accessible station
- Station with accessible auxiliary shuttle



LAGOA DE JACAREPAGUÁ

# RIO 2016 OLYMPIC GAMES

## MEN'S BASKETBALL TOURNAMENT SCHEDULE

Saturday 6 to Sunday 21 August | Carioca Arena 1

### Group A

1. France (FRA)
2. USA (USA)
3. Venezuela (VEN)
4. Serbia (SRB)
5. China (CHN)
6. Australia (AUS)

### Group B

1. Argentina (ARG)
2. Spain (ESP)
3. Brazil (BRA)
4. Lithuania (LTU)
5. Croatia (CRO)
6. Nigeria (NGR)

## GROUP PHASE

<b>AUS - FRA</b> 14:15 (17:15 GMT)	<b>CHN - USA</b> 19:00 (22:00 GMT)	<b>VEN - SRB</b> 22:30 (01:30 (+1) GMT)	<b>Sat 6 Aug</b>	<b>REST DAY</b>
<b>REST DAY</b>			<b>Sun 7 Aug</b>	<b>BRA - LTU</b> 14:15 (17:15 GMT)
<b>SRB - AUS</b> 14:15 (17:15 GMT)	<b>USA - VEN</b> 19:00 (22:00 GMT)	<b>FRA - CHN</b> 22:30 (01:30 (+1) GMT)	<b>Mon 8 Aug</b>	<b>REST DAY</b>
<b>REST DAY</b>			<b>Tue 9 Aug</b>	<b>ESP - BRA</b> 14:15 (17:15 GMT)
<b>SRB - FRA</b> 14:15 (17:15 GMT)	<b>AUS - USA</b> 19:00 (22:00 GMT)	<b>VEN - CHN</b> 22:30 (01:30 (+1) GMT)	<b>Wed 10 Aug</b>	<b>LTU - NGR</b> 19:00 (22:00 GMT)
<b>REST DAY</b>			<b>Thu 11 Aug</b>	<b>ARG - CRO</b> 22:30 (01:30 (+1) GMT)
<b>CHN - AUS</b> 14:15 (17:15 GMT)	<b>USA - SRB</b> 19:00 (22:00 GMT)	<b>OQT1 - VEN</b> 22:30 (01:30 (+1) GMT)	<b>Fri 12 Aug</b>	<b>REST DAY</b>
<b>REST DAY</b>			<b>Sat 13 Aug</b>	<b>BRA - CRO</b> 14:15 (17:15 GMT)
<b>USA - FRA</b> 14:15 (17:15 GMT)	<b>AUS - VEN</b> 19:00 (22:00 GMT)	<b>SRB - CHN</b> 22:30 (01:30 (+1) GMT)	<b>Sun 14 Aug</b>	<b>NGR - ESP</b> 19:00 (22:00 GMT)
<b>REST DAY</b>			<b>Mon 15 Aug</b>	<b>LTU - ARG</b> 22:30 (01:30 (+1) GMT)
<b>ARG - BRA</b> 14:15 (17:15 GMT)	<b>ESP - LTU</b> 19:00 (22:00 GMT)	<b>CRO - NGR</b> 22:30 (01:30 (+1) GMT)		
<b>NGR - BRA</b> 14:15 (17:15 GMT)	<b>ESP - ARG</b> 19:00 (22:00 GMT)	<b>LTU - CRO</b> 22:30 (01:30 (+1) GMT)		

## FINAL PHASE

Note: The daily order of games may be subject to change

**Tue 16 Aug**

**REST DAY**

### QUARTER-FINALS

1<sup>st</sup> A – 4<sup>th</sup> B (31) | 2<sup>nd</sup> A – 3<sup>rd</sup> B (32) | 1<sup>st</sup> B – 4<sup>th</sup> A (33) | 2<sup>nd</sup> B – 3<sup>rd</sup> A (34)

<b>Quarter-Final</b> 11:00 (14:00 GMT)	<b>Quarter-Final</b> 14:30 (17:30 GMT)	<b>Wed 17 Aug</b>	<b>Quarter-Final</b> 18:45 (21:45 GMT)	<b>Quarter-Final</b> 22:15 (01:15 GMT)
---	---	-------------------	---	---

**Thu 18 Aug**

**REST DAY**

### SEMI-FINALS

Winner 32 – Winner 33 (35) | Winner 34 – Winner 31 (36)

<b>Semi-Final</b> 15:30 (18:30 GMT)	<b>Fri 19 Aug</b>	<b>Semi-Final</b> 19:00 (22:00 GMT)
--	-------------------	--

**Sat 20 Aug**

**REST DAY**

### FINALS

Loser 35 – Loser 36 (37) | Winner 35 – Winner 36 (38)

<b>Bronze Medal Game</b> 11:30 (14:30 GMT)	<b>Sun 21 Aug</b>	<b>Gold Medal Game</b> 15:45 (18:45 GMT)
---	-------------------	---



# QUALIFYING PROCESS FOR RIO 2016 MEN'S OLYMPIC BASKETBALL TOURNAMENT

According to the FIBA Internal Regulations:

Olympic Qualification is achieved as follows:

Twelve (12) teams will take part in the Rio 2016 Men's Olympic Basketball Tournament, from 6 to 21 August. Eighteen (18) teams shall participate in the FIBA Olympic Qualifying Tournaments.

Nine (9) teams have qualified for the Rio 2016 Men's Olympic Basketball Tournament directly through the 2015 FIBA Continental Championships:

- **Brazil** (Host)
- **USA** (FIBA Basketball World Cup Champion)
- **Nigeria** (AfroBasket 2015 Champion)
- **Venezuela & Argentina** (2015 FIBA Americas Champion and runner up)
- **China** (2015 FIBA Asia Champion)
- **Spain & Lithuania** (EuroBasket 2015 Champion and runner up)
- **Australia** (2015 FIBA Oceania Champion)

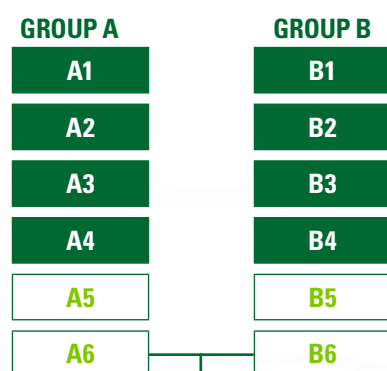
Three (3) FIBA Olympic Qualifying Tournaments held in different locations qualified one (1) team each to the Rio 2016 Men's Olympic Basketball Tournament:

- **Serbia** (Winner of Olympic Qualifying Tournament 2016 Belgrade)
- **Croatia** ( Winner of Olympic Qualifying Tournament 2016 Turin)
- **France** (Winner of Olympic Qualifying Tournament 2016 Manila)

# RIO 2016 MEN'S OLYMPIC BASKETBALL TOURNAMENT SYSTEM OF COMPETITION

## GROUP PHASE

6-15 August 2016



## QUARTER-FINALS

17 August



## SEMI-FINALS

19 August



## 3<sup>RD</sup> PLACE

21 August



## FINAL

21 August



# REGULATIONS FOR CLASSIFICATION OF TEAMS

### Places 11<sup>th</sup> – 12<sup>th</sup>

The teams placed 6<sup>th</sup> in each group shall be classified for the places 11<sup>th</sup> – 12<sup>th</sup> according to the following criteria:

1. Win – loss record in their respective group of the Group Phase.
2. If both teams have same win-loss record, the classification will be determined by the higher positive goal difference in all games played in their respective group.
3. If both teams will have the same positive goal difference, the classification will be determined by the higher number of the goals scored in all games played in their respective group.
4. If these criteria still cannot decide, a draw shall decide on classification.

### Example 1

	Win	Loss	Score	Goal difference
Team A6	1	4	336:429	
Team B6	0	5	355:451	

Final standings:

- 11<sup>th</sup> place: team A6 (better win-loss record)
- 12<sup>th</sup> place: team B6 (worse win-loss record)

### Example 2

	Win	Loss	Score	Goal difference
Team A6	0	5	336:429	-93
Team B6	0	5	325:393	-68

Final standings:

- 11<sup>th</sup> place: team A6 (same record with A6 but higher positive goal difference)
- 12<sup>th</sup> place: team B6 (same record with B6 but lower positive goal difference)

### Example 3

	Win	Loss	Score	Goal difference
Team B6	0	5	336:429	-103
Team A6	0	5	310:413	-103

Final standings:

- 11<sup>th</sup> place: team B6 (same record and positive goal difference with A6 but higher number of goals scored)
- 12<sup>th</sup> place: team A6 (same record and positive goal difference with B6 but lower number of goals scored)

### Places 9<sup>th</sup> – 10<sup>th</sup>

The teams placed 5<sup>th</sup> in each group shall be classified for the places 9<sup>th</sup> – 10<sup>th</sup> according to the same criteria as for the places 11<sup>th</sup> – 12<sup>th</sup>.

### Places 5<sup>th</sup> – 8<sup>th</sup>

The 4 teams eliminated in the Quarter-Finals will form one group and shall be classified for the places 5<sup>th</sup> – 8<sup>th</sup> according to the following criteria:

1. Win – loss record in their respective group of the Group Phase.
2. If two or more teams have the same win – loss record, the classification will be determined by the standings of the teams in their respective group of the Group Phase.
3. If two or more teams have the same standings, the classification will be determined by the higher positive goal difference in all games played in their respective group.
4. If two or more teams have the same higher positive goal difference, the classification will be determined by the higher number of goals scored in all games played in their respective group.
5. If these criteria still cannot decide, a draw shall decide on the classification.

The example of the final standings of 4 teams eliminated in the Quarter-Finals.

	Win	Loss	Score	Goal difference
Team B1	5	0	476:336	
Team B3	3	2	451:406	+45
Team D3	3	2	434:433	+1
Team A4	2	3	371:393	-22

Final standings:

- 5<sup>th</sup> place: team B1 (best win-loss record)
- 6<sup>th</sup> place: team B3 (same record and group standings with D3 but higher positive goal difference)
- 7<sup>th</sup> place: team D3 (same record and group standings with D3 but lower positive goal difference)
- 8<sup>th</sup> place: team C4 (worst win-loss record)

2014  
FIBA Basketball World Cup

BRA



USA



2015  
FIBA Continental Championships

NGR



VEN



ARG



CHN



AUS

ESP



LTU

**BRAZIL**  
HOST COUNTRY



2016

FIBA Qualifying Tournaments

SRB


CRO

FRA

FIBA QUALIFYING  
TOURNAMENTS 2016

Men's  
Olympic  
Basketball  
Tournament

# GROUP A



**FRANCE**



**USA**



**VENEZUELA**



**SERBIA**




**CHINA**



**AUSTRALIA**





# FRANCE

www.ffbb.com

@FRABasketball

## FIBA RANKING

Men: **5**

Combined: **3**



HEAD COACH

## VINCENT COLLET

Nationality: France

DOB: 06/06/1963

Coach of NT since: 2009

Club team 2015-16: SIG Strasbourg (FRA)

**Achievements with NT:** 3<sup>rd</sup> place at EuroBasket 2015, 3<sup>rd</sup> place at 2014 FIBA Basketball World Cup, EuroBasket 2013 Champion, 6<sup>th</sup> place at London 2012 Olympic Games, Runner up at EuroBasket 2011

**Assistant Coach:**

Ruddy Nelhomme & Jacques Commeres

## ROSTER

Name	Pos.	Height (cm. / ft.)	DOB	Club(s)
Batum Nicolas	SF	203cm / 6' 7"	14/12/1988	Charlotte Hornets (USA), NBA
De Colo Nando	G	196cm / 6' 5"	23/06/1987	CSKA Moscow (RUS), PBL
Diaw Boris	PF	203cm / 6' 7"	16/04/1982	Utah Jazz (USA), NBA
Diot Antoine	PG	193cm / 6' 3"	17/01/1989	Valencia (ESP), ACB
Gelabale Mickael	SF	201cm / 6' 7"	22/05/1983	Le Mans SB (FRA), Pro A
Gobert Rudy	C	215cm / 7' 0"	26/06/1992	Utah Jazz (USA), NBA
Heurtel Thomas	PG	188cm / 6' 2"	10/04/1989	Anadolu Efes Istanbul (TUR), TBL
Kahudi Charles	SF	197cm / 6' 5"	19/07/1986	Asvel Lyon-Villeurbanne (FRA), Pro A
Lauvergne Joffrey	PF	209cm / 6' 10"	30/09/1991	Denver Nuggets (USA), NBA
Parker Tony	PG	186cm / 6' 1"	17/05/1982	San Antonio Spurs (USA), NBA
Pietrus Florent	PF	201cm / 6' 7"	19/01/1981	SLUC Nancy (FRA), Pro A
Tillie Kim	C	211cm / 6' 11"	15/07/1988	Laboral Kutxa Baskonia (ESP), ACB

GROUP A



## MEDAL COUNT



## OLYMPIC APPEARANCES

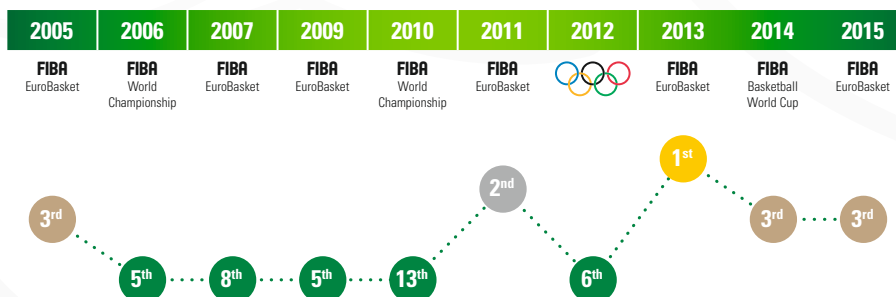
1936 (Berlin)  
1948 (London)  
1952 (Helsinki)  
1956 (Melbourne)  
1960 (Rome)

2000 (Sidney)  
2012 (London)

## BEST RESULTS

2<sup>nd</sup> (1948)  
2<sup>nd</sup> (2000)

## NATIONAL TEAM HISTORY SINCE 2005



## HOW DID THEY QUALIFY?

Winner of FIBA Olympic Qualifying Tournament Manila 2016

05 Jul. 2016	vs PHI	93-84
07 Jul. 2016	vs NZL	66-59
09 Jul. 2016	vs TUR	75-63
10 Jul. 2016	vs CAN	83-74

## ACCUMULATED STATS AT FIBA QUALIFYING TOURNAMENT MANILA 2016

Name	G	Min	2PT%	3PT%	FT%	OR	DR	As	St	To	BS	PPG
T. Heurtel	4	17.3	47.1	36.4	75.0	0.3	1.3	3.0	1.3	0.8	0.0	7.8
N. Batum	2	23.0	66.7	25.0	100.0	1.0	1.0	1.5	1.0	1.5	0.5	5.0
A. Diot	4	12.3	55.6	30.0	0.0	0.8	0.0	0.5	0.5	0.8	0.0	4.8
J. Lauvergne	4	16.3	58.3	0.0	80.0	1.5	1.8	0.8	0.0	0.8	0.0	8.0
C. Kahudi	4	11.3	71.4	0.0	100.0	0.5	1.5	0.0	0.3	0.5	0.0	2.8
W. Parker	4	25.5	68.4	35.3	73.3	0.0	2.8	3.5	1.0	3.0	0.0	13.8
F. Pietrus	4	9.5	75.0	0.0	0.0	0.3	0.3	0.3	0.5	0.8	0.0	1.5
N. De Colo	4	28.3	76.0	31.3	88.9	0.3	4.5	2.3	2.3	2.0	0.0	17.3
B. Diaw	4	32.0	40.0	30.0	87.5	1.3	4.8	3.3	1.3	1.3	0.8	8.0
M. Gelabale	4	17.8	71.4	14.3	75.0	1.0	3.3	0.5	0.8	0.5	0.0	6.5
K. Tillie	4	15.0	69.2	50.0	100.0	1.5	0.8	0.5	0.3	1.5	0.3	6.0
A. Moerman	3	4.7	25.0	0.0	0.0	0.3	0.0	0.0	0.0	0.3	0.0	0.7
<b>Team-Coach</b>	<b>4</b>	<b>0.0</b>	<b>0.0</b>	<b>0.0</b>	<b>0.0</b>	<b>2.0</b>	<b>1.0</b>	<b>0.0</b>	<b>0.0</b>	<b>0.8</b>	<b>0.0</b>	<b>0.0</b>
<b>Totals</b>	<b>4</b>	<b>200.0</b>	<b>61.0</b>	<b>27.6</b>	<b>83.6</b>	<b>10.0</b>	<b>22.3</b>	<b>15.3</b>	<b>8.5</b>	<b>13.5</b>	<b>1.3</b>	<b>79.3</b>

## PARKER TONY

**DOB:** 17/05/1982

**Height:** 188cm / 6' 2"

**Club(s) 2015-16:**  
San Antonio Spurs  
(USA), NBA

[@tonyparker](#)

[@\\_tonyparker09](#)



### NATIONAL TEAM STATS

Year	Event	G	min	2PT%	3PT%	FT%	OR	DR	As	St	TO	BS	PPG	Eff
2016	Qualifying Tournament	4	25.5	68.4	35.3	73.3	0.0	2.8	3.5	3.0	1.0	0.0	13.8	12.8
2015	EuroBasket	9	27.7	36.3	28.6	74.3	0.2	2.0	4.2	2.3	0.7	0.0	12.0	7.9
2013	EuroBasket	11	29.6	56.9	29.4	78.3	0.3	1.8	3.3	2.2	0.6	0.0	19.0	14.9
2012	Olympic Basketball Tournament	6	30.2	45.2	26.3	76.7	0.8	2.0	3.2	2.5	0.7	0.0	15.7	10.7
2011	EuroBasket	10	35.0	48.2	33.3	80.9	0.2	3.3	4.4	2.4	1.6	0.0	22.1	18.6
2009	EuroBasket	8	30.9	47.2	28.9	71.9	0.6	3.3	4.4	2.4	1.8	0.0	17.8	15.3
2007	EuroBasket	9	30.9	55.8	32.7	77.0	0.4	2.9	2.8	1.4	1.0	0.0	20.1	16.8

### CLUB STATS 2015-16

Season	Club (league or country)	G	min	2PT%	3PT%	FT%	OR	DR	As	St	TO	BS	PPG	Eff
2015/16	San Antonio Spurs/USA: NBA	72	27.5	50.0	42.2	76.0	0.2	2.2	5.3	1.8	0.8	0.2	11.9	8.9
2015/16	San Antonio Spurs/USA: NBA	10	26.6	48.8	25.0	85.7	0.1	2.1	5.3	1.8	0.6	0.2	10.4	7.4

## BATUM NICOLAS

**DOB:** 14/12/1988

**Height:** 203cm / 6' 7"

**Club(s) 2015-16:**  
Charlotte Hornets  
(USA), NBA

[@nicolas88batum](#)

[@nicbatum88](#)



### NATIONAL TEAM STATS

Year	Event	G	min	2PT%	3PT%	FT%	OR	DR	As	St	TO	BS	PPG	Eff
2016	Qualifying Tournament	2	23.0	66.7	25.0	100.0	1.0	1.0	1.5	1.5	1.0	0.5	5.0	6.5
2015	EuroBasket	9	23.3	48.0	17.1	72.7	0.6	3.0	1.3	1.0	1.4	0.4	9.1	8.1
2014	Basketball World Cup	9	29.1	65.2	32.6	78.8	1.0	2.1	1.3	1.6	1.3	0.4	14.6	13.2
2013	EuroBasket	10	29.2	64.6	25.5	78.3	1.3	3.8	2.3	1.7	1.0	1.1	11.6	13.7
2012	Olympic Basketball Tournament	6	27.3	72.4	35.5	90.0	1.0	4.7	1.2	1.8	0.8	1.5	15.5	17.8
2011	EuroBasket	11	31.5	63.2	40.5	85.3	0.5	2.7	1.4	1.5	2.0	0.6	13.8	14.8
2010	World Championship	6	28.5	53.6	32.1	72.0	0.2	3.0	2.2	2.8	1.3	0.7	12.5	10.5

### CLUB STATS 2015-16

Season	Club (league or country)	G	min	2PT%	3PT%	FT%	OR	DR	As	St	TO	BS	PPG	Eff
2015/16	Charlotte Hornets/USA: NBA	70	34.9	49.3	34.8	84.9	0.8	5.3	5.8	2.9	0.9	0.6	14.9	13.6
2015/16	Charlotte Hornets/USA: NBA	5	28.6	47.8	27.3	85.0	0.4	3.2	2.0	1.6	0.4	0.0	11.4	9.0

## DE COLO NANDO

**DOB:** 23/06/1987

**Height:** 195cm / 6' 4"

**Club(s) 2015-16:**  
CSKA Moscow  
(RUS), PBL

[@NandoDeColo](#)

[@nandodecolo](#)



### NATIONAL TEAM STATS

Year	Event	G	min	2PT%	3PT%	FT%	OR	DR	As	St	TO	BS	PPG	Eff
2016	Qualifying Tournament	4	28.3	76.0	31.3	88.9	0.3	4.5	2.3	2.0	2.3	0.0	17.3	19.8
2015	EuroBasket	9	26.0	62.2	42.9	77.3	0.7	4.6	3.7	1.8	1.1	0.1	13.1	16.8
2013	EuroBasket	11	19.8	43.2	36.4	100.0	0.3	1.8	1.1	1.0	1.0	0.1	7.4	6.5
2012	Olympic Basketball Tournament	6	21.2	41.2	29.2	87.5	0.3	2.3	2.3	2.8	1.7	0.0	7.0	6.2
2011	EuroBasket	11	18.2	56.4	27.8	100.0	0.2	1.9	0.9	1.6	1.1	0.3	6.5	6.5
2010	World Championship	6	22.5	56.3	42.9	100.0	0.2	1.7	2.2	1.8	0.8	0.0	8.8	8.7
2009	EuroBasket	9	16.3	39.3	37.0	82.4	0.4	1.4	1.2	1.2	1.0	0.0	7.3	6.1

### CLUB STATS 2015-16

Season	Club (league or country)	G	min	2PT%	3PT%	FT%	OR	DR	As	St	TO	BS	PPG	Eff
2015/16	CSKA Moscow/EuroLeague	27	19.4	55.6	46	90.8	0.3	3.3	5	1.1	2.8	0.5	24.3	/
2015/16	CSKA Moscow/VTB United League	36	22.6	57.9	39	95.8	0.4	3	4.6	1.5	2.8	0.1	16.6	/

## DIAW BORIS

**DOB:** 16/04/1982

**Height:** 203cm / 6' 7"

**Club(s) 2015-16:**  
San Antonio Spurs  
(USA), NBA

[@theborisdiaw](#)

[@diawboris](#)



### NATIONAL TEAM STATS

Year	Event	G	min	2PT%	3PT%	FT%	OR	DR	As	St	TO	BS	PPG	Eff
2016	Qualifying Tournament	4	32.0	40.0	30.0	87.5	1.3	4.8	3.3	1.3	1.3	0.8	8.0	13.0
2015	EuroBasket	9	23.8	51.0	33.3	42.9	0.8	2.2	4.0	1.4	0.1	0.3	6.2	8.9
2014	Basketball World Cup	9	25.4	56.4	35.7	60.0	0.9	3.7	4.0	3.3	0.2	0.4	9.2	10.6
2013	EuroBasket	11	28.3	52.6	26.3	77.3	0.9	3.7	3.4	1.5	1.0	0.4	10.4	13.1
2012	Olympic Basketball Tournament	6	28.8	58.6	27.3	42.9	1.7	4.3	4.3	1.7	0.7	0.8	7.7	13.8
2011	EuroBasket	11	29.3	49.2	21.4	77.3	1.5	3.3	2.5	1.6	0.5	0.3	8.0	10.0
2010	World Championship	6	29.8	44.8	31.8	57.1	2.2	3.5	3.7	2.5	1.3	0.5	8.5	11.5

### CLUB STATS 2015-16

Season	Club (league or country)	G	min	2PT%	3PT%	FT%	OR	DR	As	St	TO	BS	PPG	Eff
2015/16	San Antonio Spurs/USA: NBA	76	18.2	56.4	36.2	73.7	0.8	2.3	2.3	1.3	0.3	0.3	6.4	6.8
2015/16	San Antonio Spurs/USA: NBA	9	17.6	47.5	33.3	75.0	0.2	1.9	2.3	0.7	0.2	0.4	5.2	4.7

## GOBERT RUDY


**DOB:** 26/06/1992

**Height:** 215cm / 7' 0"

**Club(s) 2015-16:**  
Utah Jazz (USA), NBA

[@rudygobert27](#)

[@rudygobert27](#)




### NATIONAL TEAM STATS

Year	Event	G	min	2PT%	3PT%	FT%	OR	DR	As	St	TO	BS	PPG	Eff
2015	EuroBasket	9	21.2	59.3	0	66.7	34	39	4	10	6	18	94	/
2014	Basketball World Cup	9	141	72.7	0	45.5	7	35	1	3	7	8	37	/

### CLUB STATS 2015-16

Season	Club (league or country)	G	min	2PT%	3PT%	FT%	OR	DR	As	St	TO	BS	PPG	Eff
2015/16	Utah Jazz/USA: NBA	61	31.7	/	0.0	56.9	3.4	7.5	1.5	0.7	1.9	2.2	9.1	/



## DIOT ANTOINE

**DOB:** 17/01/1989  
**Height:** 190cm / 6' 2"

**Club(s) 2015-16:**  
Valencia (ESP), ACB

**@DiotAntoine**

**@antoinediot**



### NATIONAL TEAM STATS

Year	Event	G	min	2PT%	3PT%	FT%	OR	DR	As	St	TO	BS	PPG	Eff
2016	Qualifying Tournament	4	12.3	55.6	30.0	0.0	0.8	0.0	0.5	0.8	0.5	0.0	4.8	3.0
2014	Basketball World Cup	9	20.4	57.1	32.0	75.0	0.3	2.2	2.3	1.2	1.1	0.1	6.9	8.3
2013	EuroBasket	11	14.2	54.5	55.0	100.0	0.4	1.3	1.1	0.6	0.5	0.1	4.5	5.9
2009	EuroBasket	8	14.8	38.5	42.9	66.7	0.6	1.3	1.0	0.8	0.8	0.0	5.1	5.3

### CLUB STATS 2015-16

Season	Club (league or country)	G	min	2PT%	3PT%	FT%	OR	DR	As	St	TO	BS	PPG	Eff
2015/16	Valencia BC/Spain: ACB	29	18.0	66.7	41.8	77.4	0.3	1.4	3.0	1.4	0.7	0.1	8.2	7.1
2015/16	Valencia BC/Spain: ACB	6	19.7	56.5	27.3	100.0	0.0	1.3	3.3	1.0	0.8	0.0	7.7	5.2
2015/16	Valencia BC/EuroCup	12	18.7	61.1	46.7	87.5	0.3	1.1	2.4	1.6	1.3	0.2	8.3	7.2

## GELABALE MICKAEL

**DOB:** 22/05/1983  
**Height:** 200cm / 6' 6"

**Club(s) 2015-16:**  
Le Mans Sb (FRA), Pro A

**@Mickaelgelabale**

**@mickaelgelabale**



### NATIONAL TEAM STATS

Year	Event	G	min	2PT%	3PT%	FT%	OR	DR	As	St	TO	BS	PPG	Eff
2016	Qualifying Tournament	4	17.8	71.4	14.3	75.0	1.0	3.3	0.5	0.5	0.8	0.0	6.5	8.8
2015	EuroBasket	9	15.8	63.3	33.3	100.0	0.6	1.9	0.3	0.3	0.2	0.2	6.4	7.3
2014	Basketball World Cup	9	21.9	54.2	36.4	100.0	0.2	2.1	0.8	1.3	0.3	0.1	6.1	5.6
2013	EuroBasket	11	24.4	52.6	35.7	87.5	1.1	1.8	1.5	0.8	0.3	0.3	7.6	8.3
2012	Olympic Basketball Tournament	6	24.5	57.7	26.3	66.7	1.0	2.5	1.3	1.5	0.3	0.2	7.8	7.3
2011	EuroBasket	9	19.8	57.9	63.6	100.0	0.7	1.1	1.0	0.7	0.7	0.0	7.3	8.3

### CLUB STATS 2015-16

Season	Club (league or country)	G	min	2PT%	3PT%	FT%	OR	DR	As	St	TO	BS	PPG	Eff
2015/16	Le Mans/France: Pro A	32	25.6	48.8	36.1	83.8	1.3	2.5	1.5	1.2	0.4	0.3	9.3	8.7
2015/16	Le Mans/France: Pro A	6	20.3	48.1	47.1	100.0	0.8	1.7	0.7	1.5	0.3	0.0	9.3	7.9
2015/16	LeMans/EuroCup	8	29.5	59.5	30.4	88.5	0.8	2.9	0.9	1.5	0.4	0.3	11.8	10.9

## HEURTEL THOMAS

**DOB:** 10/04/1989  
**Height:** 190cm / 6' 2"

**Club(s) 2015-16:**  
Anadolu Efes  
Istanbul (TUR), TBL

**@MT28APRIL**

**@thomas\_heurtel**



### NATIONAL TEAM STATS

Year	Event	G	min	2PT%	3PT%	FT%	OR	DR	As	St	TO	BS	PPG	Eff
2016	Qualifying Tournament	4	17.3	47.1	36.4	75.0	0.3	1.3	3.0	0.8	1.3	0.0	7.8	8.5
2014	Basketball World Cup	9	22.1	56.1	38.9	83.3	0.4	1.8	4.0	2.1	0.7	0.0	9.7	10.8
2013	EuroBasket	7	7.6	33.3	16.7	0.0	0.1	0.1	0.9	0.7	0.1	0.0	1.0	0.0

### CLUB STATS 2015-16

Season	Club (league or country)	G	min	2PT%	3PT%	FT%	OR	DR	As	St	TO	BS	PPG	Eff
2015/16	Efes Pilsen/Turkey: TBL	28	26.3	51.4	39.2	81.0	0.5	2.5	6.1	2.4	0.9	0.0	11.9	9.6
2015/16	Efes Pilsen/Turkey: TBL	9	25.7	59.6	33.3	94.1	0.3	1.9	4.4	2.4	0.7	0.0	13.3	10.5
2015/16	Efes Istanbul/EuroLeague	24	27.5	54.2	42.7	80.3	0.4	2.5	7.9	3.3	0.8	0.0	12.7	10.8

## KAHUDI CHARLES

**DOB:** 19/07/1986  
**Height:** 199cm / 6' 6"

**Club(s) 2015-16:**  
Asvel Lyon Villeurbanne  
(FRA), Pro A

**@ch\_kahudi**



### NATIONAL TEAM STATS

Year	Event	G	min	2PT%	3PT%	FT%	OR	DR	As	St	TO	BS	PPG	Eff
2016	Qualifying Tournament	4	11.3	71.4	0.0	100.0	0.5	1.5	0.0	0.5	0.3	0.0	2.8	3.3
2015	EuroBasket	8	11.4	46.7	33.3	70.0	1.1	1.9	0.9	0.1	0.1	0.5	3.0	5.8
2014	Basketball World Cup	5	8.2	37.5	40.0	100.0	0.6	0.8	0.8	0.4	0.2	0.0	2.6	3.0
2013	EuroBasket	6	6.8	50.0	0.0	40.0	0.2	0.5	0.7	0.2	0.3	0.2	1.3	1.3
2011	EuroBasket	9	11.4	40.0	66.7	75.0	0.9	1.4	0.3	0.2	0.1	0.0	2.9	4.3

### CLUB STATS 2015-16

Season	Club (league or country)	G	min	2PT%	3PT%	FT%	OR	DR	As	St	TO	BS	PPG	Eff
2015/16	Lyon-Vill./France: Pro A	33	27.2	48.6	40.0	78.7	1.5	3.4	2.0	1.5	0.5	0.2	11.3	10.9
2015/16	Lyon-Vill./France: Pro A	9	27.8	37.5	58.3	87.1	1.3	4.4	1.6	1.7	0.6	0.3	12.3	12.8
2015/16	ASVEL/Europe Cup	11	23.3	61.4	41.9	84.0	0.8	4.0	1.5	1.5	0.5	0.3	10.4	11.7
2015/16	ASVEL/Europe Cup	2	33.5	63.6	62.5	100.0	1.5	4.0	1.0	0.5	0.5	0.5	18.5	21.3

## LAUVERGNE JOFFREY

**DOB:** 30/09/1991  
**Height:** 211cm / 6' 11"

**Club(s) 2015-16:**  
Denver Nuggets  
(USA), NBA

**@1JLOLOO**

**@7jololo7**



### NATIONAL TEAM STATS

Year	Event	G	min	2PT%	3PT%	FT%	OR	DR	As	St	TO	BS	PPG	Eff
2016	Qualifying Tournament	4	16.3	58.3	0.0	80.0	1.5	1.8	0.8	0.8	0.0	0.0	8.0	7.5
2015	EuroBasket	9	17.7	60.4	50.0	81.3	1.8	3.8	0.8	1.7	0.6	0.2	9.6	12.0
2014	Basketball World Cup	9	17.1	56.3	41.7	63.6	1.2	4.1	0.4	0.7	0.3	0.3	9.2	11.0
2013	EuroBasket	9	9.6	54.5	33.3	53.8	1.2	1.6	0.3	0.4	0.0	0.1	3.8	4.6

### CLUB STATS 2015-16

Season	Club (league or country)	G	min	2PT%	3PT%	FT%	OR	DR	As	St	TO	BS	PPG	Eff
2015/16	Denver Nuggets/USA: NBA	59	17.7	55.7	24.5	89.9	1.3	3.6	0.9	0.9	0.2	0.3	7.9	9.6

## PIETRUS FLORENT

**DOB:** 19/01/1981

**Height:** 201cm / 6' 7"

**Club(s) 2015-16:**  
Sluc Nancy  
(FRA), Pro A

[@flopietrus](#)

[@flopietrus](#)



### NATIONAL TEAM STATS

Year	Event	G	min	2PT%	3PT%	FT%	OR	DR	As	St	TO	BS	PPG	Eff
2016	Qualifying Tournament	4	9.5	75.0	0.0	0.0	0.3	0.3	0.3	0.8	0.5	0.0	1.5	1.5
2015	EuroBasket	9	14.6	44.4	0.0	42.9	1.6	1.3	0.2	0.3	0.4	0.1	1.2	3.3
2014	Basketball World Cup	9	16.6	88.9	33.3	69.2	1.3	2.3	0.9	0.4	0.2	0.2	3.1	6.9
2013	EuroBasket	11	15.5	50.0	33.3	33.3	1.4	2.1	0.2	0.5	0.4	0.1	1.9	4.3
2012	Olympic Basketball Tournament	4	15.8	60.0	40.0	100.0	0.3	2.5	0.5	0.3	0.0	0.5	4.5	6.8
2011	EuroBasket	11	16.0	81.3	0.0	60.0	0.9	2.5	0.8	0.8	0.6	0.2	2.6	6.2
2010	World Championship	4	21.8	33.3	0.0	100.0	2.0	2.8	1.5	1.0	0.5	0.0	4.5	7.8

### CLUB STATS 2015-16

Season	Club (league or country)	G	min	2PT%	3PT%	FT%	OR	DR	As	St	TO	BS	PPG	Eff
2015/16	Nancy/France: Pro A	23	32.7	58.4	34.8	80.3	3.5	4.7	1.7	1.6	0.7	0.5	8.0	13.4
2015/16	SLUC Nancy/EuroCup	8	35.4	58.8	60.0	80.6	3.5	5.1	2.3	2.0	0.6	1.1	9.3	15.4

## TILLIE KIM

**DOB:** 15/07/1988

**Height:** 211cm / 6' 11"

**Club(s) 2015-16:**  
Vitoria (ESP), ACB

[@ktille](#)

[@kimtillie](#)



### NATIONAL TEAM STATS

Year	Event	G	min	2PT%	3PT%	FT%	OR	DR	As	St	TO	BS	PPG	Eff
2016	Qualifying Tournament	4	15.0	69.2	50.0	100.0	1.5	0.8	0.5	1.5	0.3	0.3	6.0	6.5
2014	Basketball World Cup	4	6.0	66.7	0.0	0.0	0.3	0.8	0.0	0.5	0.5	0.0	3.0	3.3

### CLUB STATS 2015-16

Season	Club (league or country)	G	min	2PT%	3PT%	FT%	OR	DR	As	St	TO	BS	PPG	Eff
2015/16	Laboral KV/Spain: ACB	34	23.5	54.1	28.6	81.1	1.7	3.1	1.1	1.2	0.8	0.2	7.1	8.7
2015/16	Laboral KV/Spain: ACB	7	24.6	60.7	28.6	84.6	1.6	3.0	0.7	1.6	0.1	0.1	8.1	9.3
2015/16	Laboral KV/EuroLeague	24	20.9	49.5	28.0	74.2	1.4	2.1	0.9	1.2	0.9	0.1	5.8	6.2
2015/16	Laboral KV/EuroLeague	5	29.8	54.5	20.0	66.7	2.4	3.2	0.8	1.2	1.2	1.0	7.4	9.6



# USA

usab.com

@usabasketball

## FIBA RANKING

Men: **1**

Combined: **1**



HEAD COACH

### MIKE KRZYZEWSKI

Nationality: USA

DOB: 13/02/1947

Coch of NT since: 2006

Club team 2015-16: Duke University (NCAA Div I)

#### Achievements with NT:

FIBA Women's World Champion in 2010 and 2014, Olympic Gold medal at London 2012

#### Assistant Coaches:

Tom Thibodeau & Monty Williams & Jim Boeheim

## ROSTER

Name	Pos.	Height (cm. / ft.)	DOB	Club(s)
Anthony Carmelo	F	203cm / 6' 7"	29/05/1984	New York Knicks (USA), NBA
Barnes Harrison	F	203cm / 6' 7"	30/05/1992	Dallas Mavericks (USA), NBA
Butler Jimmy	F	201cm / 6' 7"	14/09/1989	Chicago Bulls (USA), NBA
Cousins Demarcus	C	210cm / 6' 10"	13/08/1990	Sacramento Kings (USA), NBA
Derozan Demar	G	201cm / 6' 7"	07/08/1989	Toronto Raptors (CAN), NBA
Durant Kevin	G	205cm / 6' 8"	29/09/1988	Golden State Warriors (USA), NBA
George Paul	G	203cm / 6' 7"	02/05/1990	Indiana Pacers (USA), NBA
Green Draymond	F	200cm / 6' 6"	04/03/1990	Golden State Warriors (USA), NBA
Irving Kyrie	G	190cm / 6' 2"	23/03/1992	Cleveland Cavaliers (USA), NBA
Jordan Deandre	C	211cm / 6' 11"	21/07/1988	Los Angeles Clippers (USA), NBA
Lowry Kyle	G	183cm / 6' 0"	25/03/1986	Toronto Raptors (CAN), NBA
Thompson Klay	G	200cm / 6' 6"	08/02/1990	Golden State Warriors (USA), NBA

GROUP A



## MEDAL COUNT



### OLYMPIC APPEARANCES

- 1936 (Berlin)
- 1948 (London)
- 1952 (Helsinki)
- 1956 (Melbourne)
- 1960 (Rome)
- 1964 (Tokyo)
- 1968 (Mexico City)
- 1972 (Munich)
- 1976 (Montreal)
- 1984 (Los Angeles)
- 1988 (Seoul)

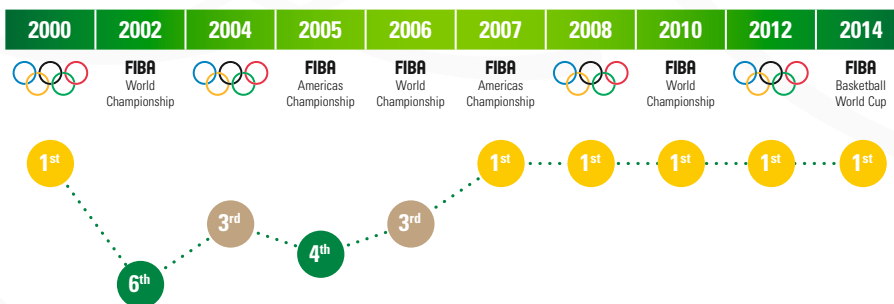
- 1992 (Barcelona)
- 1996 (Atlanta)
- 2000 (Sydney)
- 2004 (Athens)
- 2008 (Beijing)
- 2012 (London)

### BEST RESULTS

#### GOLD MEDAL

(1936, 1948, 1952, 1956, 1960, 1964, 1968, 1976, 1984, 1992, 1996, 2000, 2008 and 2012)

## NATIONAL TEAM HISTORY SINCE 2000



## ACCUMULATED STATS AT 2014 FIBA BASKETBALL WORLD CUP

Name	G	Min	2PT%	3PT%	FT%	OR	DR	As	St	To	BS	PPG
W. Curry	9	20.7	34.8	43.8	100.0	0.2	2.6	2.9	1.2	1.3	0.1	10.7
K. Thompson	9	23.4	69.7	41.5	50.0	0.2	2.0	2.1	1.0	1.1	0.8	12.7
D. Rose	9	17.1	35.0	5.3	80.0	0.8	1.1	3.1	0.9	2.0	0.3	4.8
K. Faried Lewis	9	21.4	64.1	0.0	66.7	3.8	3.9	0.7	0.6	0.4	0.6	12.2
R. Gay	9	14.0	50.0	41.7	55.6	0.8	2.9	1.4	1.0	1.2	0.3	6.0
D. Derozan	9	11.8	61.9	28.6	73.3	0.2	0.8	1.2	0.8	1.0	0.0	4.8
K. Irving	9	24.3	54.4	60.9	83.3	0.4	2.1	3.6	1.9	1.6	0.1	12.1
M. Plumlee	9	6.7	60.0	0.0	27.3	0.8	1.2	0.3	0.3	0.6	0.0	2.3
D. Cousins	9	13.9	70.8	0.0	66.7	1.9	3.8	1.0	1.3	1.3	0.7	9.8
J. Harden	9	22.0	59.2	41.4	81.0	0.6	2.2	3.2	2.1	1.8	0.2	14.2
A. Davis	9	19.7	54.9	0.0	75.0	2.2	4.3	0.8	0.9	0.8	2.1	12.3
A. Drummond	8	5.8	61.1	0.0	28.6	1.0	1.5	0.1	0.1	0.4	0.4	3.0
<b>Team-Coach</b>	<b>9</b>	<b>0.0</b>	<b>0.0</b>	<b>0.0</b>	<b>0.0</b>	<b>2.2</b>	<b>1.6</b>	<b>0.0</b>	<b>0.0</b>	<b>0.2</b>	<b>0.0</b>	<b>0.0</b>
<b>Totals</b>	<b>9</b>	<b>200.1</b>	<b>57.0</b>	<b>40.1</b>	<b>71.4</b>	<b>15.0</b>	<b>29.8</b>	<b>20.4</b>	<b>12.1</b>	<b>13.7</b>	<b>5.6</b>	<b>104.6</b>

## HOW DID THEY QUALIFY?

2014 FIBA Basketball World Cup Champion

30 Aug. 2014	vs FIN	114-55
31 Aug. 2014	vs TUR	98-77
2 Sep. 2014	vs NZL	98-71
3 Sep. 2014	vs DOM	106-71
4 Sep. 2014	vs UKR	95-71
6 Sep. 2014	vs MEX	86-63
9 Sep. 2014	vs SLO	119-76
11 Sep. 2014	vs LTU	96-68
14 Sep. 2014	vs SRB	129-92



## ANTHONY CARMELO

**DOB:** 29/05/1984  
**Height:** 203cm / 6' 7"  
**Club(s) 2015-16:**  
 New York Knicks (USA), NBA  
 @carmeloanthony



F

### NATIONAL TEAM STATS

Year	Event	G	min	2PT%	3PT%	FT%	OR	DR	As	St	TO	BS	PPG	Eff
2012	Olympic Basketball Tournament	8	17.8	57.5	50.0	78.9	1.5	3.3	1.3	0.9	0.5	0.0	16.3	16.4
2008	Olympic Basketball Tournament	8	19.1	48.1	37.8	82.8	0.6	3.6	0.4	0.8	1.0	0.3	11.5	11.4
2007	Americas Championship	9	19.4	63.9	57.8	71.4	1.1	4.1	1.4	0.4	0.7	0.3	21.2	22.3
2006	World Championship	9	24.0	54.5	44.0	63.0	1.0	2.7	1.6	1.1	1.9	0.0	19.9	17.0
2004	Olympic Basketball Tournament	7	6.7	29.4	18.2	50.0	0.7	0.9	0.0	0.9	0.3	0.0	2.4	0.3

### CLUB STATS 2015-16

Season	Club (league or country)	G	min	2PT%	3PT%	FT%	OR	DR	As	St	TO	BS	PPG	Eff
2015/16	New York Knicks/USA: NBA	72	35.2	46.3	33.9	82.9	1.4	6.4	4.2	2.4	0.9	0.5	21.8	18.4

## DURANT KEVIN

**DOB:** 29/09/1988  
**Height:** 205cm / 6' 8"  
**Club(s) 2015-16:**  
 Oklahoma City Thunder (USA), NBA  
 @KDTrey5



G

### NATIONAL TEAM STATS

Year	Event	G	min	2PT%	3PT%	FT%	OR	DR	As	St	TO	BS	PPG	Eff
2012	Olympic Basketball Tournament	8	26.0	41.7	52.3	88.9	0.8	5.0	2.6	1.0	1.6	0.6	19.5	22.3
2010	World Championship	9	28.2	63.2	45.6	91.2	0.3	5.8	1.8	2.0	1.4	0.7	22.8	23.9

### CLUB STATS 2015-16

Season	Club (league or country)	G	min	2PT%	3PT%	FT%	OR	DR	As	St	TO	BS	PPG	Eff
2015/16	Oklahoma City Thunder/USA: NBA	72	35.7	56.8	38.8	89.8	0.6	7.6	5.0	3.5	0.9	1.2	28.2	26.2
2015/16	Oklahoma City Thunder/USA: NBA	18	40.4	48.5	28.2	89.0	0.7	6.4	3.3	3.6	1.0	1.0	28.4	21.8

## IRVING KYRIE

**DOB:** 23/03/1992  
**Height:** 190cm / 6' 2"  
**Club(s) 2015-16:**  
 Cleveland Cavaliers (USA), NBA  
 @KyrieIrving



G

### NATIONAL TEAM STATS

Year	Event	G	min	2PT%	3PT%	FT%	OR	DR	As	St	TO	BS	PPG	Eff
2014	Basketball World Cup	9	24.3	54.4	60.9	83.3	0.4	2.1	3.6	1.6	1.9	0.1	12.1	14.7

### CLUB STATS 2015-16

Season	Club (league or country)	G	min	2PT%	3PT%	FT%	OR	DR	As	St	TO	BS	PPG	Eff
2015/16	Cleveland Cavaliers/USA: NBA	53	31.4	50.1	32.3	88.5	0.8	2.1	4.7	2.3	1.1	0.3	19.6	13.1
2015/16	Cleveland Cavaliers/USA: NBA	21	37.0	48.9	44.0	87.5	0.7	2.2	4.7	2.3	1.7	0.6	25.2	17.3

## COUSINS DEMARCUS

**DOB:** 13/08/1990  
**Height:** 210cm / 6' 10"  
**Club(s) 2015-16:**  
 Sacramento Kings (USA), NBA  
 @BoogieCousins



C

### NATIONAL TEAM STATS

Year	Event	G	min	2PT%	3PT%	FT%	OR	DR	As	St	TO	BS	PPG	Eff
2014	Basketball World Cup	9		125	70.8	0	66.7	34	17	12	12	6	88	9.8

### CLUB STATS 2015-16

Season	Club (league or country)	G	min	2PT%	3PT%	FT%	OR	DR	As	St	TO	BS	PPG	Eff
2015/16	Sacramento Kings/USA: NBA	65	34.6	/	33.3	71.8	2.4	9.1	3.3	1.6	3.8	1.4	26.9	/

## GEORGE PAUL

**DOB:** 02/05/1990  
**Height:** 203cm / 6' 7"  
**Club(s) 2015-16:**  
 Indiana Pacers (USA), NBA  
 @Yg\_Trece



G

### NATIONAL TEAM STATS

Year	Event	G	min	2PT%	3PT%	FT%	OR	DR	As	St	TO	BS	PPG	Eff
- First appearance -														

### CLUB STATS 2015-16

Season	Club (league or country)	G	min	2PT%	3PT%	FT%	OR	DR	As	St	TO	BS	PPG	Eff
2015/16	Indiana Pacers/USA: NBA	81	34.8	/	37.1	86	1	6	4.1	1.9	3.3	0.4	23.1	2.2
2015/16	Indiana Pacers/USA: NBA	7	39.3	/	41.9	95.3	1.3	6.3	4.3	2	3.3	0.7	27.3	6.4



## BUTLER JIMMY

DOB: 14/09/1989

Height: 201cm / 6' 7"

Club(s) 2015-16:  
Chicago Bulls (USA), NBA

@JimmyButler

@jimmybutler



F

### NATIONAL TEAM STATS

Year	Event	G	min	2PT%	3PT%	FT%	OR	DR	As	St	TO	BS	PPG	Eff
------	-------	---	-----	------	------	-----	----	----	----	----	----	----	-----	-----

- First appearance -

### CLUB STATS 2015-16

Season	Club (league or country)	G	min	2PT%	3PT%	FT%	OR	DR	As	St	TO	BS	PPG	Eff
2015/16	Chicago Bulls/USA: NBA	67	36.9	/	31.2	83.2	1.2	4.2	4.8	1.6	2.0	0.6	20.9	/

## THOMPSON KLAY

DOB: 08/02/1990

Height: 200cm / 6' 6"

Club(s) 2015-16:  
Golden State Warriors  
(USA), NBA

@KlayThompson

@klay\_thompson



G

### NATIONAL TEAM STATS

Year	Event	G	min	2PT%	3PT%	FT%	OR	DR	As	St	TO	BS	PPG	Eff
------	-------	---	-----	------	------	-----	----	----	----	----	----	----	-----	-----

2014 Basketball World Cup 9 23.4 69.7 41.5 50.0 0.2 2.0 2.1 1.1 1.0 0.8 12.7 12.9

### CLUB STATS 2015-16

Season	Club (league or country)	G	min	2PT%	3PT%	FT%	OR	DR	As	St	TO	BS	PPG	Eff
2015/16	Golden State Warriors/USA: NBA	80	33.3	50.9	42.5	87.3	0.4	3.4	2.1	1.7	0.8	0.6	22.1	16.4
2015/16	Golden State Warriors/USA: NBA	24	35.4	46.8	42.2	85.4	0.6	3.0	2.3	2.0	1.1	0.4	24.3	16.9

## DEROZAN DEMAR

DOB: 07/08/1989

Height: 201cm / 6' 7"

Club(s) 2015-16:  
Toronto Raptors  
(CAN), NBA

@DeMar\_DeRozan

@demar\_derozan



SF

### NATIONAL TEAM STATS

Year	Event	G	min	2PT%	3PT%	FT%	OR	DR	As	St	TO	BS	PPG	Eff
------	-------	---	-----	------	------	-----	----	----	----	----	----	----	-----	-----

2014 Basketball World Cup 9 11.8 61.9 28.6 73.3 0.2 0.8 1.2 1.0 0.8 0.0 4.8 4.9

### CLUB STATS 2015-16

Season	Club (league or country)	G	min	2PT%	3PT%	FT%	OR	DR	As	St	TO	BS	PPG	Eff
2015/16	Toronto Raptors/CAN: NBA	78	35.9	/	33.8	85	0.8	3.7	4.0	1	2.2	0.3	23.5	/
2015/16	Toronto Raptors/CAN: NBA	20	37.3	/	15.4	81.3	0.7	3.5	2.7	1.1	2.3	0.2	20.9	/

## BARNES HARRISON

DOB: 30/05/1992

Height: 203cm / 6' 7"

Club(s) 2015-16:  
Golden State Warriors  
(USA), NBA

@hbarnes

@hbarnes



F

### NATIONAL TEAM STATS

Year	Event	G	min	2PT%	3PT%	FT%	OR	DR	As	St	TO	BS	PPG	Eff
------	-------	---	-----	------	------	-----	----	----	----	----	----	----	-----	-----

- First appearance -

### CLUB STATS 2015-16

Season	Club (league or country)	G	min	2PT%	3PT%	FT%	OR	DR	As	St	TO	BS	PPG	Eff
2015/16	Golden State Warriors/USA: NBA	66	30.9	/	38.3	76.1	1.2	3.8	1.8	0.6	0.9	0.2	11.7	/
2015/16	Golden State Warriors/USA: NBA	24	31	/	34.2	76.5	1.1	3.5	1.3	0.7	0.8	0.2	9	/

## GREEN DRAYMOND

DOB: 04/03/1990

Height: 200cm / 6' 6"

Club(s) 2015-16:  
Golden State Warriors  
(USA), NBA

@Money23Green

@money23green



F

### NATIONAL TEAM STATS

Year	Event	G	min	2PT%	3PT%	FT%	OR	DR	As	St	TO	BS	PPG	Eff
------	-------	---	-----	------	------	-----	----	----	----	----	----	----	-----	-----

- First appearance -

### CLUB STATS 2015-16

Season	Club (league or country)	G	min	2PT%	3PT%	FT%	OR	DR	As	St	TO	BS	PPG	Eff
2015/16	Golden State Warriors/USA: NBA	81	34.7	/	38.8	69.6	1.7	7.8	7.4	1.5	3.2	1.4	14.0	/
2015/16	Golden State Warriors/USA: NBA	23	38.2	/	36.5	73.8	1.7	8.3	6	1.6	2.4	1.8	15.4	/

## JORDAN DEANDRE

**DOB:** 21/07/1988  
**Height:** 211cm / 6' 11"  
**Club(s) 2015-16:**  
 Los Angeles Clippers (USA), NBA  
 @deandrejordan6  
 @deandrejordan6



C

### NATIONAL TEAM STATS

Year	Event	G	min	2PT%	3PT%	FT%	OR	DR	As	St	TO	BS	PPG	Eff
------	-------	---	-----	------	------	-----	----	----	----	----	----	----	-----	-----

- First appearance -

### CLUB STATS 2015-16

Season	Club (league or country)	G	min	2PT%	3PT%	FT%	OR	DR	As	St	TO	BS	PPG	Eff
2015/16	L.A. Clippers/USA: NBA	77	33.7	70.6	0.0	43.0	3.5	10.3	1.2	1.4	0.7	2.3	12.7	20.0
2015/16	L.A. Clippers/USA: NBA	6	33.0	63.2	0.0	37.3	5.0	11.3	1.8	1.2	1.2	2.7	11.7	20.3

## LOWRY KYLE

**DOB:** 25/03/1986  
**Height:** 183cm / 6' 0"  
**Club(s) 2015-16:**  
 Toronto Raptors (CAN), NBA  
 @Klow7  
 @kyle\_lowry7



G

### NATIONAL TEAM STATS

Year	Event	G	min	2PT%	3PT%	FT%	OR	DR	As	St	TO	BS	PPG	Eff
------	-------	---	-----	------	------	-----	----	----	----	----	----	----	-----	-----

- First appearance -

### CLUB STATS 2015-16

Season	Club (league or country)	G	min	2PT%	3PT%	FT%	OR	DR	As	St	TO	BS	PPG	Eff
2015/16	Toronto Raptors/CAN: NBA	77	37	/	38.8	81.1	0.7	4	6.4	2.1	2.9	0.4	21.2	/
2015/16	Toronto Raptors/CAN: NBA	20	38.3	/	30.4	75	0.9	3.8	6	1.6	3.2	0.2	19.1	/



# VENEZUELA

fvbaloncesto.com.ve

@FVBaloncesto

## FIBA RANKING

Men: 22

Combined: 28



HEAD COACH

## NESTOR GARCIA

Nationality: ARG

DOB: 11/01/1965

Coch of NT since: 2013

Club team 2015-16:

Guaros de Lara (VEN), LPB

Achievements with NT:

2015 FIBA Americas Champion

Assistant Coach:

Nelson Solorzano & Daniel Seoane

## ROSTER

Name	Pos.	Height (cm. / ft.)	DOB	Club(s)
Echenique Gregory	C	206cm / 6'9"	23/11/1990	Guaros de Lara (VEN), LPB
Lewis Dwight	SF	198cm / 6'5"	07/10/1987	Trotamundos De Carabobo (VEN), LPB
Marriaga Miguel	C	206cm / 6'9"	06/06/1984	Marinos De Anzoategui (VEN), LPB
Vargas Gregory	PG	182cm / 5'11"	18/02/1986	SLUC Nancy (FRA), Pro A
Cox John	SG	196cm / 6'5"	06/07/1981	Bucaneros De La Guaira (VEN), LPB
Cubillan David	PG	183cm / 6'0"	27/07/1987	Trotamundos De Carabobo (VEN), LPB
Vargas Jose	SG	196cm / 6'5"	23/01/1982	Marinos De Anzoategui (VEN), LPB
Bethelmy Luis	PF	200cm / 6'6"	14/10/1986	Guaros de Lara (VEN), LPB
Ruiz Miguel	PF	202cm / 6'7"	20/12/1990	Trotamundos De Carabobo (VEN), LPB
Graterol Windi	PF	205cm / 6'8"	10/09/1986	Guaros de Lara (VEN), LPB
Guillent Heissler	PG	183cm / 6'0"	17/12/1986	Guaros de Lara (VEN), LPB
Vasquez Greivis	SG	197cm / 6'5"	16/01/1987	Brooklyn Nets (USA), NBA
Perez Anthony	SF	205cm / 6'8"	29/09/1993	University Of Mississippi (USA), NCAA
Colmenares Nestor	PF	203cm / 6'7"	05/09/1987	Guaros de Lara (VEN), LPB

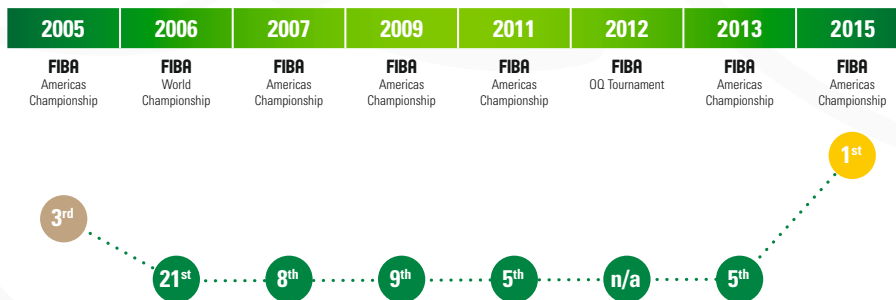
GROUP A



OLYMPIC APPEARANCES  
1992 (Barcelona)

BEST RESULTS  
11<sup>th</sup> (1992)

## NATIONAL TEAM HISTORY SINCE 2005



## HOW DID THEY QUALIFY?

2015 FIBA Americas Champion

31 Aug. 2015	vs CUB	73-52
2 Sep. 2015	vs PUR	74-63
3 Sep. 2015	vs CAN	62-82
4 Sep. 2015	vs ARG	68-77
6 Sep. 2015	vs DOM	72-68
7 Sep. 2015	vs MEX	70-73
8 Sep. 2015	vs URU	75-77
9 Sep. 2015	vs PAN	75-62
11 Sep. 2015	vs CAN	79-78
12 Sep. 2015	vs ARG	76-71

## ACCUMULATED STATS AT 2015 FIBA AMERICAS CHAMPIONSHIP

Name	G	Min	2PT%	3PT%	FT%	OR	DR	As	St	To	BS	PPG
M. Marriaga Herrera	10	8.3	14.3	0.0	22.2	0.6	0.9	0.2	0.1	0.2	0.4	0.6
G. Vargas	10	23.2	65.1	16.7	82.6	1.0	2.9	4.4	1.5	1.8	0.2	8.4
J. Cox Bransford	10	24.8	53.2	23.7	72.2	0.7	2.4	1.1	0.6	1.2	0.1	12.2
D. Cubillan	10	16.3	30.3	31.3	64.7	0.4	1.0	1.9	0.9	1.1	0.0	6.1
J. Vargas	10	24.9	45.1	23.3	75.0	0.8	1.7	1.8	0.8	0.6	0.4	8.5
C. Garcia Arocha	6	4.5	100.0	0.0	0.0	0.2	0.3	0.2	0.2	0.3	0.2	1.0
J. Vargas Hernandez	8	8.4	100.0	29.4	100.0	0.3	1.8	0.3	0.4	0.5	0.3	3.0
M. Ruiz	10	16.6	55.0	0.0	66.7	2.8	2.7	0.6	0.8	0.7	0.3	2.6
W. Graterol Clemente	10	19.1	52.8	32.3	63.6	1.2	2.9	0.9	0.9	1.4	0.8	9.3
H. Guillent	10	16.8	43.8	45.2	73.3	0.6	1.0	3.3	0.7	1.0	0.0	8.1
D. Lewis	10	14.9	30.3	23.5	75.0	0.4	1.2	0.4	1.3	0.6	0.0	3.8
N. Colmenares Uzategui	10	25.6	55.4	22.2	58.8	2.2	3.8	1.9	1.2	1.2	0.8	9.8
<b>Team-Coach</b>	<b>10</b>	<b>0.0</b>	<b>0.0</b>	<b>0.0</b>	<b>0.0</b>	<b>2.4</b>	<b>2.1</b>	<b>0.0</b>	<b>0.0</b>	<b>1.1</b>	<b>0.0</b>	<b>0.0</b>
<b>Totals</b>	<b>10</b>	<b>199.9</b>	<b>49.1</b>	<b>27.2</b>	<b>66.9</b>	<b>13.4</b>	<b>24.2</b>	<b>16.8</b>	<b>9.2</b>	<b>11.5</b>	<b>3.3</b>	<b>72.4</b>

## VARGAS GREGORY

**DOB:** 18/02/1986

**Height:** 182cm / 5' 11"

**Club(s) 2015-16:**  
Maccabi Haifa  
(ISR), Winner League

**@Gregory8Vargas**

**@gregoryvargas8**



PG

### NATIONAL TEAM STATS

Year	Event	G	min	2PT%	3PT%	FT%	OR	DR	As	St	TO	BS	PPG	Eff
2015	Americas Championship	10	23.2	65.1	16.7	82.6	1.0	2.9	4.4	1.8	1.5	0.2	8.4	13.2
2013	Americas Championship	8	19.6	68.8	31.3	64.3	0.8	1.8	2.1	0.5	1.0	0.1	5.8	8.4
2012	World Olympic Qualifying Tournament	2	19.0	42.9	0.0	80.0	1.0	2.0	3.0	1.5	1.0	0.0	5.0	7.5

### CLUB STATS 2015-16

Season	Club (league or country)	G	min	2PT%	3PT%	FT%	OR	DR	As	St	TO	BS	PPG	Eff
2015/16	Maccabi Haifa/Israel: Winner League	33	34.5	50	32.5	70.3	1.4	3.2	6.4	2.4	3.7	0	13.9	16

## VARGAS JOSE

**DOB:** 23/01/1982

**Height:** 196cm / 6' 5"

**Club(s) 2015-16:**  
Marinos De Anzoategui  
(VEN), LPB

**@grillovargas**



SG

### NATIONAL TEAM STATS

Year	Event	G	min	2PT%	3PT%	FT%	OR	DR	As	St	TO	BS	PPG	Eff
2015	Americas Championship	10	24.9	45.1	23.3	75.0	0.8	1.7	1.8	0.6	0.8	0.4	8.5	7.0
2013	Americas Championship	8	21.9	42.3	20.8	33.3	0.9	3.0	2.5	0.9	0.6	0.1	4.8	6.5
2012	World Olympic Qualifying Tournament	1	5.0	0.0	0.0	0.0	0.0	1.0	0.0	0.0	0.0	0.0	0.0	0.0
2011	Americas Championship	7	18.6	59.3	9.1	57.1	0.7	2.0	0.1	0.4	0.3	0.1	6.1	5.1
2009	Americas Championship	4	9.5	30.0	0.0	50.0	0.3	0.3	0.0	1.3	1.0	0.0	1.8	-1.0
2007	Americas Championship	8	28.5	51.7	17.4	75.0	1.1	1.1	3.5	2.0	1.5	0.0	5.6	6.6

### CLUB STATS 2015-16

Season	Club (league or country)	G	min	2PT%	3PT%	FT%	OR	DR	As	St	TO	BS	PPG	Eff
2015/16	Marinos de Anzoategui/LDLA	3	25.7	54.2	25.0	80.0	1.3	2.3	2.0	2.3	1.0	0.7	12.0	10.1
2015/16	Guaros de Lara/Liga Sudamericana	6	24.5	66.7	29.6	75.0	0.5	1.8	1.3	0.7	0.3	0.5	11.0	8.6

## GRATEROL WINDI

**DOB:** 10/09/1986

**Height:** 205cm / 6' 8"

**Club(s) 2015-16:**  
Guaros De Lara  
(VEN), LPB

**@windygraterol**



PF

### NATIONAL TEAM STATS

Year	Event	G	min	2PT%	3PT%	FT%	OR	DR	As	St	TO	BS	PPG	Eff
2015	Americas Championship	10	19.1	52.8	32.3	63.6	1.2	2.9	0.9	1.4	0.9	0.8	9.3	9.6
2013	Americas Championship	5	5.8	33.3	0.0	50.0	0.8	0.8	0.4	0.8	0.2	0.4	1.0	1.6
2012	World Olympic Qualifying Tournament	2	17.0	33.3	0.0	55.6	2.5	3.5	1.5	1.0	0.5	2.0	5.5	9.5
2011	Americas Championship	8	18.8	68.3	0.0	44.4	1.8	3.6	0.9	1.1	0.4	0.8	8.0	11.3

### CLUB STATS 2015-16

Season	Club (league or country)	G	min	2PT%	3PT%	FT%	OR	DR	As	St	TO	BS	PPG	Eff
2015/16	Guaros de Lara/Liga de las Américas	24	19.0	57.1	41.2	60.0	1.2	2.0	0.3	0.8	0.3	0.2	8.5	7.8
2015/16	Guaros de Lara/Liga Sudamericana	6	14.5	66.7	41.7	75.0	0.5	2.0	0.5	0.7	0.8	0.8	7.7	7.9

## GUILLENT HESSLER

**DOB:** 17/12/1986

**Height:** 183cm / 6' 0"

**Club(s) 2015-16:**  
Guaros De Lara  
(VEN), LPB

**@hguillent19**

**@hguillent19**



PG

### NATIONAL TEAM STATS

Year	Event	G	min	2PT%	3PT%	FT%	OR	DR	As	St	TO	BS	PPG	Eff
2015	Americas Championship	10	16.8	43.8	45.2	73.3	0.6	1.0	3.3	1.0	0.7	0.0	8.1	8.8
2013	Americas Championship	7	15.1	44.0	35.7	100.0	0.3	0.7	2.0	1.1	1.1	0.0	6.9	6.6
2011	Americas Championship	7	9.7	62.5	27.3	83.3	0.3	0.4	1.6	0.9	1.4	0.0	4.9	5.6

### CLUB STATS 2015-16

Season	Club (league or country)	G	min	2PT%	3PT%	FT%	OR	DR	As	St	TO	BS	PPG	Eff
2015/16	Guaros de Lara/Liga Sudamericana	6	23.2	45.2	30.4	68.2	0.2	1.7	4.2	1.3	2.3	0.0	10.7	6.7

## VASQUEZ GREIVIS

**DOB:** 16/01/1987

**Height:** 197cm / 6' 5"

**Club(s) 2015-16:**  
Brooklyn Nets  
(USA), NBA

**@greivisvasquez**

**@greivisvasquez**



SG

### NATIONAL TEAM STATS

Year	Event	G	min	2PT%	3PT%	FT%	OR	DR	As	St	TO	BS	PPG	Eff
2012	World Olympic Qualifying Tournament	2	32.0	39.1	57.1	85.7	0.5	1.5	5.0	4.0	2.0	0.0	24.0	18.5
2011	Americas Championship	8	32.4	43.6	52.3	86.0	0.5	3.8	5.8	3.5	1.1	0.0	19.3	19.6
2009	Americas Championship	4	31.0	39.1	37.5	75.0	0.5	2.3	5.5	2.8	0.8	0.0	9.8	9.8
2007	Americas Championship	8	27.5	42.9	35.6	76.0	0.3	3.9	3.3	4.5	1.4	0.1	12.1	9.6

### CLUB STATS 2015-16

Season	Club (league or country)	G	min	2PT%	3PT%	FT%	OR	DR	As	St	TO	BS	PPG	Eff
2015/16	Milwaukee Bucks/USA: NBA	23	20.0	41.5	23.6	84.6	0.2	1.8	4.0	1.7	0.4	0.0	5.5	3.5



## ECHENIQUE GREGORY

DOB: 23/11/1990

Height: 206cm / 6' 9"

Club(s) 2015-16:  
Guaros De Lara (VEN), LPB

@Echenique00



C

### NATIONAL TEAM STATS

Year	Event	G	min	2PT%	3PT%	FT%	OR	DR	As	St	TO	BS	PPG	Eff
2012	World Olympic Qualifying Tournament	2	25.5	45.5	0.0	62.5	3.5	4.0	0.5	0.5	0.5	1.0	7.5	11.5
2011	Americas Championship	8	19.5	61.8	0.0	77.8	2.3	2.9	0.8	1.5	0.3	0.4	6.1	9.3
2009	Americas Championship	2	6.5	42.9	0.0	0.0	1.0	1.0	0.0	0.0	0.0	0.0	3.0	3.0

### CLUB STATS 2015-16

Season	Club (league or country)	G	min	2PT%	3PT%	FT%	OR	DR	As	St	TO	BS	PPG	Eff
2015/16	Guaros de Lara/Liga de las Américas	24	16.8	88.0	0.0	73.3	1.8	3.0	1.3	1.2	0.3	1.5	9.2	12.8
2015/16	Guaros de Lara/Liga Sudamericana	6	19.0	71.4	0.0	65.4	2.3	5.2	0.8	1.2	0.3	0.3	9.5	14.2

## LEWIS DWIGHT

DOB: 07/10/1987

Height: 198cm / 6' 5"

Club(s) 2015-16:  
Trotamundos De Carabobo (VEN), LPB

@DWIGHT\_LEWIS21



SF

### NATIONAL TEAM STATS

Year	Event	G	min	2PT%	3PT%	FT%	OR	DR	As	St	TO	BS	PPG	Eff
2015	Americas Championship	10	14.9	30.3	23.5	75.0	0.4	1.2	0.4	0.6	1.3	0.0	3.8	2.7
2011	Americas Championship	4	8.3	61.5	100.0	50.0	0.0	0.5	0.3	1.0	0.5	0.0	5.8	3.8

### CLUB STATS 2015-16

Season	Club (league or country)	G	min	2PT%	3PT%	FT%	OR	DR	As	St	TO	BS	PPG	Eff
2015/16	Trotamundos De Carabobo/VEN: LPB	40	33.9	50.3	29.5	75	1.4	3.8	2.8	1.3	2.1	0.1	17.1	/

## MARRIAGA MIGUEL

DOB: 06/06/1984

Height: 206cm / 6' 9"

Club(s) 2015-16:  
Marinos De Anzoategui (VEN), LPB

@marriaga4



C

### NATIONAL TEAM STATS

Year	Event	G	min	2PT%	3PT%	FT%	OR	DR	As	St	TO	BS	PPG	Eff
2015	Americas Championship	10	8.3	14.3	0.0	22.2	0.6	0.9	0.2	0.2	0.1	0.4	0.6	0.4
2013	Americas Championship	7	15.9	34.5	0.0	60.0	1.0	2.0	0.4	0.7	0.3	1.3	4.1	4.7
2012	World Olympic Qualifying Tournament	2	3.5	0.0	0.0	0.0	0.0	2.0	0.0	0.0	0.0	0.5	0.0	1.0
2009	Americas Championship	3	7.7	100.0	0.0	0.0	0.3	0.3	0.3	1.0	0.3	0.0	1.3	1.7
2007	Americas Championship	8	18.8	49.0	18.2	62.5	1.5	3.3	0.5	0.6	0.0	2.0	9.3	10.1
2006	World Championship	5	13.6	50.0	50.0	45.5	1.4	1.8	0.2	1.0	1.0	0.2	4.0	5.0
2005	Americas Championship	3	10.3	30.0	0.0	100.0	1.0	1.7	1.0	1.0	0.0	1.0	2.7	3.0

### CLUB STATS 2015-16

Season	Club (league or country)	G	min	2PT%	3PT%	FT%	OR	DR	As	St	TO	BS	PPG	Eff
2015/16	Marinos De Anzoategui/VEN: LPB	32	18.2	47	0	61.2	1.9	3.3	0.6	0.4	1.2	1.1	18.2	/
2015/16	Toros/VEN: LPB	14	21.6	36.6	13.3	56.9	2	2.8	0.7	0.6	1.4	1.4	7.8	/

## COX JOHN

DOB: 06/07/1981

Height: 196cm / 6' 5"

Club(s) 2015-16:  
Bucaneros De La Guaira (VEN), LPB

@zipzero33

@johncox4



SG

### NATIONAL TEAM STATS

Year	Event	G	min	2PT%	3PT%	FT%	OR	DR	As	St	TO	BS	PPG	Eff
2015	Americas Championship	10	24.8	53.2	23.7	72.2	0.7	2.4	1.1	1.2	0.6	0.1	12.2	8.9
2012	World Olympic Qualifying Tournament	2	19.5	45.5	50.0	50.0	0.0	0.5	2.5	1.5	1.0	0.5	8.5	7.0

### CLUB STATS 2015-16

Season	Club (league or country)	G	min	2PT%	3PT%	FT%	OR	DR	As	St	TO	BS	PPG	Eff
2015/16	Bucaneros De La Guaira/VEN: LPB	53	26.6	50.9	33.3	73.5	0.8	2	2.2	0.6	1.1	0.2	11.4	/

## CUBILLAN DAVID

DOB: 27/07/1987

Height: 183cm / 6' 0"

Club(s) 2015-16:  
Trotamundos De Carabobo (VEN), LPB

@davidcubillan8



PG

### NATIONAL TEAM STATS

Year	Event	G	min	2PT%	3PT%	FT%	OR	DR	As	St	TO	BS	PPG	Eff
2015	Americas Championship	10	16.3	30.3	31.3	64.7	0.4	1.0	1.9	1.1	0.9	0.0	6.1	4.1
2013	Americas Championship	8	23.3	28.6	46.9	50.0	0.8	1.3	1.9	1.4	0.5	0.1	7.3	6.3
2012	World Olympic Qualifying Tournament	2	28.5	66.7	37.5	50.0	0.5	3.5	4.5	1.0	0.5	0.0	9.0	13.0
2011	Americas Championship	8	31.8	49.0	42.9	92.3	0.9	1.1	4.9	2.0	0.8	0.0	13.1	13.0

### CLUB STATS 2015-16

Season	Club (league or country)	G	min	2PT%	3PT%	FT%	OR	DR	As	St	TO	BS	PPG	Eff
2015/16	Guaros de Lara/Liga Sudamericana	6	17.5	40.0	45.5	83.3	0.0	1.2	2.5	0.7	1.0	0.0	7.2	5.6

## BETHELMY LUIS

**DOB:** 14/10/1986

**Height:** 200cm / 6' 6"

**Club(s) 2015-16:**

Guaros De Lara  
(VEN), LPB

[@LuisBethelmy](#)

[@luisbethelmy](#)



PF

### NATIONAL TEAM STATS

Year	Event	G	min	2PT%	3PT%	FT%	OR	DR	As	St	TO	BS	PPG	Eff
2013	Americas Championship	8	19.3	52.6	37.0	14.3	1.5	2.0	0.3	0.3	0.4	0.5	6.5	6.1
2009	Americas Championship	4	13.0	33.3	33.3	100.0	0.3	0.8	0.3	1.0	0.3	0.5	2.0	1.5
2007	Americas Championship	7	14.3	54.2	0.0	71.4	0.9	2.0	0.6	0.9	0.6	0.1	5.1	6.3

### CLUB STATS 2015-16

Season	Club (league or country)	G	min	2PT%	3PT%	FT%	OR	DR	As	St	TO	BS	PPG	Eff
2015/16	Guaros de Lara/Liga de las Américas	24	24.2	81.8	25.0	66.7	0.8	3.2	1.2	0.7	0.5	0.7	7.2	7.6
2015/16	Guaros de Lara/Liga Sudamericana	6	18.2	100.0	41.7	0.0	0.2	3.8	0.5	0.5	0.3	0.5	6.0	7.8

## RUIZ MIGUEL

**DOB:** 20/12/1990

**Height:** 202cm / 6' 7"

**Club(s) 2015-16:**

Aduaneros De Carabobo  
(VEN), LPB



PF

### NATIONAL TEAM STATS

Year	Event	G	min	2PT%	3PT%	FT%	OR	DR	As	St	TO	BS	PPG	Eff
2015	Americas Championship	10	16.6	55.0	0.0	66.7	2.8	2.7	0.6	0.7	0.8	0.3	2.6	8.0

### CLUB STATS 2015-16

Season	Club (league or country)	G	min	2PT%	3PT%	FT%	OR	DR	As	St	TO	BS	PPG	Eff
2015/16	Regatas Corrientes/Argentina: Liga A	23	20.0	62.5	0.0	64.1	1.8	3.6	0.7	0.8	1.0	0.4	6.6	9.5

## PEREZ ANTHONY

**DOB:** 29/09/1993

**Height:** 205cm / 6' 8"

**Club(s) 2015-16:**

University of Mississippi  
(USA), NCAA

[@anthonypc13](#)



SF

### NATIONAL TEAM STATS

Year	Event	G	min	2PT%	3PT%	FT%	OR	DR	As	St	TO	BS	PPG	Eff
- First appearance at World level -														

### CLUB STATS 2015-16

Season	Club (league or country)	G	min	2PT%	3PT%	FT%	OR	DR	As	St	TO	BS	PPG	Eff
2015/16	University of Mississippi/USA: NCAA	31	/	/	39.5	68.7	4.1	/	1	0.6	3.6	0.3	6.9	/

## COLMENARES NESTOR

**DOB:** 05/09/1987

**Height:** 203cm / 6' 7"

**Club(s) 2015-16:**

Guaros De Lara  
(VEN), LPB

[@bignestor44](#)

[@bignestor43](#)



PF

### NATIONAL TEAM STATS

Year	Event	G	min	2PT%	3PT%	FT%	OR	DR	As	St	TO	BS	PPG	Eff
2015	Americas Championship	10	25.6	55.4	22.2	58.8	2.2	3.8	1.9	1.2	1.2	0.8	9.8	13.5
2013	Americas Championship	6	16.2	57.9	20.0	40.0	0.7	2.0	0.8	0.8	1.0	0.2	4.5	5.8
2011	Americas Championship	3	8.7	62.5	0.0	100.0	1.0	1.0	2.0	0.0	0.0	0.0	4.7	7.7

### CLUB STATS 2015-16

Season	Club (league or country)	G	min	2PT%	3PT%	FT%	OR	DR	As	St	TO	BS	PPG	Eff
2015/16	Guaros de Lara/Liga de las Américas	24	18.2	50.0	100.0	52.9	2.3	2.7	1.2	1.3	0.8	0.0	7.7	8.5
2015/16	Guaros de Lara/Liga Sudamericana	6	22.3	47.6	0.0	60.0	2.3	3.2	1.5	1.7	1.3	0.0	9.7	9.4



КОШАРКАШНИ СЪВЕЗ СРБИЈЕ  
BASKETBALL FEDERATION OF SERBIA

# SERBIA

www.kss.rs

@KSSrbije

## FIBA RANKING

Men: **6**

Combined: **9**



HEAD COACH

## SASA DJORDJEVIC

Nationality: Serbia

DOB: 26/08/1967

Coch of NT since: 2013

Club team 2015-16: Panathinaikos B.C.

Achievements with NT: 7<sup>th</sup> at EuroBasket 2013, Runner up at 2014 FIBA Basketball World Cup, Runner-up at EuroBasket 2015

Assistant Coach:

Miroslav Nikolic & Jovica Antonic

## ROSTER

Name	Pos.	Height (cm. / ft.)	DOB	Club(s)
Bircevic Stefan	PF	210cm / 6' 10"	13/12/1989	Partizan Nis Belgrade (SCG), KLS
Bogdanovic Bogdan	SG	197cm / 6' 5"	18/08/1992	Fenerbahce (TUR), TBL
Jokic Nikola	PF	209cm / 6' 10"	19/02/1995	Denver Nuggets (USA), NBA
Jovic Stefan	G	196cm / 6' 5"	03/11/1990	Crvena Zvezda (SRB), KLS
Kalinic Nikola	F	202cm / 6' 7"	08/11/1991	Fenerbahce (TUR), TBL
Macvan Milan	PF	205cm / 6' 8"	16/11/1989	EA7 Emporio Armani Milano (ITA), Serie A
Markovic Stefan	PG	199cm / 6' 6"	25/04/1988	Unicaja Malaga (ESP), ACB
Nedovic Nemanja	G	191cm / 6' 3"	16/06/1991	Unicaja Malaga (ESP), ACB
Raduljica Miroslav	C	213cm / 6' 11"	05/01/1988	Panathinaikos (GRE), GBL
Simonovic Marko	F	203cm / 6' 7"	30/05/1986	Crvena Zvezda (SRB), KLS
Stimac Vladimir	C	211cm / 6' 11"	25/08/1987	Crvena Zvezda (SRB), KLS
Teodosic Milos	G	195cm / 6' 4"	19/03/1987	Cska Moscow (RUS), PBL

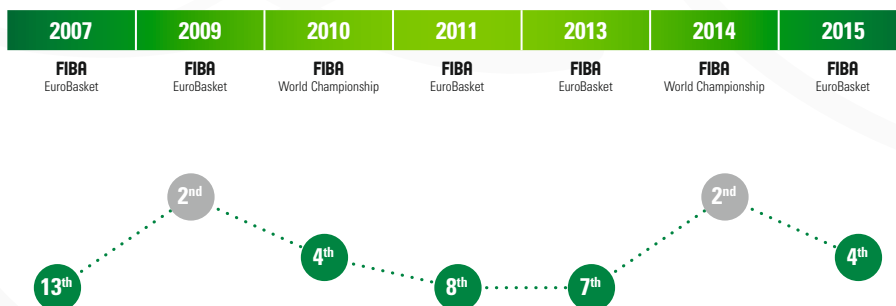
GROUP A



## OLYMPIC APPEARANCES

First Olympic appearance

## NATIONAL TEAM HISTORY SINCE 2007



## HOW DID THEY QUALIFY?

Winner FIBA Olympic Qualifying Tournament Belgrade 2016

04 Jul. 2016	vs PUR	87-81
06 Jul. 2016	vs ANG	83-60
08 Jul. 2016	vs CZE	96-72
09 Jul. 2016	vs PUR	108-77

## ACCUMULATED STATS FIBA QUALIFYING TOURNAMENT BELGRADE 2016

Name	G	Min	2PT%	3PT%	FT%	OR	DR	As	St	To	BS	PPG
M. Teodosic	4	20.0	37.5	39.1	75.0	0.0	1.3	5.5	1.0	3.0	0.0	9.0
M. Simonovic	4	12.8	71.4	33.3	100.0	0.5	1.3	0.3	1.0	0.5	0.8	4.5
N. Dangubic	4	5.3	0.0	0.0	0.0	0.0	0.5	0.0	0.0	0.8	0.3	0.0
B. Bogdanovic	4	25.8	61.1	55.6	80.0	0.5	4.8	6.0	0.5	1.5	0.0	17.8
S. Markovic	4	18.5	100.0	33.3	70.0	1.0	0.8	3.0	1.0	0.8	0.0	5.0
N. Kalinic	4	22.3	54.5	80.0	100.0	0.8	0.8	1.8	1.8	1.0	0.0	8.8
N. Nedovic	4	16.8	60.0	36.4	100.0	0.5	1.0	2.0	0.5	1.0	0.0	7.0
S. Bircevic	4	14.3	75.0	62.5	75.0	1.0	1.8	1.5	0.3	0.8	0.0	9.0
M. Raduljica	4	15.3	57.1	0.0	63.6	0.0	2.3	2.8	0.3	1.8	0.0	7.8
N. Jokic	4	20.5	76.3	0.0	68.4	2.0	5.5	2.8	0.8	1.0	0.3	17.8
V. Stimac	4	8.0	61.5	0.0	20.0	1.3	1.3	0.3	0.3	0.5	0.3	4.3
S. Jovic	4	19.8	40.0	0.0	60.0	0.3	2.3	2.8	1.8	0.8	0.3	2.8
<b>Team-Coach</b>	<b>4</b>	<b>0.0</b>	<b>0.0</b>	<b>0.0</b>	<b>0.0</b>	<b>1.0</b>	<b>2.5</b>	<b>0.0</b>	<b>0.0</b>	<b>0.3</b>	<b>0.0</b>	<b>0.0</b>
<b>Totals</b>	<b>4</b>	<b>199.0</b>	<b>62.5</b>	<b>42.4</b>	<b>72.5</b>	<b>8.8</b>	<b>25.8</b>	<b>28.5</b>	<b>9.0</b>	<b>13.5</b>	<b>1.8</b>	<b>93.5</b>



## BIRCEVIC STEFAN

**DOB:** 13/12/1989

**Height:** 210cm / 6' 10"

**Club(s) 2015-16:**  
CB Estudiantes  
Madrid (ESP), ACB

[@stefanbircevic](#)

[@stefan.bircevic](#)



PF

### NATIONAL TEAM STATS

Year	Event	G	min	2PT%	3PT%	FT%	OR	DR	As	St	TO	BS	PPG	Eff
2016	Qualifying Tournament	4	14.3	75.0	62.5	75.0	1.0	1.8	1.5	0.8	0.3	0.0	9.0	11.0
2014	Basketball World Cup	9	72	54.5	41.7	0	2	15	2	2	3	2	27	/

### CLUB STATS 2015-16

Season	Club (league or country)	G	min	2PT%	3PT%	FT%	OR	DR	As	St	TO	BS	PPG	Eff
2015/16	Movistar Est./Spain: ACB	34	16.3	61.5	19.6	66.1	0.7	2.1	0.3	0.3	0.7	0.4	5.8	5.9

## BOGDANOVIC BOGDAN

**DOB:** 18/08/1992

**Height:** 197cm / 6' 5"

**Club(s) 2015-16:**  
Fenerbahçe  
(TUR), TBL

[@LeaderOfHorde](#)

[@bogdan.bogdanovic13](#)



SG

### NATIONAL TEAM STATS

Year	Event	G	min	2PT%	3PT%	FT%	OR	DR	As	St	TO	BS	PPG	Eff
2016	Qualifying Tournament	4	25.8	61.1	55.6	80.0	0.5	4.8	6.0	1.5	0.5	0.0	17.8	23.0
2015	EuroBasket	9	21.2	70.0	27.1	81.3	0.2	3.0	3.2	1.4	0.7	0.3	8.9	10.0
2014	Basketball World Cup	9	27.0	60.5	35.6	77.8	0.2	2.2	2.6	1.4	0.8	0.4	12.0	11.4
2013	EuroBasket	11	26.1	45.0	41.9	52.0	0.6	3.6	2.0	0.9	0.4	0.3	9.4	10.0

### CLUB STATS 2015-16

Season	Club (league or country)	G	min	2PT%	3PT%	FT%	OR	DR	As	St	TO	BS	PPG	Eff
2015/16	Fenerbahçe Ulker/TUR: TBL	29	26.0	58.8	46.4	78.2	0.7	3.2	2.7	1.9	0.8	0.2	14.3	13.2
2015/16	Fenerbahçe Ulker/TUR: TBL	9	25.7	48.9	31.0	76.9	0.4	2.3	3.9	1.3	1.1	0.2	9.0	7.1
2015/16	Fenerbahçe Ulker/EuroLeague	23	26.9	41.7	39.8	80.8	0.6	2.5	3.0	1.4	1.1	0.5	10.9	8.4
2015/16	Fenerbahçe Ulker/EuroLeague	5	31.2	54.8	28.1	76.5	0.8	3.4	2.8	1.8	0.8	0.0	14.8	11.2

## JOKIC NIKOLA

**DOB:** 19/02/1995

**Height:** 209cm / 6' 10"

**Club(s) 2015-16:**  
Denver Nuggets  
(USA), NBA

[@JokicNikola15](#)

[@jokara95](#)



PF

### NATIONAL TEAM STATS

Year	Event	G	min	2PT%	3PT%	FT%	OR	DR	As	St	TO	BS	PPG	Eff
2016	Qualifying Tournament	4	20.5	76.3	0.0	68.4	2.0	5.5	2.8	1.0	0.8	0.3	17.8	23.3

### CLUB STATS 2015-16

Season	Club (league or country)	G	min	2PT%	3PT%	FT%	OR	DR	As	St	TO	BS	PPG	Eff
2015/16	Denver Nuggets/USA: NBA	80	21.6	54.0	33.3	81.1	2.3	4.7	2.4	1.3	1.0	0.6	9.9	12.8

## RADULJICA MIROSLAV

**DOB:** 05/01/1988

**Height:** 213cm / 6' 11"

**Club(s) 2015-16:**  
Panathinaikos  
(GRE), GBL

[@mrarduljica](#)

[@mrarduljica](#)



C

### NATIONAL TEAM STATS

Year	Event	G	min	2PT%	3PT%	FT%	OR	DR	As	St	TO	BS	PPG	Eff
2016	Qualifying Tournament	4	15.3	57.1	0.0	63.6	0.0	2.3	2.8	1.8	0.3	0.0	7.8	8.0
2015	EuroBasket	9	18.0	61.7	0.0	75.9	2.0	3.0	1.1	1.4	0.2	0.2	13.6	14.4
2014	Basketball World Cup	9	21.4	54.9	0.0	71.1	1.6	3.0	0.4	1.8	0.3	0.1	13.0	11.3
2009	EuroBasket	7	6.4	57.1	0.0	87.5	0.4	0.4	0.1	0.6	0.3	0.1	3.3	3.1

### CLUB STATS 2015-16

Season	Club (league or country)	G	min	2PT%	3PT%	FT%	OR	DR	As	St	TO	BS	PPG	Eff
2015/16	Panathinaikos/GRE: HEBA A1	19	16.6	62.1	0.0	82.4	1.2	2.3	1.0	2.1	0.5	0.1	11.1	11.4
2015/16	Panathinaikos/GRE: HEBA A1	10	13.9	58.1	0.0	69.2	0.9	2.2	1.2	2.1	0.0	0.5	7.7	7.8
2015/16	Panathinaikos/EuroLeague	24	20.0	57.8	0.0	81.6	1.7	2.5	1.2	2.3	0.7	0.1	12.4	12.5
2015/16	Panathinaikos/EuroLeague	3	24.7	51.4	0.0	88.9	1.7	5.0	2.3	2.0	0.3	0.3	14.7	15.7

## TEODOSIC MILOS

**DOB:** 19/03/1987

**Height:** 195cm / 6' 4"

**Club(s) 2015-16:**  
CSKA Moscow  
(RUS), PBL

[@MilosTeodosic4](#)

[@milosteodosic4](#)



G

### NATIONAL TEAM STATS

Year	Event	G	min	2PT%	3PT%	FT%	OR	DR	As	St	TO	BS	PPG	Eff
2016	Qualifying Tournament	4	20.0	37.5	39.1	75.0	0.0	1.3	5.5	3.0	1.0	0.0	9.0	8.8
2015	EuroBasket	9	27.7	51.4	22.2	94.1	0.2	2.4	7.1	2.2	0.4	0.2	11.8	13.1
2014	Basketball World Cup	9	27.2	69.2	47.9	81.0	0.2	1.9	4.4	2.6	0.9	0.0	13.6	14.3
2011	EuroBasket	11	28.0	44.2	27.3	76.7	0.8	3.4	5.7	3.8	0.6	0.0	11.3	10.8
2010	World Championship	7	28.0	68.2	32.6	80.0	0.0	3.4	5.6	2.6	1.6	0.1	11.3	13.9
2009	EuroBasket	9	25.4	54.3	44.2	84.2	0.2	2.3	5.2	2.2	1.3	0.0	14.1	15.9
2007	EuroBasket	3	24.0	45.5	33.3	83.3	0.0	2.3	2.0	1.0	0.0	0.0	9.0	7.3

### CLUB STATS 2015-16

Season	Club (league or country)	G	min	2PT%	3PT%	FT%	OR	DR	As	St	TO	BS	PPG	Eff
2015/16	CSKA Moscow/EuroLeague	24	26.3	51.9	40.4	87.4	0.3	2.3	5.8	2.7	1.0	0.0	16.5	12.7
2015/16	CSKA Moscow/VTB UL	24	21.7	57.7	44.6	89.6	0.2	1.9	5.3	2.4	0.8	0.1	12.7	10.7



## JOVIC STEFAN

DOB: 03/11/1990

Height: 196cm / 6' 5"

Club(s) 2015-16:  
Crvena Zvezda (SRB), KLS

[@jovicstefann](#)

[@stefanjovic24](#)



G

### NATIONAL TEAM STATS

Year	Event	G	min	2PT%	3PT%	FT%	OR	DR	As	St	TO	BS	PPG	Eff
2016	Qualifying Tournament	4	19.8	40.0	0.0	60.0	0.3	2.3	2.8	0.8	1.8	0.3	2.8	6.3
2014	Basketball World Cup	9	15.6	64.3	25.0	85.7	0.3	1.8	1.7	1.2	1.3	0.0	3.0	5.9

### CLUB STATS 2015-16

Season	Club (league or country)	G	min	2PT%	3PT%	FT%	OR	DR	As	St	TO	BS	PPG	Eff
2015/16	Crvena zvezda/SRB: Prva Liga	6	19.3	58.3	40.0	100.0	0.7	1.7	6.2	1.8	1.2	0.0	5.2	6.6
2015/16	Crvena zvezda/SRB: Prva Liga	5	26.4	78.6	25.0	63.2	0.8	2.8	7.8	2.6	1.2	0.6	12.4	13.6
2015/16	Crvena zvezda/Adriatic League	25	22.2	58.0	20.9	66.7	0.6	3.2	5.2	2.8	1.9	0.2	7.8	7.8
2015/16	Crvena zvezda/Adriatic League	5	29.4	50.0	55.6	66.7	1.0	2.0	7.6	2.0	3.0	0.0	9.4	10.1
2015/16	Crvena zvezda/EuroLeague	24	22.5	44.0	29.8	80.0	0.5	2.5	5.8	2.0	1.3	0.1	6.4	5.7
2015/16	Crvena zvezda/EuroLeague	3	28.0	40.0	58.3	66.7	0.7	2.7	5.7	3.3	0.3	0.0	11.7	10.9

## KALINIC NIKOLA

DOB: 08/11/1991

Height: 202cm / 6' 7"

Club(s) 2015-16:  
Fenerbahçe (TUR), TBL

[@nikola\\_kalina](#)

[@nikola\\_kalina](#)



F

### NATIONAL TEAM STATS

Year	Event	G	min	2PT%	3PT%	FT%	OR	DR	As	St	TO	BS	PPG	Eff
2016	Qualifying Tournament	4	22.3	54.5	80.0	100.0	0.8	0.8	1.8	1.0	1.8	0.0	8.8	11.3
2015	EuroBasket	9	16.4	77.8	54.5	33.3	0.7	1.4	1.7	1.0	0.8	0.2	5.8	7.2
2014	Basketball World Cup	9	17.4	76.0	62.5	66.7	0.4	1.4	0.8	0.8	0.3	0.1	7.2	7.9
2013	EuroBasket	11	20.5	52.9	22.2	63.6	1.6	2.3	0.8	1.2	0.8	0.5	2.8	5.9

### CLUB STATS 2015-16

Season	Club (league or country)	G	min	2PT%	3PT%	FT%	OR	DR	As	St	TO	BS	PPG	Eff
2015/16	Fenerbahçe Ulker/TUR: TBL	28	19.5	51.4	39.5	73.5	0.9	2.0	1.7	1.0	0.4	0.2	5.8	6.0
2015/16	Fenerbahçe Ulker/TUR: TBL	7	25.0	76.0	35.0	75.0	1.3	2.7	1.7	1.4	1.4	0.7	9.3	10.6
2015/16	Fenerbahçe Ulker/EuroLeague	24	18.3	47.4	22.2	72.7	1.0	2.0	1.2	1.0	0.4	0.3	4.0	4.5
2015/16	Fenerbahçe Ulker/EuroLeague	5	21.2	60.9	33.3	60.0	1.8	3.2	1.4	0.8	0.4	0.2	7.4	9.6

## MACVAN MILAN


DOB: 16/11/1989

Height: 205cm / 6' 8"

Club(s) 2015-16:  
EA7 Emporio Armani Milano (ITA), Serie A

[@MacvanMilan](#)

[@m\\_macvan](#)



PF

### NATIONAL TEAM STATS

Year	Event	G	min	2PT%	3PT%	FT%	OR	DR	As	St	TO	BS	PPG	Eff
2011	EuroBasket	11	16.9	61.4	21.4	85.7	1.1	3.0	1.0	0.8	0.2	0.0	7.4	9.0
2010	World Championship	7	13.1	58.3	25.0	81.8	0.4	1.0	1.1	1.0	0.1	0.3	5.7	5.6
2009	EuroBasket	9	12.6	25.0	40.0	87.5	0.9	1.0	0.9	0.7	0.2	0.1	2.8	3.4

### CLUB STATS 2015-16

Season	Club (league or country)	G	min	2PT%	3PT%	FT%	OR	DR	As	St	TO	BS	PPG	Eff
2015/16	EA7 - EA Milano/ITA: Lega A	26	23.0	53.3	29.0	78.0	1.8	2.9	1.3	1.4	0.7	0.1	9.7	9.7
2015/16	EA7 - EA Milano/ITA: Lega A	15	19.5	62.1	27.8	66.7	1.7	2.5	0.9	1.3	0.7	0.1	8.0	8.5
2015/16	EA7 - EA Milan/EL	6	20.0	50.0	36.4	90.0	2.0	2.3	2.0	0.3	0.8	0.0	10.0	10.8
2015/16	EA7 - EA Milan/EC	6	27.5	62.1	66.7	79.2	2.2	2.2	1.8	1.8	1.0	0.0	12.2	13.5
2015/16	EA7 - EA Milan/EC	3	25.0	60.0	20.0	64.3	2.7	2.7	2.0	0.7	0.7	0.0	10.0	11.0

## MARKOVIC STEFAN

DOB: 25/04/1988

Height: 199cm / 6' 6"

Club(s) 2015-16:  
Unicaja Malaga (ESP), ACB

[@MarkovicStefan4](#)



PG

### NATIONAL TEAM STATS

Year	Event	G	min	2PT%	3PT%	FT%	OR	DR	As	St	TO	BS	PPG	Eff
2016	Qualifying Tournament	4	18.5	100.0	33.3	70.0	1.0	0.8	3.0	0.8	1.0	0.0	5.0	7.8
2015	EuroBasket	9	24.0	64.7	24.1	60.0	0.6	1.3	2.6	0.9	1.0	0.2	5.1	6.6
2014	Basketball World Cup	9	23.2	58.3	25.0	40.0	0.4	2.3	3.0	1.2	1.1	0.1	5.2	7.6
2013	EuroBasket	8	27.3	70.8	33.3	66.7	1.5	2.8	2.8	1.5	0.9	0.1	8.3	11.4
2011	EuroBasket	11	20.0	33.3	23.8	60.0	0.6	1.4	3.3	1.4	0.7	0.2	3.2	4.9
2010	World Championship	9	17.8	63.6	22.2	50.0	0.6	1.8	2.2	1.3	0.2	0.1	3.2	4.6

### CLUB STATS 2015-16

Season	Club (league or country)	G	min	2PT%	3PT%	FT%	OR	DR	As	St	TO	BS	PPG	Eff
2015/16	Unicaja Malaga/Spain: ACB	14	19.8	59.3	36.8	76.5	0.4	2.1	2.6	2.1	0.7	0.1	6.2	6.0
2015/16	Unicaja Malaga/Spain: ACB	2	17.0	57.1	37.5	0.0	0.5	2.0	1.5	1.0	0.5	0.0	8.5	7.5
2015/16	Unicaja Malaga/EuroLeague	10	22.4	54.5	20.8	81.8	0.4	1.7	4.9	1.4	0.5	0.0	3.6	3.5

## NEDOVIC NEMANJA


DOB: 16/06/1991

Height: 191cm / 6' 3"

Club(s) 2015-16:  
Unicaja Malaga (ESP), ACB

[@nedovic1624](#)

[@neda1624](#)



G

### NATIONAL TEAM STATS

Year	Event	G	min	2PT%	3PT%	FT%	OR	DR	As	St	TO	BS	PPG	Eff
2016	Qualifying Tournament	4	16.8	60.0	36.4	100.0	0.5	1.0	2.0	1.0	0.5	0.0	7.0	7.3
2015	EuroBasket	9	19.4	67.9	31.8	89.5	0.7	1.9	2.4	1.1	0.9	0.4	8.4	10.8
2013	EuroBasket	11	26.2	43.8	27.5	60.9	0.4	2.3	2.5	1.8	1.0	0.1	8.9	6.6

### CLUB STATS 2015-16

Season	Club (league or country)	G	min	2PT%	3PT%	FT%	OR	DR	As	St	TO	BS	PPG	Eff
2015/16	Unicaja Malaga/Spain: ACB	33	18.0	49.6	36.1	81.7	0.2	1.0	2.6	1.6	0.7	0.1	10.7	6.9
2015/16	Unicaja Malaga/Spain: ACB	2	28.5	43.8	40.0	86.7	0.5	0.0	2.5	2.0	1.0	0.5	19.5	12.5
2015/16	Unicaja Malaga/EuroLeague	23	15.1	52.9	27.9	75.0	0.1	0.7	1.9	1.3	0.3	0.1	7.4	3.7

## SIMONOVIC MARKO

**DOB:** 30/05/1986

**Height:** 203cm / 6' 7"

**Club(s) 2015-16:**  
Crvena Zvezda  
(SRB), KLS

[@simke12](#)

[@simke\\_12](#)



F

### NATIONAL TEAM STATS

Year	Event	G	min	2PT%	3PT%	FT%	OR	DR	As	St	TO	BS	PPG	Eff
2016	Qualifying Tournament	4	12.8	71.4	33.3	100.0	0.5	1.3	0.3	0.5	1.0	0.8	4.5	6.3
2015	EuroBasket	8	12.0	50.0	30.8	57.1	0.1	1.9	0.1	0.4	0.1	0.1	2.3	2.6
2014	Basketball World Cup	9	9.0	62.5	37.5	69.2	0.0	0.2	0.4	0.1	0.6	0.0	3.1	2.9

### CLUB STATS 2015-16

Season	Club (league or country)	G	min	2PT%	3PT%	FT%	OR	DR	As	St	TO	BS	PPG	Eff
2015/16	Crvena zvezda/SRB: Prva Liga	6	14.2	66.7	34.5	100.0	0.2	0.5	0.3	0.2	1.0	0.2	7.3	4.6
2015/16	Crvena zvezda/SRB: Prva Liga	5	15.0	75.0	34.6	100.0	0.8	1.6	0.4	0.8	0.6	0.0	8.8	7.4
2015/16	Crvena zvezda/Adriatic League	26	20.8	48.9	37.4	67.9	0.5	2.0	0.5	0.5	0.7	0.1	7.8	6.1
2015/16	Crvena zvezda/Adriatic League	5	16.4	61.5	29.6	66.7	0.6	0.8	0.0	1.0	0.6	0.4	8.4	4.8
2015/16	Crvena zvezda/EuroLeague	24	20.1	55.9	42.7	78.9	0.6	1.4	0.3	0.5	0.5	0.1	7.3	6.2
2015/16	Crvena zvezda/EuroLeague	3	19.0	50.0	36.4	75.0	0.7	1.0	0.0	0.0	1.0	0.0	8.3	6.0

## STIMAC VLADIMIR

**DOB:** 25/08/1987

**Height:** 211cm / 6' 11"

**Club(s) 2015-16:**  
Crvena Zvezda  
(SRB), KLS

[@stimac15](#)

[@stimac51vladimir](#)



C

### NATIONAL TEAM STATS

Year	Event	G	min	2PT%	3PT%	FT%	OR	DR	As	St	TO	BS	PPG	Eff
2016	Qualifying Tournament	4	8.0	61.5	0.0	20.0	1.3	1.3	0.3	0.5	0.3	0.3	4.3	4.8
2014	Basketball World Cup	8	8.3	56.0	0.0	28.6	0.8	0.8	0.0	0.1	0.3	0.0	3.8	3.1
2013	EuroBasket	6	9.0	61.1	0.0	66.7	0.7	1.7	0.2	1.2	0.0	0.0	4.3	4.2

### CLUB STATS 2015-16

Season	Club (league or country)	G	min	2PT%	3PT%	FT%	OR	DR	As	St	TO	BS	PPG	Eff
2015/16	Movistar Est./Spain: ACB	3	23.0	53.6	0.0	37.5	4.7	1.7	0.3	1.0	0.7	0.0	11.0	11.0
2015/16	Crvena zvezda/SRB: Prva Liga	6	14.7	80.8	0.0	64.7	1.3	2.8	0.2	0.3	0.3	0.0	8.8	11.2
2015/16	Crvena zvezda/Adriatic League	19	16.3	60.4	0.0	56.9	1.8	3.1	0.5	0.9	0.7	0.3	7.5	9.2
2015/16	Crvena zvezda/EuroLeague	22	14.6	57.1	0.0	55.4	1.8	3.3	0.5	0.6	0.3	0.2	6.9	8.8



# CHINA

## FIBA RANKING

Men: **14**

Combined: **12**



HEAD COACH

## LUMING GONG

Nationality: China

DOB: 29/08/1957

Coch of NT since: 1996; 2015

Club team 2015-16: -

Achievements with NT:  
2015 FIBA Asia Champion

Assistant Coach:  
Nan Li & Ioannis Christopoulos

## ROSTER

Name	Pos.	Height (cm. / ft.)	DOB	Club(s)
Ding Yanyuhang	SF	200cm / 6' 6"	20/08/1993	Shandong Flaming Bulls (CHN), CBA
Guo Ailun	G	192cm / 6' 3"	14/11/1993	Lianong Jiebao Hunters (CHN), CBA
Li Muhao	C	218cm / 7' 1"	02/06/1992	Dongguan N.C. Leopards (CHN), CBA
Li Gen	F	196cm / 6' 5"	15/08/1988	Xinjiang Flying Tigers (CHN), CBA
Sui Ran	G	193cm / 6' 3"	25/06/1992	Shandong Flaming Bulls (CHN), CBA
Wang Zhelin	C	214cm / 7' 0"	20/01/1994	Fujian Quanzhou Bank (CHN), CBA
Yi Jianlian	F	213cm / 6' 11"	27/10/1987	Guangdong Southern Tigers (CHN), CBA
Zhai Xiaochuan	F	204cm / 6' 8"	24/03/1993	Shougang Beijing Ducks (CHN), CBA
Zhao Jiwei	G	185cm / 6' 0"	25/08/1995	Liaoning Jiebao Hunters (CHN), CBA
Zhou Peng	F	206cm / 6' 9"	11/10/1989	Guangdong Southern Tigers (CHN), CBA
Zhou Qi	C	217cm / 7' 1"	16/01/1996	Xinjiang Flying Tigers (CHN), CBA
Zou Yuchen	F	203cm / 6' 7"	05/07/1996	Bayi Rockets (CHN), CBA

GROUP A



## OLYMPIC APPEARANCES

1936 (Berlin)

1948 (London)

1984 (Los Angeles)

1988 (Seoul)

1992 (Barcelona)

1996 (Atlanta)

2000 (Sydney)

2004 (Athens)

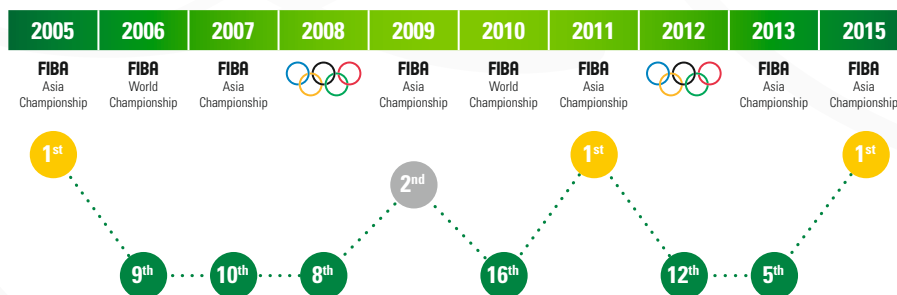
2008 (Beijing)

2012 (London)

## BEST RESULTS

8<sup>th</sup> (1996, 2004 & 2008)

## NATIONAL TEAM HISTORY SINCE 2005



## HOW DID THEY QUALIFY?

2015 FIBA Asia Champion

23 Sep. 2015	vs SIN	91-42
24 Sep. 2015	vs KOR	76-73
25 Sep. 2015	vs JOR	84-67
27 Sep. 2015	vs KAZ	75-62
28 Sep. 2015	vs LIB	90-72
29 Sep. 2015	vs QAT	89-65
1 Oct. 2015	vs IND	104-58
2 Oct. 2015	vs IRI	70-57
3 Oct. 2015	vs PHI	78-67

## ACCUMULATED STATS AT 2015 FIBA ASIA CHAMPIONSHIP

Name	G	Min	2PT%	3PT%	FT%	OR	DR	As	St	To	BS	PPG
J. Zhao	9	19.6	38.1	40.0	80.0	1.3	1.7	2.8	0.7	1.2	0.0	4.7
W. Liu	7	13.3	40.9	0.0	80.0	0.3	2.1	1.9	0.1	1.0	0.0	3.1
A. Guo	9	22.9	63.0	31.3	67.6	0.3	2.9	4.0	1.3	1.7	0.2	10.9
T. Zhao	6	11.7	25.0	16.7	0.0	0.0	0.5	0.5	0.0	0.7	0.3	1.3
Y. Ding	9	21.9	46.2	29.2	77.8	1.1	2.2	1.7	0.8	1.1	0.1	5.8
X. Zhai	9	19.7	63.3	37.0	55.6	1.2	3.0	1.1	0.6	0.6	0.1	8.1
P. Zhou	9	16.4	52.2	53.6	64.7	0.6	1.3	0.7	1.2	0.4	0.3	8.9
J. Yi	9	26.9	52.5	66.7	77.6	1.9	6.9	1.4	0.8	2.0	1.2	16.7
G. Li	9	17.9	46.2	54.5	100.0	0.6	1.1	0.7	0.2	0.9	0.2	7.8
M. Li	5	8.2	42.9	0.0	61.5	0.8	0.6	0.0	0.0	0.4	0.6	2.8
Z. Wang	9	14.4	47.4	0.0	71.9	1.9	1.8	0.3	0.2	1.3	0.1	6.6
Q. Zhou	9	18.6	62.3	0.0	74.2	1.6	4.4	0.3	0.0	1.9	2.0	9.9
<b>Team-Coach</b>	<b>9</b>	<b>0.0</b>	<b>0.0</b>	<b>0.0</b>	<b>0.0</b>	<b>1.2</b>	<b>2.0</b>	<b>0.0</b>	<b>0.0</b>	<b>0.7</b>	<b>0.0</b>	<b>0.0</b>
<b>Totals</b>	<b>9</b>	<b>200.9</b>	<b>52.9</b>	<b>39.4</b>	<b>72.2</b>	<b>12.3</b>	<b>29.7</b>	<b>14.8</b>	<b>5.9</b>	<b>13.2</b>	<b>4.9</b>	<b>84.1</b>

## YI JIANLIAN

DOB: 27/10/1987  
Height: 213cm / 6' 11"

Club(s) 2015-16:  
Guangdong Southern  
Tigers (CHN), CBA

@yi\_jl  
@易建联



F

### NATIONAL TEAM STATS

Year	Event	G	min	2PT%	3PT%	FT%	OR	DR	As	St	TO	BS	PPG	Eff
2015	Asia Championship	9	26.9	52.5	66.7	77.6	1.9	6.9	1.4	2.0	0.8	1.2	16.7	20.2
2013	Asia Championship	5	24.6	57.9	25.0	75.0	2.6	4.0	1.6	2.6	0.4	0.4	17.4	17.2
2012	Olympic Basketball Tournament	5	33.2	41.5	66.7	64.9	2.2	8.0	0.8	1.4	0.8	2.2	14.8	18.4
2011	Asia Championship	9	25.0	48.1	0.0	71.4	3.3	7.4	1.1	1.7	0.8	1.4	16.6	20.7
2010	World Championship	5	35.0	53.7	14.3	70.3	2.8	7.4	1.0	2.2	1.2	0.8	20.2	21.6
2009	Asia Championship	9	30.2	49.2	0.0	75.4	2.4	8.0	2.7	3.2	0.8	2.4	18.3	22.3
2008	Olympic Basketball Tournament	6	30.0	52.8	22.2	90.9	2.0	5.5	0.2	1.3	1.7	0.5	9.0	13.3

### CLUB STATS 2015-16

Season	Club (league or country)	G	min	2PT%	3PT%	FT%	OR	DR	As	St	TO	BS	PPG	Eff
2015/16	Guangdong Tigers/China: CBA	38	37.4	57.4	34.7	73.2	2.4	6.8	2.1	2.6	2.1	1.3	26.7	25.6
2015/16	Guangdong Tigers/China: CBA	7	41.9	53.2	47.8	70.4	2.0	6.3	2.6	2.4	1.3	1.0	24.4	22.8

## DING YANYUHANG

DOB: 20/08/1993  
Height: 200cm / 6' 6"

Club(s) 2015-16:  
Shandong Flaming Bulls  
(CHN), CBA

@丁彦雨航



SF

### NATIONAL TEAM STATS

Year	Event	G	min	2PT%	3PT%	FT%	OR	DR	As	St	TO	BS	PPG	Eff
2015	Asia Championship	9	21.9	46.2	29.2	77.8	1.1	2.2	1.7	1.1	0.8	0.1	5.8	6.9

### CLUB STATS 2015-16

Season	Club (league or country)	G	min	2PT%	3PT%	FT%	OR	DR	As	St	TO	BS	PPG	Eff
2015/16	Shandong Flaming Bulls/China: CBA	23	23.7	48.0	27.8	78.9	1.1	2.6	1.3	1.0	1.0	0.1	9.6	8.2
2015/16	Shandong Flaming Bulls/China: CBA	3	30.7	43.8	16.7	100.0	1.0	1.0	0.7	1.0	1.0	0.0	10.7	6.6

## GUO AILUN

DOB: 14/11/1993  
Height: 192cm / 6' 3"

Club(s) 2015-16:  
Liaoning Jiebao Hunters  
(CHN), CBA

@郭艾伦



G

### NATIONAL TEAM STATS

Year	Event	G	min	2PT%	3PT%	FT%	OR	DR	As	St	TO	BS	PPG	Eff
2015	Asia Championship	9	22.9	63.0	31.3	67.6	0.3	2.9	4.0	1.7	1.3	0.2	10.9	13.6
2013	Asia Championship	9	16.6	74.2	31.3	70.6	0.6	1.0	2.3	0.7	0.8	0.0	8.1	9.4
2012	Olympic Basketball Tournament	3	13.7	50.0	0.0	100.0	0.3	0.7	0.3	1.0	0.0	0.0	3.3	2.0
2010	World Championship	4	5.8	0.0	0.0	100.0	0.0	0.5	0.8	1.0	0.0	0.0	0.5	0.0

### CLUB STATS 2015-16

Season	Club (league or country)	G	min	2PT%	3PT%	FT%	OR	DR	As	St	TO	BS	PPG	Eff
2015/16	Liaoning Hunters/China: CBA	36	33.5	53.5	40.7	74.3	0.9	2.3	5.9	2.1	1.7	0.1	15.5	12.1
2015/16	Liaoning Hunters/China: CBA	12	38.6	54.2	28.3	78.0	1.4	2.3	5.4	2.5	1.3	0.2	17.2	12.7

## LI MUHAO

DOB: 02/06/1992  
Height: 218cm / 7' 1"

Club(s) 2015-16:  
Dongguan N.C. Leopards  
(CHN), CBA

@李慕豪



C

### NATIONAL TEAM STATS

Year	Event	G	min	2PT%	3PT%	FT%	OR	DR	As	St	TO	BS	PPG	Eff
2015	Asia Championship	5	8.2	42.9	0.0	61.5	0.8	0.6	0.0	0.4	0.0	0.6	2.8	2.6

### CLUB STATS 2015-16

Season	Club (league or country)	G	min	2PT%	3PT%	FT%	OR	DR	As	St	TO	BS	PPG	Eff
2015/16	Shenzhen Yikan/China: CBA	35	23.7	60.6	0.0	56.6	2.2	2.7	0.6	1.6	0.4	1.5	10.4	11.0

## ZHAI XIAOCHUAN

DOB: 24/03/1993  
Height: 204cm / 6' 8"

Club(s) 2015-16:  
Shougang Beijing Ducks  
(CHN), CBA

@zxcaysy0118  
@翟晓川Aysy0118



F

### NATIONAL TEAM STATS

Year	Event	G	min	2PT%	3PT%	FT%	OR	DR	As	St	TO	BS	PPG	Eff
2015	Asia Championship	9	19.7	63.3	37.0	55.6	1.2	3.0	1.1	0.6	0.6	0.1	8.1	10.0

### CLUB STATS 2015-16

Season	Club (league or country)	G	min	2PT%	3PT%	FT%	OR	DR	As	St	TO	BS	PPG	Eff
2015/16	Beijing Ducks/China: CBA	36	34.0	54.8	35.0	85.5	2.5	3.7	1.6	1.4	1.1	0.3	15.1	15.1
2015/16	Beijing Ducks/China: CBA	4	34.0	64.0	36.4	73.3	1.0	5.0	1.0	1.3	0.5	0.5	13.8	14.9



## LI GEN

DOB: 15/08/1988

Height: 196cm / 6' 5"

Club(s) 2015-16:  
Xinjiang Flying Tigers  
(CHN), CBA

@李根LG1



F

### NATIONAL TEAM STATS

Year	Event	G	min	2PT%	3PT%	FT%	OR	DR	As	St	TO	BS	PPG	Eff
2015	Asia Championship	9	17.9	46.2	54.5	100.0	0.6	1.1	0.7	0.9	0.2	0.2	7.8	7.2

### CLUB STATS 2015-16

Season	Club (league or country)	G	min	2PT%	3PT%	FT%	OR	DR	As	St	TO	BS	PPG	Eff
2015/16	Xinjiang Flying Tigers/China: CBA	45	30.7	/	35.5	83.1	0.7	1.7	1.2	0.7	0.1	0.0	14.2	/

## WANG ZHELIN

DOB: 20/01/1994

Height: 214cm / 7' 0"

Club(s) 2015-16:  
Fujian Quanzhou Bank  
(CHN), CBA

@changew22

@王哲林Change



C

### NATIONAL TEAM STATS

Year	Event	G	min	2PT%	3PT%	FT%	OR	DR	As	St	TO	BS	PPG	Eff
2015	Asia Championship	9	14.4	47.4	0.0	71.9	1.9	1.8	0.3	1.3	0.2	0.1	6.6	6.3
2013	Asia Championship	9	18.2	62.5	0.0	59.5	2.8	3.2	0.4	1.2	0.7	0.3	10.2	12.4

### CLUB STATS 2015-16

Season	Club (league or country)	G	min	2PT%	3PT%	FT%	OR	DR	As	St	TO	BS	PPG	Eff
2015/16	Fujian Quanzhou Bank/China: CBA	8	23.9	50.7	0.0	66.7	2.6	4.1	1.3	1.9	0.0	0.5	11.3	12.2

## ZHOU QI

DOB: 16/01/1996

Height: 217cm / 7' 1"

Club(s) 2015-16:  
Xinjiang Flying Tigers  
(CHN), CBA

@周小七呦



C

### NATIONAL TEAM STATS

Year	Event	G	min	2PT%	3PT%	FT%	OR	DR	As	St	TO	BS	PPG	Eff
- First appearance at Senior level -														

### CLUB STATS 2015-16

Season	Club (league or country)	G	min	2PT%	3PT%	FT%	OR	DR	As	St	TO	BS	PPG	Eff
2015/16	Xinjiang Flying Tigers/China: CBA	42	34.2	/	60.0	75.8	2.9	6.8	1.5	1.1	2.6	3.2	15.8	/

## ZHAO JIWEI

DOB: 25/08/1995

Height: 185cm / 6' 0"

Club(s) 2015-16:  
Liaoning Jiebao Hunters  
(CHN), CBA

@赵继伟PG



G

### NATIONAL TEAM STATS

Year	Event	G	min	2PT%	3PT%	FT%	OR	DR	As	St	TO	BS	PPG	Eff
2015	Asia Championship	9	19.6	38.1	40.0	80.0	1.3	1.7	2.8	1.2	0.7	0.0	4.7	7.2

### CLUB STATS 2015-16

Season	Club (league or country)	G	min	2PT%	3PT%	FT%	OR	DR	As	St	TO	BS	PPG	Eff
2015/16	Liaoning Hunters/China: CBA	3	7.7	100.0	0.0	50.0	0.0	0.0	0.0	0.3	0.7	0.0	2.3	1.4

## ZHOU PENG

DOB: 11/10/1989

Height: 206cm / 6' 9"

Club(s) 2015-16:  
Guangdong Southern  
Tigers (CHN), CBA

@周鹏-Tiger11



F

### NATIONAL TEAM STATS

Year	Event	G	min	2PT%	3PT%	FT%	OR	DR	As	St	TO	BS	PPG	Eff
2015	Asia Championship	9	16.4	52.2	53.6	64.7	0.6	1.3	0.7	0.4	1.2	0.3	8.9	9.2
2013	Asia Championship	9	22.9	52.2	38.9	56.3	0.9	3.1	0.4	1.4	0.4	0.4	9.7	8.3
2012	Olympic Basketball Tournament	4	14.3	80.0	25.0	71.4	0.3	1.3	0.3	0.8	0.0	0.3	4.0	3.8
2010	World Championship	6	17.2	45.5	25.0	60.0	0.3	2.2	0.7	2.2	0.7	0.0	3.2	2.5

### CLUB STATS 2015-16

Season	Club (league or country)	G	min	2PT%	3PT%	FT%	OR	DR	As	St	TO	BS	PPG	Eff
2015/16	Guangdong Tigers/China: CBA	37	33.4	53.5	41.8	71.6	0.8	2.5	1.6	1.8	1.8	0.4	15.4	11.9
2015/16	Guangdong Tigers/China: CBA	7	39.7	51.0	37.0	71.4	1.1	3.6	2.4	3.1	1.4	0.1	16.1	12.7

## ZOU YUCHEN

**DOB:** 05/07/1996

**Height:** 203cm / 6' 7"

**Club(s) 2015-16:**  
Bayi Rockets (CHN), CBA

@八一邹雨宸



F

### NATIONAL TEAM STATS

Year	Event	G	min	2PT%	3PT%	FT%	OR	DR	As	St	TO	BS	PPG	Eff
------	-------	---	-----	------	------	-----	----	----	----	----	----	----	-----	-----

- First appearance -

### CLUB STATS 2015-16

Season	Club (league or country)	G	min	2PT%	3PT%	FT%	OR	DR	As	St	TO	BS	PPG	Eff
2015/16	Bayi Fubang/China: CBA	18	31.8	53.8	0.0	74.1	4.9	4.9	0.8	2.7	1.1	2.5	15.1	18.0

## SUI RAN

**DOB:** 25/06/1992

**Height:** 193cm / 6' 3"

**Club(s) 2015-16:**  
Shandong Flaming Bulls (CHN), CBA

@睢冉V5



G

### NATIONAL TEAM STATS

Year	Event	G	min	2PT%	3PT%	FT%	OR	DR	As	St	TO	BS	PPG	Eff
------	-------	---	-----	------	------	-----	----	----	----	----	----	----	-----	-----

- First appearance -

### CLUB STATS 2015-16

Season	Club (league or country)	G	min	2PT%	3PT%	FT%	OR	DR	As	St	TO	BS	PPG	Eff
2015/16	Shandong Flaming Bulls/China: CBA	36	31.2	/	32.5	37.5	0.9	1.9	3.0	1.5	1.4	0.2	7.7	/



# AUSTRALIA

basketball.net.au

@BasketballAus

## FIBA RANKING

Men: **11**

Combined: **4**



HEAD COACH

## ANDREJ LEMANIS

Nationality: Australia

DOB: 18/03/1969

Coch of NT since: 2013

Club team 2015-16:

**Achievements with NT:**  
2013 and 2015 FIBA Oceania Champion

**Assistant Coaches:**  
Lucien Longley & Trevor Gleeson

## ROSTER

Name	Pos.	Height (cm. / ft.)	DOB	Club(s)
Andersen David	C	210cm / 6' 10"	23/06/1980	Melbourne United (AUS), NBL
Bairstow Cameron	F	206cm / 6' 9"	07/12/1990	Brisbane Bullets (AUS), NBL
Baynes Aron	F	207cm / 6' 9"	09/12/1986	Detroit Pistons (USA), NBA
Bogut Andrew	C	207cm / 6' 9"	28/11/1984	Dallas Mavericks (USA), NBA
Broekhoff Ryan	F	201cm / 6' 7"	23/08/1990	Lokomotiv Kuban (RUS), PBL
Dellavedova Matthew	G	191cm / 6' 3"	08/09/1990	Milwaukee Bucks (USA), NBA
Goulding Chris	SG	192cm / 6' 3"	24/10/1988	Melbourne United (AUS), NBL
Ingles Joe	SF	204cm / 6' 8"	02/10/1987	Utah Jazz (USA), NBA
Lisch Kevin	G	188cm / 6' 2"	16/05/1986	Sidney Kings (AUS), NBL
Martin Damian	G	186cm / 6' 1"	05/09/1984	Perth Wildcats (AUS), NBL
Mills Patty	G	183cm / 6' 0"	11/08/1988	San Antonio Spurs (USA), NBA
Motum Brock	PF	208cm / 6' 9"	16/10/1990	Zalgiris Kaunas (LTU), LKL
Maric Aleksandar	C	208cm / 6' 9"	22/10/1984	Sydney Kings (AUS), NBL

GROUP A



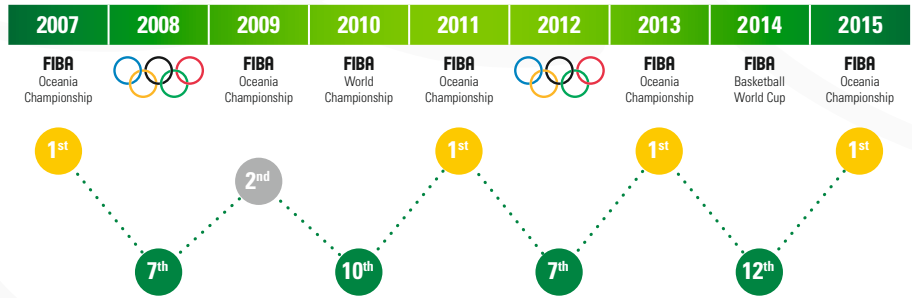
## OLYMPIC APPEARANCES

- 1956 (Melbourne)
- 1964 (Tokyo)
- 1972 (Munich)
- 1976 (Montreal)
- 1980 (Moscow)
- 1984 (Los Angeles)
- 1988 (Seoul)

- 1992 (Barcelona)
- 1996 (Atlanta)
- 2000 (Sydney)
- 2004 (Athens)
- 2008 (Beijing)
- 2012 (London)

**BEST RESULTS**  
4<sup>th</sup> (1988, 1996, 2000)

## NATIONAL TEAM HISTORY SINCE 2007



## HOW DID THEY QUALIFY?

2015 FIBA Oceania Champion

15 Aug. 2015	vs NZL	71-59
18 Aug. 2015	vs NZL	89-79

## ACCUMULATED STATS AT 2015 FIBA OCEANIA CHAMPIONSHIP

Name	G	Min	2PT%	3PT%	FT%	OR	DR	As	St	To	BS	PPG
C. Goulding	2	15.0	85.7	0.0	0.0	0.5	1.5	1.0	0.0	0.5	0.0	6.0
P. Mills	2	24.0	66.7	33.3	100.0	0.0	4.5	4.0	0.0	3.5	0.0	13.0
A. Bogut	2	21.0	41.7	0.0	100.0	0.5	6.5	0.5	0.5	1.5	2.0	7.0
A. Gibson	2	17.5	50.0	0.0	100.0	0.0	1.0	1.5	0.5	1.0	0.0	3.0
B. Newley	2	14.0	20.0	66.7	0.0	0.5	2.5	0.0	0.0	0.5	0.0	4.0
M. Dellavedova	2	25.0	54.5	50.0	100.0	0.0	2.5	4.5	1.0	1.5	0.0	14.5
C. Bairstow	2	18.5	37.5	100.0	75.0	3.5	2.5	1.0	0.0	0.5	0.5	9.0
D. Andersen	2	19.5	50.0	40.0	100.0	1.5	1.5	0.5	0.0	1.5	0.0	14.0
B. Motum	2	9.5	50.0	0.0	100.0	0.0	1.5	0.0	0.0	1.0	0.5	3.0
N. Jawai	2	10.5	100.0	0.0	100.0	1.0	1.5	0.5	0.0	1.5	0.0	4.0
R. Broekhoff	2	26.0	100.0	0.0	50.0	0.5	6.0	1.0	0.0	0.0	0.5	2.5
<b>Team-Coach</b>	<b>2</b>	<b>0.0</b>	<b>0.0</b>	<b>0.0</b>	<b>0.0</b>	<b>1.5</b>	<b>0.5</b>	<b>0.0</b>	<b>0.0</b>	<b>0.5</b>	<b>0.0</b>	<b>0.0</b>
<b>Totals</b>	<b>2</b>	<b>200.5</b>	<b>52.9</b>	<b>38.2</b>	<b>88.6</b>	<b>9.5</b>	<b>32.0</b>	<b>14.5</b>	<b>2.0</b>	<b>13.5</b>	<b>3.5</b>	<b>80.0</b>



## DELLAVEDOVA MATTHEW

**DOB:** 08/09/1990

**Height:** 191cm / 6' 3"

**Club(s) 2015-16:**  
Cleveland Cavaliers  
(USA), NBA

[@matthewdelly](#)

[@matthewdelly](#)



G

### NATIONAL TEAM STATS

Year	Event	G	min	2PT%	3PT%	FT%	OR	DR	As	St	TO	BS	PPG	Eff
2015	Oceania Championship	2	25.0	54.5	50.0	100.0	0.0	2.5	4.5	1.5	1.0	0.0	14.5	16.5
2014	Basketball World Cup	6	22.5	36.8	38.9	76.9	0.5	2.0	3.7	2.0	0.8	0.2	7.5	8.3
2013	Oceania Championship	2	21.0	41.7	50.0	100.0	0.0	2.0	1.5	1.0	0.0	0.0	9.0	7.0
2012	Olympic Basketball Tournament	6	28.5	33.3	38.1	100.0	0.5	3.3	4.5	2.2	0.5	0.0	7.3	9.8
2011	Oceania Championship	3	18.0	0.0	100.0	100.0	0.7	3.0	3.3	0.7	0.3	0.0	3.3	6.7
2009	Oceania Championship	2	19.5	50.0	50.0	0.0	0.5	1.5	1.0	0.5	1.0	0.0	2.5	5.0

### CLUB STATS 2015-16

Season	Club (league or country)	G	min	2PT%	3PT%	FT%	OR	DR	As	St	TO	BS	PPG	Eff
2015/16	Cleveland Cavaliers/USA: NBA	76	24.6	40.1	41.0	86.4	0.4	1.7	4.4	1.5	0.6	0.1	7.5	5.5
2015/16	Cleveland Cavaliers/USA: NBA	20	11.9	41.9	25.8	75.0	0.2	0.6	2.8	0.7	0.1	0.1	3.9	2.1

## ANDERSEN DAVID

**DOB:** 23/06/1980

**Height:** 210cm / 6' 10"

**Club(s) 2015-16:**  
ASVEL Basket (FRA), Pro A

[@daveandersen13](#)

[@daveandersen13](#)



C

### NATIONAL TEAM STATS

Year	Event	G	min	2PT%	3PT%	FT%	OR	DR	As	St	TO	BS	PPG	Eff
2015	Oceania Championship	2	19.5	50.0	40.0	100.0	1.5	1.5	0.5	1.5	0.0	0.0	14.0	11.0
2014	Basketball World Cup	6	21.0	31.6	25.0	78.6	1.3	3.7	1.2	1.8	0.7	0.0	6.3	6.0
2013	Oceania Championship	2	23.0	55.6	100.0	33.3	2.0	2.0	2.0	1.5	0.0	0.0	7.0	8.5
2012	Olympic Basketball Tournament	6	25.5	36.2	40.0	85.7	2.0	4.0	1.2	1.3	1.2	0.3	12.0	11.0
2010	World Championship	5	25.8	46.2	40.0	83.3	1.2	6.2	1.2	0.4	0.8	0.4	10.4	14.8

### CLUB STATS 2015-16

Season	Club (league or country)	G	min	2PT%	3PT%	FT%	OR	DR	As	St	TO	BS	PPG	Eff
2015/16	Lyon-Villeurbanne/France: Pro A	34	24.9	46.2	39.1	82.1	1.8	4.6	1.8	1.7	0.4	0.3	11.3	11.9
2015/16	Lyon-Villeurbanne/France: Pro A	11	20.6	39.0	50.0	85.7	1.2	3.6	0.6	1.4	0.3	0.0	9.1	9.3
2015/16	ASVEL/ Europe Cup	10	24.4	57.1	41.9	84.4	0.8	6.5	1.7	1.5	0.4	0.3	15.7	17.6
2015/16	ASVEL/ Europe Cup	2	26.0	29.4	44.4	0.0	1.0	6.0	0.5	3.0	0.0	1.0	11.0	8.8

## BOGUT ANDREW

**DOB:** 28/11/1984

**Height:** 207cm / 6' 9"

**Club(s) 2015-16:**  
Dallas Mavericks  
(USA), NBA

[@andrewbogut](#)



C

### NATIONAL TEAM STATS

Year	Event	G	min	2PT%	3PT%	FT%	OR	DR	As	St	TO	BS	PPG	Eff
2015	Oceania Championship	2	21.0	41.7	0.0	100.0	0.5	6.5	0.5	1.5	0.5	2.0	7.0	11.5
2008	Olympic Basketball Tournament	6	19.7	59.1	62.5	60.0	1.5	2.3	1.2	2.0	0.8	0.5	12.7	12.5
2006	World Championship	6	29.3	50.0	28.6	60.7	1.0	5.2	2.3	3.5	0.7	0.7	12.8	12.0
2004	Olympic Basketball Tournament	6	28.0	62.2	44.4	51.9	2.0	7.0	1.3	1.3	0.7	1.0	13.7	18.5

### CLUB STATS 2015-16

Season	Club (league or country)	G	min	2PT%	3PT%	FT%	OR	DR	As	St	TO	BS	PPG	Eff
2015/16	Golden State Warriors/USA: NBA	70	20.7	62.6	100.0	48.0	1.7	5.3	2.3	1.2	0.5	1.6	5.4	10.6
2015/16	Golden State Warriors/USA: NBA	22	16.6	64.0	0.0	35.7	2.1	3.5	1.4	0.9	0.6	1.6	4.6	8.6

## INGLES JOE

**DOB:** 02/10/1987

**Height:** 204cm / 6' 8"

**Club(s) 2015-16:**  
Utah Jazz (USA), NBA

[@Joeingles7](#)

[@Joeingles7](#)



SF

### NATIONAL TEAM STATS

Year	Event	G	min	2PT%	3PT%	FT%	OR	DR	As	St	TO	BS	PPG	Eff
2014	Basketball World Cup	5	31.0	70.8	66.7	41.7	0.4	2.8	3.4	2.6	1.8	0.0	11.4	13.8
2013	Oceania Championship	2	28.5	60.0	14.3	100.0	1.0	5.0	3.5	0.5	0.5	0.5	9.0	14.0
2012	Olympic Basketball Tournament	6	33.7	62.8	30.8	66.7	1.5	3.5	4.2	2.0	0.8	0.2	15.0	16.5
2011	Oceania Championship	3	22.7	44.4	44.4	100.0	0.3	3.0	3.7	1.7	0.7	0.7	7.3	10.7
2010	World Championship	6	28.5	62.5	30.8	72.7	1.0	2.0	2.2	2.2	1.8	0.0	10.3	10.2
2009	Oceania Championship	2	33.5	50.0	41.7	66.7	0.5	2.0	4.0	2.5	1.5	0.0	19.5	15.5
2008	Olympic Basketball Tournament	5	9.4	83.3	42.9	100.0	0.4	0.2	0.4	0.6	1.0	0.0	4.8	5.2

### CLUB STATS 2015-16

Season	Club (league or country)	G	min	2PT%	3PT%	FT%	OR	DR	As	St	TO	BS	PPG	Eff
2015/16	Utah Jazz/USA: NBA	80	15.5	53.1	38.6	72.2	0.2	1.6	1.2	0.8	0.7	0.1	4.3	4.0

## MILLS PATTY

**DOB:** 11/08/1988

**Height:** 183cm / 6' 0"

**Club(s) 2015-16:**  
San Antonio Spurs  
(USA), NBA

[@Patty\\_Mills](#)

[@balapat](#)



G

### NATIONAL TEAM STATS

Year	Event	G	min	2PT%	3PT%	FT%	OR	DR	As	St	TO	BS	PPG	Eff
2015	Oceania Championship	2	24.0	66.7	33.3	100.0	0.0	4.5	4.0	3.5	0.0	0.0	13.0	12.5
2013	Oceania Championship	2	29.5	66.7	38.9	100.0	1.0	2.5	2.0	2.0	4.5	0.0	20.5	21.0
2012	Olympic Basketball Tournament	6	30.0	47.1	35.4	75.0	1.3	3.2	2.2	2.5	0.8	0.2	21.2	14.5
2011	Oceania Championship	3	24.7	42.1	24.0	64.3	1.0	1.7	3.7	2.3	0.7	0.0	14.3	7.3
2010	World Championship	6	26.7	47.2	31.4	84.2	0.2	1.5	4.2	1.8	0.3	0.0	13.8	10.5
2008	Olympic Basketball Tournament	6	23.7	52.3	36.4	83.3	0.5	1.7	2.0	1.0	1.7	0.0	14.2	12.7
2007	Oceania Championship	3	20.3	46.7	33.3	72.7	0.0	1.7	1.3	0.7	0.7	0.0	10.3	7.7

### CLUB STATS 2015-16

Season	Club (league or country)	G	min	2PT%	3PT%	FT%	OR	DR	As	St	TO	BS	PPG	Eff
2015/16	San Antonio Spurs/USA: NBA	81	20.5	46.9	38.4	81.0	0.3	1.6	2.8	0.9	0.7	0.1	8.5	6.0
2015/16	San Antonio Spurs/USA: NBA	10	16.7	58.8	36.1	63.6	0.0	1.4	2.0	0.8	0.7	0.0	6.6	4.8



## BAIRSTOW CAMERON

DOB: 07/12/1990

Height: 206cm / 6' 9"

Club(s) 2015-16:  
Chicago Bulls  
(USA), NBA

@cbairstow41

@cbairstow41



### NATIONAL TEAM STATS

Year	Event	G	min	2PT%	3PT%	FT%	OR	DR	As	St	TO	BS	PPG	Eff
2015	Oceania Championship	2	18.5	37.5	100.0	75.0	3.5	2.5	1.0	0.5	0.0	0.5	9.0	10.5
2014	Basketball World Cup	6	12.8	56.3	0.0	75.0	2.0	1.0	1.0	1.3	0.3	0.2	7.0	7.5
2013	Oceania Championship	2	13.5	50.0	0.0	100.0	1.5	0.5	1.5	0.0	0.0	0.5	3.0	5.5

### CLUB STATS 2015-16

Season	Club (league or country)	G	min	2PT%	3PT%	FT%	OR	DR	As	St	TO	BS	PPG	Eff
2015/16	Chicago Bulls/USA: NBA	18	5.7	34.3	20.0	87.5	0.2	1.3	0.3	0.1	0.2	0.2	1.9	/
2015/16	Austin S./D-League	5	26	49.1	0	82.4	2	6	1.2	0.8	2.6	0.6	14	/

## BAYNES ARON

DOB: 09/12/1986

Height: 207cm / 6' 9"

Club(s) 2015-16:  
Detroit Pistons  
(USA), NBA

@aronbaynes

@houseobayne



### NATIONAL TEAM STATS

Year	Event	G	min	2PT%	3PT%	FT%	OR	DR	As	St	TO	BS	PPG	Eff
2014	Basketball World Cup	5	26.8	47.1	0.0	76.9	3.4	3.6	1.0	2.0	0.4	1.0	16.8	15.8
2012	Olympic Basketball Tournament	6	12.2	65.6	0.0	100.0	1.8	1.5	0.0	1.0	0.3	0.3	7.5	8.7
2011	Oceania Championship	3	15.0	55.6	0.0	100.0	2.3	3.3	0.7	1.7	0.7	1.0	7.7	11.3
2010	World Championship	4	3.0	50.0	100.0	50.0	0.8	0.5	0.0	0.3	0.3	0.0	1.5	2.3
2009	Oceania Championship	2	7.0	25.0	0.0	0.0	0.0	0.5	0.5	0.0	0.0	2.0	1.0	2.0

### CLUB STATS 2015-16

Season	Club (league or country)	G	min	2PT%	3PT%	FT%	OR	DR	As	St	TO	BS	PPG	Eff
2015/16	Detroit Pistons/USA: NBA	81	15.3	50.9	0.0	76.4	1.7	3.0	0.6	0.8	0.3	0.6	6.4	8.3
2015/16	Detroit Pistons/USA: NBA	4	10.8	44.4	0.0	66.7	0.8	1.3	0.5	0.8	0.0	0.0	2.5	2.9

## BROEKHOFF RYAN

DOB: 23/08/1990

Height: 201cm / 6' 7"

Club(s) 2015-16:  
Lokomotiv Kuban  
(RUS), PBL

@RBroekhoff45



### NATIONAL TEAM STATS

Year	Event	G	min	2PT%	3PT%	FT%	OR	DR	As	St	TO	BS	PPG	Eff
2015	Oceania Championship	2	26.0	100.0	0.0	50.0	0.5	6.0	1.0	0.0	0.0	0.5	2.5	8.5
2014	Basketball World Cup	6	19.7	16.7	58.3	100.0	0.5	2.0	1.0	0.7	0.7	0.2	7.7	8.8
2013	Oceania Championship	2	6.5	0.0	50.0	0.0	0.0	0.0	0.0	0.0	0.0	0.0	3.0	1.5

### CLUB STATS 2015-16

Season	Club (league or country)	G	min	2PT%	3PT%	FT%	OR	DR	As	St	TO	BS	PPG	Eff
2015/16	Lokomotiv Kuban/EuroLeague	24	24.8	48.7	50.5	86.7	1.0	2.3	1.5	1.2	1.1	0.1	8.7	9.1
2015/16	Lokomotiv Kuban/EuroLeague	7	27.1	64.3	35.7	87.5	1.9	1.7	1.9	0.7	0.6	0.1	7.9	8.3
2015/16	Lokomotiv Kuban/VTB United League	28	27.0	56.3	43.3	69.0	1.6	3.7	2.5	1.2	1.1	0.4	10.4	11.4
2015/16	Lokomotiv Kuban/VTB United League	3	22.0	54.5	40.0	100.0	2.3	2.7	1.3	0.7	0.7	0.0	11.0	11.8

## GOULDING CHRIS

DOB: 24/10/1988

Height: 192cm / 6' 3"

Club(s) 2015-16:  
Auxilium Torino  
(ITA), Serie A

@ChrisGoulding43

@goulding43



### NATIONAL TEAM STATS

Year	Event	G	min	2PT%	3PT%	FT%	OR	DR	As	St	TO	BS	PPG	Eff
2015	Oceania Championship	2	15.0	85.7	0.0	0.0	0.5	1.5	1.0	0.5	0.0	0.0	6.0	7.0
2014	Basketball World Cup	2	20.0	40.0	50.0	0.0	0.5	4.0	0.0	3.5	0.5	0.0	12.5	9.0

### CLUB STATS 2015-16

Season	Club (league or country)	G	min	2PT%	3PT%	FT%	OR	DR	As	St	TO	BS	PPG	Eff
2015/16	Melbourne United/Australia: NBL	27	33.3	50.3	35.8	80.2	0.4	3.3	2.8	2.4	0.6	0.1	18.1	12.6
2015/16	Melbourne United/Australia: NBL	2	35.0	33.3	37.5	90.0	0.5	4.0	2.0	1.5	0.5	0.0	23.0	15.0
2015/16	Manitla Torino/Italy: Lega A	10	21.0	38.9	23.5	50.0	0.2	1.7	1.2	0.8	0.5	0.0	4.2	2.1

## MARTIN DAMIAN

DOB: 05/09/1984

Height: 186cm / 6' 1"

Club(s) 2015-16:  
Perth Wildcats (AUS), NBL

@damianmartin53



### NATIONAL TEAM STATS

Year	Event	G	min	2PT%	3PT%	FT%	OR	DR	As	St	TO	BS	PPG	Eff
2011	Oceania Championship	2	4.5	100.0	0.0	0.0	0.0	0.0	0.5	0.5	0.0	0.0	1.0	0.5
2010	World Championship	6	8.7	0.0	40.0	83.3	0.2	0.7	0.7	0.2	0.5	0.2	1.8	3.0
2009	Oceania Championship	1	1.0	0.0	0.0	0.0	0.0	0.0	0.0	0.0	0.0	0.0	0.0	0.0

### CLUB STATS 2015-16

Season	Club (league or country)	G	min	2PT%	3PT%	FT%	OR	DR	As	St	TO	BS	PPG	Eff
2015/16	Perth Wildcats/Australia: NBL	18	24.3	47.1	33.3	35.7	0.8	3.3	3.1	1.6	1.8	0.2	4.9	5.9
2015/16	Perth Wildcats/Australia: NBL	6	33.0	52.9	38.9	50.0	2.2	3.2	4.0	2.2	1.7	0.3	7.0	9.3

## MOTUM BROCK

**DOB:** 16/10/1990

**Height:** 208cm / 6' 9"

**Club(s) 2015-16:**  
Zalgiris Kaunas (LTU), LKL

[@brockm12](#)

[@brockm12](#)



### NATIONAL TEAM STATS

Year	Event	G	min	2PT%	3PT%	FT%	OR	DR	As	St	TO	BS	PPG	Eff
2015	Oceania Championship	2	9.5	50.0	0.0	100.0	0.0	1.5	0.0	1.0	0.0	0.5	3.0	2.5
2014	Basketball World Cup	6	13.3	48.1	50.0	80.0	1.2	1.3	0.7	1.2	0.5	0.0	6.5	6.0

### CLUB STATS 2015-16

Season	Club (league or country)	G	min	2PT%	3PT%	FT%	OR	DR	As	St	TO	BS	PPG	Eff
2015/16	Zalgiris/Lithuania: LKL	36	20.5	68.6	33.8	68.9	1.6	2.6	0.9	1.3	0.5	0.1	10.8	11.4
2015/16	Zalgiris/Lithuania: LKL	11	16.0	68.9	35.7	61.1	0.9	1.9	0.5	0.4	0.5	0.1	8.0	8.2
2015/16	Zalgiris Kaunas/EuroLeague	24	17.3	53.6	35.1	75.0	1.1	1.7	0.5	1.3	0.5	0.0	6.7	6.4

## MARIC ALEKSANDAR

**DOB:** 22/10/1984

**Height:** 208cm / 6' 9"

**Club(s) 2015-16:**  
Rio Natura Monbus Obradoiro (ESP), ABC; Buducnost (SRB), Adriatic League; Buducnost Pogdorica (SRB)



### NATIONAL TEAM STATS

Year	Event	G	min	2PT%	3PT%	FT%	OR	DR	As	St	TO	BS	PPG	Eff
2012	Olympic Basketball Tournament	6	8.8	43.8	0.0	75.0	1.0	1.7	0.2	0.3	0.2	0.2	2.8	4.0
2011	Oceania Championship	3	18.7	71.4	0.0	58.3	4.0	4.0	0.0	2.0	0.3	0.3	15.7	18.0
2010	World Championship	6	17.2	56.1	0.0	75.0	1.7	2.7	0.5	2.8	0.3	0.2	9.2	8.2

### CLUB STATS 2015-16

Season	Club (league or country)	G	min	2PT%	3PT%	FT%	OR	DR	As	St	TO	BS	PPG	Eff
2015/16	Rio Natura Monbus Obr./Spain: ACB	8	17.0	54.3	0.0	90.9	1.8	2.8	0.6	0.9	0.5	0.1	6.0	8.4
2015/16	Buducnost VOLI/Adriatic League	24	21.5	62.4	0.0	61.8	1.9	4.8	1.0	1.4	1.3	1.1	9.1	12.3
2015/16	Buducnost VOLI/Adriatic League	2	21.5	54.5	0.0	50.0	4.0	7.0	1.5	2.5	0.5	1.0	7.0	14.8
2015/16	Buducnost Pogdorica/EuroCup	10	18.3	50.0	0.0	62.1	1.4	3.5	0.3	2.2	1.4	0.4	6.0	7.7

## LISCH KEVIN

**DOB:** 16/05/1986

**Height:** 188cm / 6' 2"

**Club(s) 2015-16:**  
Wollongong Hawks (AUS), NBL

[@kevinlisch](#)

[@kevinlisch](#)



### NATIONAL TEAM STATS

Year	Event	G	min	2PT%	3PT%	FT%	OR	DR	As	St	TO	BS	PPG	Eff
- First appearance -														

### CLUB STATS 2015-16

Season	Club (league or country)	G	min	2PT%	3PT%	FT%	OR	DR	As	St	TO	BS	PPG	Eff
2015/16	Wollongong Hawks/Australia: NBL	25	32.0	57.5	41.8	84.0	1.2	2.3	3.6	2.0	1.8	0.1	20.4	16.6
2015/16	Wollongong Hawks/Australia: NBL	2	19.5	0.0	16.7	100.0	0.5	2.5	0.0	2.0	1.0	0.0	6.5	5.0

# GROUP B



**ARGENTINA**



**SPAIN**



**BRAZIL**



**LITHUANIA**



**CROATIA**



**NIGERIA**





# ARGENTINA

## FIBA RANKING

Men: 4

Combined: 6



HEAD COACH

## SERGIO HERNANDEZ

Nationality: Argentina

DOB: 01/11/1963

Coch of NT since: 2005-2010; 2015

Club team 2015-16:  
Penarol de Mar del Plata (ARG)

Achievements with NT: 4<sup>th</sup> at 2006 FIBA World Championship, Bronze at 2008 Beijing Olympics, Runner-up at 2015 FIBA Americas Championship

Assistant Coach:  
Nicolas Casalanguida & Gonzalo Garcia

## ROSTER

Name	Pos.	Height (cm. / ft.)	DOB	Club(s)
Acuña Roberto	C	208cm / 6' 9"	14/09/1990	Penarol De Mar Del Plata (ARG), Liga A
Brussino Nicolas	SF	200cm / 6' 6"	02/03/1993	Dallas Mavericks (USA), NBA
Campazzo Facundo	PG	181cm / 5' 11"	23/03/1991	UCAM Murcia (ESP), ACB
Deck Gabriel	SF	197cm / 6' 5"	08/02/1995	Quimsa (ARG), Liga A
Delfino Carlos	SG	200cm / 6' 6"	29/08/1982	
Delia Marcos	C	209cm / 6' 10"	08/04/1992	Obras Basket (ARG), Liga A
Garino Patricio	SG	196cm / 6' 5"	17/05/1993	G. Washington University (USA), NCAA
Ginobili Manu	SG	198cm / 6' 5"	28/07/1977	San Antonio Spurs (USA), NBA
Laprovittola Nicolas	PG	193cm / 6' 3"	31/01/1990	Estudiantes (ESP), ACB
Mainoldi Leo	C	204cm / 6' 8"	04/03/1985	Gimnasia Y Esgrima De Comodoro (ARG), Liga A
Nocioni Andrés	SF	201cm / 6' 7"	30/11/1979	Real Madrid (ESP), ACB
Scola Luis	PF	204cm / 6' 8"	30/04/1980	Toronto Raptors (CAN), NBA

GROUP B



## OLYMPIC APPEARANCES

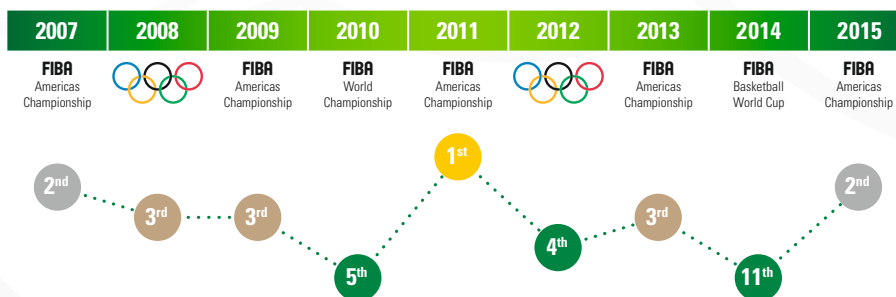
1948 (London)  
1952 (Helsinki)  
1996 (Atlanta)  
2000 (Sydney)  
2004 (Athens)  
2008 (Beijing)  
2012 (London)

## MEDAL COUNT



BEST RESULTS  
GOLD MEDAL (2004)

## NATIONAL TEAM HISTORY SINCE 2007



## HOW DID THEY QUALIFY?

Runner-up at 2015 FIBA Americas Championship

31 Aug. 2015	vs PUR	91-86
1 Sep. 2015	vs CAN	94-87
3 Sep. 2015	vs CUB	96-64
4 Sep. 2015	vs VEN	77-68
6 Sep. 2015	vs URU	90-87
7 Sep. 2015	vs PAN	84-57
8 Sep. 2015	vs DOM	92-84
9 Sep. 2015	vs MEX	83-95
11 Sep. 2015	vs MEX	78-70
12 Sep. 2015	vs VEN	71-76

## ACCUMULATED STATS AT 2015 FIBA AMERICAS CHAMPIONSHIP

Name	G	Min	2PT%	3PT%	FT%	OR	DR	As	St	To	BS	PPG
L. Scola	10	32.4	57.3	12.5	59.5	3.4	6.7	2.7	1.0	2.8	0.9	21.1
N. Richotti	6	11.3	21.4	37.5	50.0	0.0	1.3	1.7	0.3	0.3	0.2	2.8
F. Campazzo	10	24.4	49.2	40.0	65.0	0.5	2.2	5.9	1.4	1.9	0.1	10.7
N. Laprovittola	10	21.3	44.7	35.9	78.9	0.5	2.0	4.5	0.7	1.8	0.0	9.1
N. Brussino	4	8.0	50.0	33.3	50.0	0.3	1.0	0.3	0.3	0.5	0.0	2.3
M. Delia	9	12.0	58.3	0.0	50.0	0.4	2.0	0.7	0.1	0.2	0.4	3.9
A. Nocioni	10	30.7	47.9	32.3	78.0	1.2	7.8	1.1	1.0	1.4	0.8	16.7
G. Deck	7	12.3	68.4	100.0	75.0	1.1	1.3	0.3	0.1	0.3	0.1	4.6
S. Safar	10	21.7	54.5	34.0	75.0	0.1	1.3	1.3	0.4	1.2	0.0	6.6
L. Mainoldi	10	9.2	33.3	31.3	0.0	0.4	1.5	0.2	0.1	0.0	0.1	3.2
P. Garino	10	25.6	64.5	42.1	92.9	0.7	1.8	1.5	1.2	1.0	0.7	7.7
T. Gallizzi	7	7.9	45.5	0.0	100.0	0.3	1.1	0.1	0.0	0.6	0.3	1.7
<b>Team-Coach</b>	<b>10</b>	<b>0.0</b>	<b>0.0</b>	<b>0.0</b>	<b>0.0</b>	<b>2.1</b>	<b>2.4</b>	<b>0.0</b>	<b>0.0</b>	<b>0.4</b>	<b>0.0</b>	<b>0.0</b>
<b>Totals</b>	<b>10</b>	<b>200.2</b>	<b>52.8</b>	<b>34.5</b>	<b>68.7</b>	<b>10.4</b>	<b>30.4</b>	<b>19.2</b>	<b>6.3</b>	<b>11.7</b>	<b>3.4</b>	<b>85.6</b>

## GINOBILI MANU

**DOB:** 28/07/1977  
**Height:** 198cm / 6' 5"  
**Club(s) 2015-16:**  
 San Antonio Spurs (USA), NBA  
 @manuginobili  
 @ManuGinobili



SG

### NATIONAL TEAM STATS

Year	Event	G	min	2PT%	3PT%	FT%	OR	DR	As	St	TO	BS	PPG	Eff
2012	Olympic Basketball Tournament	8	30.3	53.3	44.2	100.0	0.6	4.8	4.1	2.6	1.6	0.1	19.4	21.5
2011	Americas Championship	10	28.2	46.9	45.7	87.5	0.7	2.3	4.0	2.7	1.5	0.3	15.8	15.5
2008	Olympic Basketball Tournament	7	25.6	60.0	39.5	93.9	0.3	1.7	3.9	2.1	1.0	0.3	17.7	16.7
2006	World Championship	9	22.1	46.3	41.0	82.6	0.9	1.9	2.3	2.0	1.7	0.0	15.1	13.2
2004	Olympic Basketball Tournament	8	29.9	70.8	40.5	80.4	0.9	3.1	3.3	1.9	1.4	0.3	19.3	20.5

### CLUB STATS 2015-16

Season	Club (league or country)	G	min	2PT%	3PT%	FT%	OR	DR	As	St	TO	BS	PPG	Eff
2015/16	San Antonio Spurs/USA: NBA	58	19.6	49.6	39.1	81.3	0.4	2.1	3.1	1.7	1.1	0.2	9.6	7.7
2015/16	San Antonio Spurs/USA: NBA	10	19.2	44.0	40.9	78.3	0.6	2.1	2.5	0.7	0.8	0.3	6.7	6.5

## NOCIONI ANDRÉS

**DOB:** 30/11/1979  
**Height:** 201cm / 6' 7"  
**Club(s) 2015-16:**  
 Real Madrid (ESP), ACB  
 @SoyElChapu



SF

### NATIONAL TEAM STATS

Year	Event	G	min	2PT%	3PT%	FT%	OR	DR	As	St	TO	BS	PPG	Eff
2015	Americas Championship	10	30.7	47.9	32.3	78.0	1.2	7.8	1.1	1.4	1.0	0.8	16.7	18.2
2014	Basketball World Cup	6	26.2	42.9	23.1	73.3	0.7	4.3	0.8	1.3	1.0	0.5	8.8	8.2
2012	Olympic Basketball Tournament	8	26.0	52.8	42.9	69.2	0.5	3.6	1.4	1.1	0.4	0.5	10.4	11.0
2011	Americas Championship	7	22.7	54.8	50.0	63.2	0.6	5.3	1.0	1.3	0.7	0.1	12.1	13.7
2008	Olympic Basketball Tournament	8	28.8	54.8	40.0	79.2	0.9	5.4	0.9	2.0	1.4	0.6	12.6	14.5

### CLUB STATS 2015-16

Season	Club (league or country)	G	min	2PT%	3PT%	FT%	OR	DR	As	St	TO	BS	PPG	Eff
2015/16	Real Madrid/Spain: ACB	25	15.0	48.6	52.3	84.6	0.1	2.3	0.4	0.8	0.2	0.3	7.8	7.6
2015/16	Real Madrid/Spain: ACB	11	14.0	42.9	40.0	78.6	0.0	2.9	0.1	0.7	0.5	0.3	5.9	5.8
2015/16	Real Madrid/EuroLeague	21	14.0	42.1	35.4	75.8	0.3	2.5	0.1	0.7	0.1	0.5	6.0	5.4
2015/16	Real Madrid/EuroLeague	3	12.7	66.7	16.7	100.0	0.0	1.7	0.3	0.0	0.0	0.0	4.3	3.8

## SCOLA LUÍS

**DOB:** 30/04/1980  
**Height:** 204cm / 6' 8"  
**Club(s) 2015-16:**  
 Toronto Raptors (CAN), NBA  
 @LScola4



PF

### NATIONAL TEAM STATS

Year	Event	G	min	2PT%	3PT%	FT%	OR	DR	As	St	TO	BS	PPG	Eff
2015	Americas Championship	10	32.4	57.3	12.5	59.5	3.4	6.7	2.7	2.8	1.0	0.9	21.1	23.2
2014	Basketball World Cup	6	32.5	47.5	60.0	66.7	2.2	6.3	2.3	1.8	0.5	0.2	19.5	19.2
2013	Americas Championship	10	31.4	52.1	23.1	67.7	0.8	6.1	3.1	2.1	0.6	0.9	18.8	18.3
2012	Olympic Basketball Tournament	8	30.0	53.8	0.0	62.7	1.6	3.0	2.8	1.4	0.6	0.5	18.0	16.5
2011	Americas Championship	10	29.2	56.5	0.0	76.9	1.9	4.4	1.7	1.9	0.7	0.6	21.4	20.9
2010	World Championship	9	35.9	56.7	50.0	79.7	2.8	5.1	1.2	3.0	0.9	0.2	27.1	24.9
2009	Americas Championship	10	31.2	52.8	50.0	76.3	2.7	4.1	2.6	2.2	0.8	0.4	23.3	22.1

### CLUB STATS 2015-16

Season	Club (league or country)	G	min	2PT%	3PT%	FT%	OR	DR	As	St	TO	BS	PPG	Eff
2015/16	Toronto Raptors/USA: NBA	76	21.5	46.7	40.4	72.6	1.1	3.6	0.9	0.9	0.6	0.4	8.7	8.9
2015/16	Toronto Raptors/USA: NBA	11	12.8	40.0	19.0	72.7	0.2	1.5	0.6	0.5	0.3	0.0	2.5	1.9

## CAMPAZZO FACUNDO

**DOB:** 23/03/1991  
**Height:** 181cm / 5' 11"  
**Club(s) 2015-16:**  
 UCAM Murcia (ESP), ACB  
 @facucampazzo  
 @facucampazzo



PG

### NATIONAL TEAM STATS

Year	Event	G	min	2PT%	3PT%	FT%	OR	DR	As	St	TO	BS	PPG	Eff
2015	Americas Championship	10	24.4	49.2	40.0	65.0	0.5	2.2	5.9	1.9	1.4	0.1	10.7	13.4
2014	Basketball World Cup	6	26.3	40.0	28.0	76.9	0.3	1.2	4.3	1.7	1.5	0.2	9.2	8.5
2013	Americas Championship	10	29.2	58.3	41.9	58.1	0.5	2.3	6.2	1.6	1.7	0.0	13.5	16.3
2012	Olympic Basketball Tournament	8	18.9	60.0	37.5	63.6	0.5	1.8	3.3	0.6	0.5	0.1	4.6	7.9

### CLUB STATS 2015-16

Season	Club (league or country)	G	min	2PT%	3PT%	FT%	OR	DR	As	St	TO	BS	PPG	Eff
2015/16	UCAM Murcia CB/Spain: ACB	34	26.2	44.1	31.5	77.6	0.2	2.6	5.3	2.4	2.0	0.2	11.8	7.9
2015/16	UCAM Murcia CB/Spain: ACB	3	29.3	52.9	47.8	78.9	0.3	3.3	5.7	3.0	2.7	0.0	22.0	19.4

## DELFINO CARLOS

**DOB:** 29/08/1982  
**Height:** 200cm / 6' 6"  
**Club(s) 2015-16:**  
 did not play  
 @cabezadelfino



SG

### NATIONAL TEAM STATS

Year	Event	G	min	2PT%	3PT%	FT%	OR	DR	As	St	TO	BS	PPG	Eff
2012	Olympic Basketball Tournament	8	31.6	62.5	35.2	65.2	0.3	3.5	1.6	1.0	0.9	0.1	15.3	13.4
2011	Americas Championship	9	29.2	55.6	33.3	70.6	0.2	4.8	2.1	1.3	1.8	0.1	12.6	13.7
2010	World Championship for Men	9	36.3	53.2	38.6	77.6	0.1	4.6	2.8	1.8	2.0	0.3	20.6	19.3
2008	Olympic Basketball Tournament	8	26.8	50.0	44.2	66.7	1.4	3.8	2.0	1.9	1.5	0.4	14.1	14.9
2007	Americas Championship	9	30.8	35.8	31.7	73.5	1.4	5.0	3.0	2.4	2.0	0.0	13.3	13.0
2006	World Championship	9	18.8	53.1	41.2	62.5	1.0	4.1	1.7	1.6	1.3	0.1	9.0	11.4
2004	Olympic Basketball Tournament	8	9.5	42.1	9.1	71.4	0.3	0.8	0.4	0.9	0.1	0.0	3.0	0.8



## DECK GABRIEL

DOB: 08/02/1995

Height: 197cm / 6' 5"

Club(s) 2015-16:  
Quimsa (ARG), Liga A

@gabriel\_deck

@gabrieldeck14



### NATIONAL TEAM STATS

Year	Event	G	min	2PT%	3PT%	FT%	OR	DR	As	St	TO	BS	PPG	Eff
2015	Americas Championship	7	12.3	68.4	100.0	75.0	1.1	1.3	0.3	0.3	0.1	0.1	4.6	6.3

### CLUB STATS 2015-16

Season	Club (league or country)	G	min	2PT%	3PT%	FT%	OR	DR	As	St	TO	BS	PPG	Eff
2015/16	Quimsa/Argentina: Liga A	31	26.9	57.3	40.4	81.1	1.2	3.0	1.5	1.1	0.7	0.2	10.8	11.2
2015/16	Quimsa/Argentina: Liga A	3	36.0	50.0	21.4	88.9	1.0	6.3	1.3	2.0	0.7	0.7	10.3	11.6
2015/16	Quimsa/Liga de las Américas	6	30.5	54.5	57.1	83.3	0.5	3.3	2.0	0.5	0.5	0.3	13.3	13.4

## DELIA MARCOS

DOB: 08/04/1992

Height: 209cm / 6' 10"

Club(s) 2015-16:  
Obras Basket (ARG), Liga A

@marcosdelia



### NATIONAL TEAM STATS

Year	Event	G	min	2PT%	3PT%	FT%	OR	DR	As	St	TO	BS	PPG	Eff
2015	Americas Championship	9	12.0	58.3	0.0	50.0	0.4	2.0	0.7	0.2	0.1	0.4	3.9	5.4
2014	Basketball World Cup	5	7.4	66.7	0.0	62.5	0.6	0.4	0.4	0.2	0.2	0.2	3.4	3.8
2013	Americas Championship	9	12.4	74.3	0.0	44.4	0.3	2.0	0.7	1.0	0.1	0.2	6.2	7.0

### CLUB STATS 2015-16

Season	Club (league or country)	G	min	2PT%	3PT%	FT%	OR	DR	As	St	TO	BS	PPG	Eff
2015/16	Obras Buenos Aires/ARG: Liga A	56	28.2	57.4	0.0	58.9	1.9	5.3	1.1	1.1	0.8	0.7	11.3	13.6
2015/16	Obras Buenos Aires/ARG: Liga A	3	30.7	65.4	0.0	50.0	2.3	5.3	0.7	1.7	0.3	0.7	13.0	16.0
2015/16	Obras Sanitarias/Liga Sudamer.	3	23.7	66.7	0.0	77.8	0.7	3.7	2.0	1.0	0.7	0.7	11.7	13.8

## GARINO PATRICIO

DOB: 17/05/1993

Height: 196cm / 6' 5"

Club(s) 2015-16:  
G. Washington University (USA), NCAA

@patitogarino

@patogarino



### NATIONAL TEAM STATS

Year	Event	G	min	2PT%	3PT%	FT%	OR	DR	As	St	TO	BS	PPG	Eff
2015	Americas Championship	10	25.6	64.5	42.1	92.9	0.7	1.8	1.5	1.0	1.2	0.7	7.7	10.3

### CLUB STATS 2015-16

Season	Club (league or country)	G	min	2PT%	3PT%	FT%	OR	DR	As	St	TO	BS	PPG	Eff
2015/16	G. Washington University/USA: NCAA	38	/	/	43.0	68.9	4.2	/	1.5	1.4	7.2	0.8	14.1	/

## LAPROVITTOLA NICOLAS

DOB: 31/01/1990

Height: 193cm / 6' 3"

Club(s) 2015-16:  
Estudiantes (ESP), ACB

@nicolapro7

@nicolapro7



### NATIONAL TEAM STATS

Year	Event	G	min	2PT%	3PT%	FT%	OR	DR	As	St	TO	BS	PPG	Eff
2015	Americas Championship	10	21.3	44.7	35.9	78.9	0.5	2.0	4.5	1.8	0.7	0.0	9.1	10.0
2014	Basketball World Cup	4	19.3	62.5	35.7	0.0	0.3	2.5	2.8	0.8	0.8	0.0	6.3	8.5
2013	Americas Championship	9	14.9	38.9	44.4	80.0	0.6	1.3	1.6	2.3	0.8	0.0	5.1	4.4

### CLUB STATS 2015-16

Season	Club (league or country)	G	min	2PT%	3PT%	FT%	OR	DR	As	St	TO	BS	PPG	Eff
2015/16	Lietuvos rytas /Lithuania: LKL	17	23.1	49.2	44.4	91.2	0.4	1.8	3.8	2.8	1.2	0.1	10.3	8.5
2015/16	Movistar Estudiantes/Spain: ACB	20	29.0	42.5	37.5	79.4	0.6	2.3	4.4	3.2	1.5	0.0	13.8	9.3
2015/16	Lietuvos Rytas Vilnius/EuroCup	10	27.4	52.6	26.9	76.0	0.7	3.6	5.5	3.0	1.6	0.0	12.1	9.7

## MAINOLDI LEO

DOB: 04/03/1985

Height: 204cm / 6' 8"

Club(s) 2015-16:  
Gimnasia Y Esgrima De Comodoro (ARG), Liga A

@cocomainoldi



### NATIONAL TEAM STATS

Year	Event	G	min	2PT%	3PT%	FT%	OR	DR	As	St	TO	BS	PPG	Eff
2015	Americas Women's Championship	6	25.3	55.9	40.0	78.6	0.7	2.3	1.8	1.3	1.0	0.2	13.0	12.7
2014	World Championship for Women	7	21.7	44.1	23.1	60.0	1.0	0.6	1.1	1.0	1.0	0.0	6.9	4.6
2013	Americas Championship for Women	6	24.0	30.6	33.3	70.8	1.2	0.8	2.5	1.8	0.5	0.0	10.0	5.5

### CLUB STATS 2015-16

Season	Club (league or country)	G	min	2PT%	3PT%	FT%	OR	DR	As	St	TO	BS	PPG	Eff
2015/16	GEGR-Indalo Comodoro/ARG: Liga A	52	29.0	55.1	39.2	81.7	0.6	4.8	1.2	0.9	0.6	0.3	12.1	12.2
2015/16	GEGR-Indalo Comodoro/ARG: Liga A	4	28.0	44.4	53.3	75.0	0.0	5.0	1.5	0.3	0.5	0.0	9.5	11.4
2015/16	GEGR-Indalo Comodoro/LDLA	3	32.3	66.7	40.0	0.0	1.3	6.7	4.0	1.0	0.3	0.3	11.3	16.2



## BRUSSINO NICOLAS

**DOB:** 02/03/1993

**Height:** 200cm / 6' 6"

**Club(s) 2015-16:**  
Penarol Mar de Plata  
(ARG), Liga A



### NATIONAL TEAM STATS

Year	Event	G	min	2PT%	3PT%	FT%	OR	DR	As	St	TO	BS	PPG	Eff
2015	Americas Championship	4	8.0	50.0	33.3	50.0	0.3	1.0	0.3	0.5	0.3	0.0	2.3	2.0

### CLUB STATS 2015-16

Season	Club (league or country)	G	min	2PT%	3PT%	FT%	OR	DR	As	St	TO	BS	PPG	Eff
2015/16	Penarol Mar de Plata/ARG: Liga A	55	28.2	56.5	40.0	71.4	0.8	4.7	3.1	2.1	1.4	0.4	14.7	13.9
2015/16	Penarol Mar de Plata/ARG: Liga A	4	25.8	43.5	31.8	88.9	0.5	4.5	2.8	1.8	2.3	0.3	12.3	10.9

## ACUÑA ROBERTO

**DOB:** 14/09/1990

**Height:** 208cm / 6' 9"

**Club(s) 2015-16:**  
Penarol De Mar  
Del Plata (ARG), Liga A



### NATIONAL TEAM STATS

Year	Event	G	min	2PT%	3PT%	FT%	OR	DR	As	St	TO	BS	PPG	Eff
------	-------	---	-----	------	------	-----	----	----	----	----	----	----	-----	-----

- First appearance at World level-

### CLUB STATS 2015-16

Season	Club (league or country)	G	min	2PT%	3PT%	FT%	OR	DR	As	St	TO	BS	PPG	Eff
2015/16	Penarol Mar de Plata/ARG: Liga A	58	16.3	60.3	0	71	1.6	2.4	0.4	0.6	0.9	0.6	8.5	/



# SPAIN

www.feb.es

@baloncestofeb

## FIBA RANKING

Men: **2**

Combined: **2**



HEAD COACH

## SERGIO SCARIOLO

Nationality: Italy

DOB: 01/04/1961

Coch of NT since: 2009-2012; 2015

Club team 2015-16: -

Achievements with NT:

EuroBasket Champion in 2009, 2011 and 2015

Assistant Coach:

Jaume Ponsarnau Goenaga & Jesus Vidorreta Gomez

## ROSTER

Name	Pos.	Height (cm. / ft.)	DOB	Club(s)
Abrines Alex	SF	198cm / 6' 5"	01/08/1993	Oklahoma City Thunder (USA), NBA
Calderon José Manuel	PG	191cm / 6' 3"	28/09/1981	LA Lakers (USA), NBA
Claver Victor	SF	206cm / 6' 9"	30/08/1988	FC Barcelona Lassa (ESP), ACB
Fernandez Rudy	SF	196cm / 6' 5"	04/04/1985	Real Madrid (ESP), ACB
Gasol Pau	C	215cm / 7' 0"	06/07/1980	San Antonio Spurs (ESP), NBA
Llull Sergio	G	190cm / 6' 2"	15/11/1987	Real Madrid (ESP), ACB
Mirotic Nikola	PF	208cm / 6' 9"	11/02/1991	Chicago Bulls (USA), NBA
Navarro Juan-Carlos	G	193cm / 6' 3"	13/06/1980	FC Barcelona Lassa (ESP), ACB
Reyes Felipe	PF	204cm / 6' 8"	16/03/1980	Real Madrid (ESP), ACB
Rodriguez Sergio	PG	191cm / 6' 3"	12/06/1986	Philadelphia 76ers (USA), NBA
Rubio Ricky	PG	193cm / 6' 3"	21/10/1990	Minnesota Timberwolves (USA), NBA
Hernangomez Willy	C	210cm / 6' 10"	27/05/1994	New York Knicks (USA), NBA

GROUP B



## OLYMPIC APPEARANCES

- 1936 (Berlin)
- 1960 (Rome)
- 1968 (Mexico City)
- 1972 (Munich)
- 1980 (Moscow)
- 1984 (Los Angeles)
- 1988 (Seoul)
- 1992 (Barcelona)
- 2000 (Sydney)
- 2004 (Athens)
- 2008 (Beijing)
- 2012 (London)

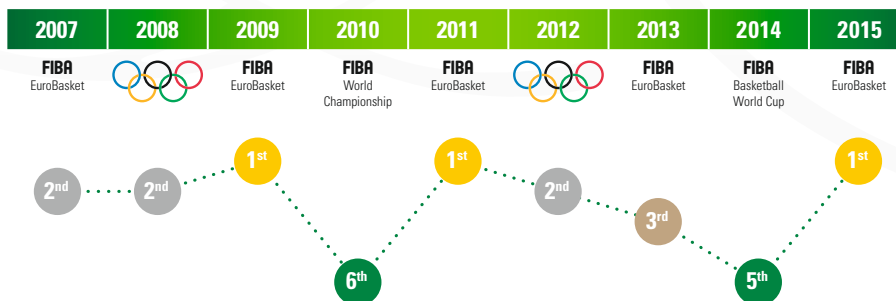
## MEDAL COUNT



## BEST RESULTS

SILVER MEDAL  
(1984, 2008 & 2012)

## NATIONAL TEAM HISTORY SINCE 2007



## HOW DID THEY QUALIFY?

EuroBasket 2015 Champion

5 Sep. 2015	vs SRB	70-80
6 Sep. 2015	vs TUR	104-77
8 Sep. 2015	vs ITA	98-105
9 Sep. 2015	vs ISL	99-73
10 Sep. 2015	vs GER	77-76
12 Sep. 2015	vs POL	80-66
15 Sep. 2015	vs GRE	73-71
17 Sep. 2015	vs FRA	80-75
20 Sep. 2015	vs LTU	80-63

## ACCUMULATED STATS AT EURObasket 2015

Name	G	Min	2PT%	3PT%	FT%	OR	DR	As	St	To	BS	PPG
P. Gasol	9	30.0	56.3	66.7	80.5	2.8	6.0	2.9	0.3	1.2	2.3	25.6
R. Fernandez	8	23.4	44.0	16.7	88.9	0.9	2.8	1.5	1.3	0.6	0.4	6.3
S. Rodriguez	9	24.9	54.3	34.5	90.0	0.1	2.2	4.3	0.7	1.8	0.0	9.9
W. Hernangomez	6	5.7	83.3	0.0	22.2	0.3	0.8	0.2	0.0	0.7	0.5	3.7
P. Ribas	9	24.3	40.0	53.8	0.0	0.3	1.4	2.2	0.7	0.2	0.1	6.0
F. Reyes	9	18.9	46.7	25.0	74.1	1.9	2.0	1.3	0.1	1.0	0.3	7.2
V. Claver	7	13.7	45.5	37.5	100.0	1.9	3.0	0.6	0.4	0.7	0.3	3.9
F. San Emeterio	7	16.1	58.3	30.0	66.7	0.4	0.9	2.0	0.1	0.6	0.0	3.6
S. Llull	9	28.8	44.7	29.7	85.7	0.1	2.1	4.4	0.2	1.3	0.0	9.4
P. Aguilar	4	2.5	0.0	0.0	0.0	0.0	0.3	0.3	0.0	0.0	0.0	0.0
N. Mirotic	9	24.6	66.7	35.5	80.6	0.9	4.0	1.4	0.6	1.1	0.2	12.7
G. Vives	5	5.0	0.0	0.0	0.0	0.0	0.6	0.6	0.4	1.0	0.2	0.0
<b>Team-Coach</b>	<b>9</b>	<b>0.0</b>	<b>0.0</b>	<b>0.0</b>	<b>0.0</b>	<b>1.4</b>	<b>2.2</b>	<b>0.0</b>	<b>0.0</b>	<b>0.7</b>	<b>0.0</b>	<b>0.0</b>
<b>Totals</b>	<b>9</b>	<b>203.1</b>	<b>53.7</b>	<b>35.6</b>	<b>79.4</b>	<b>10.3</b>	<b>26.4</b>	<b>20.6</b>	<b>4.3</b>	<b>9.9</b>	<b>4.0</b>	<b>84.6</b>

## GASOL PAU

**DOB:** 06/07/1980  
**Height:** 215cm / 7' 0"  
**Club(s) 2015-16:**  
 Chicago Bulls  
 (USA), NBA  
 @paugasol  
 @Paugasol



### NATIONAL TEAM STATS

Year	Event	G	min	2PT%	3PT%	FT%	OR	DR	As	St	TO	BS	PPG	Eff
2015	Eurobasket	9	30.0	56.3	66.7	80.5	2.8	6.0	2.9	1.2	0.3	2.3	25.6	30.6
2014	Basketball World Cup	7	26.6	68.9	27.3	78.4	2.0	3.9	1.4	2.7	0.4	2.3	20.0	21.7
2012	Olympic Basketball Tournament	8	28.4	61.9	31.3	77.3	1.6	6.0	2.9	1.8	0.4	1.1	19.1	22.8
2011	Eurobasket	10	26.2	52.9	63.6	80.6	2.5	5.8	1.7	1.1	1.1	1.7	20.1	24.5
2009	Eurobasket	9	25.7	66.3	44.4	55.7	2.2	6.1	1.2	1.9	0.1	2.2	18.7	21.7
2008	Olympic Basketball Tournament	8	27.5	68.1	0.0	61.7	2.9	4.1	1.8	2.9	0.6	1.1	19.6	20.8
2007	Eurobasket	9	27.7	62.1	62.5	70.8	2.3	4.7	2.2	2.2	1.0	1.8	18.8	22.4
2006	World Championship	8	26.5	65.0	0.0	66.7	2.5	6.9	1.4	1.1	0.6	2.4	21.3	26.6

### CLUB STATS 2015-16

Season	Club (league or country)	G	min	2PT%	3PT%	FT%	OR	DR	As	St	TO	BS	PPG	Eff
2015/16	Chicago Bulls/USA: NBA	72	31.8	47.8	34.8	79.2	2.2	8.8	4.1	2.3	0.6	2.0	16.5	19.4

## NAVARRO JUAN-CARLOS

**DOB:** 13/06/1980  
**Height:** 191cm / 6' 3"  
**Club(s) 2015-16:**  
 FC Barcelona Lassa  
 (ESP), ACB  
 @j\_c\_navarro1



### NATIONAL TEAM STATS

Year	Event	G	min	2PT%	3PT%	FT%	OR	DR	As	St	TO	BS	PPG	Eff
2014	Basketball World Cup	7	22.0	56.5	35.5	73.3	0.3	1.6	2.4	0.4	0.1	0.0	10.0	9.1
2012	Olympic Basketball Tournament	6	24.3	31.0	37.0	76.0	0.8	2.7	2.3	1.3	0.3	0.0	11.2	8.8
2011	Eurobasket	11	27.1	47.8	44.7	90.5	0.2	1.3	3.0	1.5	0.6	0.0	18.7	14.8
2010	World Championship	8	24.4	45.5	43.5	87.5	0.3	1.0	3.0	1.9	0.9	0.0	16.9	13.3
2009	Eurobasket	9	27.8	42.1	38.2	82.8	0.6	1.3	2.6	1.4	1.3	0.0	13.2	10.8

### CLUB STATS 2015-16

Season	Club (league or country)	G	min	2PT%	3PT%	FT%	OR	DR	As	St	TO	BS	PPG	Eff
2015/16	FC Barcelona Lassa/Spain: ACB	21	17.9	47.3	38.1	91.7	0.1	1.1	1.9	1.1	0.5	0.0	8.1	5.4
2015/16	FC Barcelona Lassa/Spain: ACB	10	19.4	35.3	28.2	85.0	0.0	1.4	2.8	1.0	0.6	0.0	7.4	3.7
2015/16	FC Barcelona Lassa/EuroLeague	21	19.5	40.4	33.3	87.8	0.1	0.7	2.0	1.3	0.5	0.0	8.3	4.3
2015/16	FC Barcelona Lassa/EuroLeague	5	23.8	57.1	30.0	100.0	0.0	1.6	3.4	1.4	0.6	0.0	12.0	8.1

## CALDERON JOSÉ

**DOB:** 28/09/1981  
**Height:** 190cm / 6' 2"  
**Club(s) 2015-16:**  
 New York Knicks  
 (USA), NBA  
 @JmCalderon



### NATIONAL TEAM STATS

Year	Event	G	min	2PT%	3PT%	FT%	OR	DR	As	St	TO	BS	PPG	Eff
2014	Basketball World Cup	7	14.9	75.0	33.3	100.0	0.1	1.3	0.7	0.9	0.3	0.0	4.9	4.0
2013	Eurobasket	11	21.5	40.7	45.7	100.0	0.2	1.4	2.4	1.0	0.5	0.0	8.2	7.8
2012	Olympic Basketball Tournament	8	22.1	55.6	33.3	75.0	0.3	1.9	2.5	1.1	0.8	0.0	7.0	7.8
2011	Eurobasket	11	19.4	56.7	32.3	50.0	0.8	2.4	2.7	1.2	1.6	0.0	5.9	9.1
2008	Olympic Basketball Tournament	6	20.5	47.4	33.3	100.0	0.7	2.3	1.2	1.3	0.5	0.3	7.3	7.0
2007	Eurobasket	9	24.9	61.8	50.0	75.0	0.3	1.8	2.6	1.7	1.2	0.0	12.3	12.6
2006	World Championship	9	20.4	69.2	28.6	81.0	0.7	1.3	3.2	0.8	1.9	0.0	7.2	11.1
2005	Eurobasket	6	31.7	50.0	31.8	70.0	0.3	1.7	2.3	1.5	0.5	0.0	10.5	8.0

### CLUB STATS 2015-16

Season	Club (league or country)	G	min	2PT%	3PT%	FT%	OR	DR	As	St	TO	BS	PPG	Eff
2015/16	New York Knicks/USA: NBA	72	28.1	49.6	41.4	87.5	0.3	2.9	4.1	1.2	0.9	0.1	7.6	7.3

## MIROTIC NIKOLA

**DOB:** 11/02/1991  
**Height:** 207cm / 6' 9"  
**Club(s) 2015-16:**  
 Chicago Bulls (USA), NBA  
 @threekola  
 @threekola



### NATIONAL TEAM STATS

Year	Event	G	min	2PT%	3PT%	FT%	OR	DR	As	St	TO	BS	PPG	Eff
2015	Eurobasket	9	24.6	66.7	35.5	80.6	0.9	4.0	1.4	1.1	0.6	0.2	12.7	14.2

### CLUB STATS 2015-16

Season	Club (league or country)	G	min	2PT%	3PT%	FT%	OR	DR	As	St	TO	BS	PPG	Eff
2015/16	Chicago Bulls/USA: NBA	66	25.0	43.0	39.0	80.7	0.9	4.6	1.5	1.5	0.9	0.7	11.8	11.3

## FERNANDEZ RUDY

**DOB:** 04/04/1985  
**Height:** 196cm / 6' 5"  
**Club(s) 2015-16:**  
 Real Madrid (ESP), ACB  
 @rudy5fernandez  
 @rudy5fernandez



### NATIONAL TEAM STATS

Year	Event	G	min	2PT%	3PT%	FT%	OR	DR	As	St	TO	BS	PPG	Eff
2015	Eurobasket	8	23.4	44.0	16.7	88.9	0.9	2.8	1.5	0.6	1.3	0.4	6.3	7.9
2014	Basketball World Cup	7	21.7	53.3	44.0	91.7	0.6	1.7	2.6	0.1	1.4	0.1	8.6	11.7
2013	Eurobasket	11	23.8	52.6	43.6	84.0	1.5	2.5	1.9	1.0	1.0	0.6	12.0	13.7
2012	Olympic Basketball Tournament	8	26.9	57.9	35.3	70.4	0.5	3.5	2.9	1.1	0.9	0.4	9.6	11.9
2011	Eurobasket	11	25.4	70.7	25.7	62.5	1.5	1.8	3.0	1.0	1.5	0.2	8.2	11.5

### CLUB STATS 2015-16

Season	Club (league or country)	G	min	2PT%	3PT%	FT%	OR	DR	As	St	TO	BS	PPG	Eff
2015/16	Real Madrid/Spain: ACB	16	22.2	41.7	45.2	85.0	0.3	2.1	1.9	0.9	1.0	0.1	9.1	7.7
2015/16	Real Madrid/Spain: ACB	8	23.3	52.9	44.2	91.7	1.0	3.3	1.8	0.9	0.8	0.1	10.8	11.1
2015/16	Real Madrid/EuroLeague	11	22.9	50.0	32.4	79.2	0.8	1.6	1.9	1.7	0.5	0.2	7.7	6.2
2015/16	Real Madrid/EuroLeague	3	21.3	37.5	26.3	0.0	0.3	1.7	2.0	1.0	0.0	0.0	7.0	2.3



## LLULL SERGIO

**DOB:** 15/11/1987

**Height:** 190cm / 6' 2"

**Club(s) 2015-16:**  
Real Madrid (ESP), ACB

**@23Llull**

**@23llull**



**G**

### NATIONAL TEAM STATS

Year	Event	G	min	2PT%	3PT%	FT%	OR	DR	As	St	TO	BS	PPG	Eff
2015	Eurobasket	9	28.8	44.7	29.7	85.7	0.1	2.1	4.4	1.3	0.2	0.0	9.4	9.4
2014	Basketball World Cup	7	20.4	64.7	21.7	28.6	0.0	1.6	1.0	0.7	0.0	0.3	5.6	3.6
2013	Eurobasket	10	18.8	42.9	43.8	80.0	0.2	1.2	1.4	1.1	0.6	0.0	6.8	5.9
2012	Olympic Basketball Tournament	8	19.6	42.9	31.6	66.7	0.4	1.4	1.6	1.4	0.1	0.1	5.5	4.1
2011	Eurobasket	11	14.8	42.1	21.4	75.0	0.1	0.5	2.0	1.0	0.7	0.0	2.8	2.9

### CLUB STATS 2015-16

Season	Club (league or country)	G	min	2PT%	3PT%	FT%	OR	DR	As	St	TO	BS	PPG	Eff
2015/16	Real Madrid/Spain: ACB	31	24.1	54.4	32.8	76.7	0.2	1.6	4.8	1.5	0.6	0.0	10.3	7.0
2015/16	Real Madrid/Spain: ACB	11	27.5	63.3	36.4	88.9	0.6	2.3	5.0	1.8	0.9	0.0	17.1	14.1
2015/16	Real Madrid/EuroLeague	21	27.4	42.3	37.4	81.3	0.3	1.6	4.9	1.5	0.7	0.2	13.5	8.6
2015/16	Real Madrid/EuroLeague	3	28.7	45.5	16.7	75.0	0.3	1.0	3.0	1.0	0.7	0.0	8.3	2.9

## ABRINES ALEX

**DOB:** 01/08/1993

**Height:** 198cm / 6' 5"

**Club(s) 2015-16:**  
FC Barcelona (ESP), ACB

**@alexabrines**

**@alexabrines**



**SF**

### NATIONAL TEAM STATS

Year	Event	G	min	2PT%	3PT%	FT%	OR	DR	As	St	TO	BS	PPG	Eff
2014	Basketball World Cup	6	5.0	80.0	25.0	100.0	0.3	0.0	0.0	0.0	0.3	0.0	2.8	2.3

### CLUB STATS 2015-16

Season	Club (league or country)	G	min	2PT%	3PT%	FT%	OR	DR	As	St	TO	BS	PPG	Eff
2015/16	FC Barcelona Lassa/Spain: ACB	27	20.0	63.2	45.0	90.0	0.6	1.6	1.3	0.7	0.9	0.2	9.9	8.9
2015/16	FC Barcelona Lassa/Spain: ACB	10	17.9	53.6	23.7	57.1	0.8	2.0	0.6	0.5	0.7	0.1	6.1	4.5
2015/16	FC Barcelona Lassa/EuroLeague	20	18.2	52.0	41.8	84.1	0.5	1.4	0.9	0.6	0.6	0.2	8.6	7.1
2015/16	FC Barcelona Lassa/EuroLeague	5	23.0	62.5	41.4	75.0	1.0	2.4	0.4	0.2	0.2	0.0	11.8	10.5

## CLAVER VICTOR

**DOB:** 30/08/1988

**Height:** 207cm / 6' 9"

**Club(s) 2015-16:**  
Lokomotiv Kuban (RUS), VTB United League

**@Victor\_Claver**

**@victorclaver**



**F**

### NATIONAL TEAM STATS

Year	Event	G	min	2PT%	3PT%	FT%	OR	DR	As	St	TO	BS	PPG	Eff
2015	Eurobasket	7	13.7	45.5	37.5	100.0	1.9	3.0	0.6	0.7	0.4	0.3	3.9	7.7
2014	Basketball World Cup	6	6.8	50.0	25.0	75.0	0.5	1.0	0.2	0.8	0.5	0.2	2.3	2.5
2013	Eurobasket	11	20.4	45.2	31.8	69.2	1.9	3.2	0.8	0.9	0.4	0.7	6.1	8.5
2012	Olympic Basketball Tournament	5	5.0	0.0	25.0	0.0	0.2	1.2	0.2	0.4	0.2	0.2	0.6	0.8
2011	Eurobasket	7	4.7	50.0	33.3	100.0	0.0	0.6	0.0	0.6	0.0	0.1	2.0	1.1

### CLUB STATS 2015-16

Season	Club (league or country)	G	min	2PT%	3PT%	FT%	OR	DR	As	St	TO	BS	PPG	Eff
2015/16	Lokomotiv Kuban/EuroLeague	24	27.5	60.0	42.5	78.6	1.8	4.3	1.5	1.3	0.9	0.5	10.5	12.8
2015/16	Lokomotiv Kuban/EuroLeague	7	25.6	42.9	25.0	75.0	1.7	3.4	2.1	0.3	0.4	0.4	5.6	7.2
2015/16	Lokomotiv Kuban/VTB United League	28	26.4	51.3	34.8	62.0	1.7	4.8	1.4	1.5	0.9	1.0	10.9	11.5
2015/16	Lokomotiv Kuban/VTB United League	3	23.7	62.5	28.6	71.4	2.0	3.3	3.7	0.7	0.3	0.3	10.3	12.6

## RODRIGUEZ SERGIO

**DOB:** 12/06/1986

**Height:** 191cm / 6' 3"

**Club(s) 2015-16:**  
Real Madrid (ESP), ACB

**@SergioRodriguez**

**@sergiorodriguezoficial**



**PG**

### NATIONAL TEAM STATS

Year	Event	G	min	2PT%	3PT%	FT%	OR	DR	As	St	TO	BS	PPG	Eff
2015	Eurobasket	9	24.9	54.3	34.5	90.0	0.1	2.2	4.3	1.8	0.7	0.0	9.9	10.9
2014	Basketball World Cup	7	14.6	52.9	25.0	66.7	0.3	1.1	1.7	1.4	0.6	0.0	4.4	4.0
2013	Eurobasket	11	18.8	46.0	43.2	77.8	0.2	2.6	3.2	1.1	0.9	0.1	9.8	11.0
2012	Olympic Basketball Tournament	8	12.4	37.5	25.0	100.0	0.1	1.3	2.8	0.9	0.5	0.0	2.8	4.5
2007	Eurobasket	7	7.4	25.0	0.0	50.0	0.3	0.3	1.1	1.0	1.0	0.1	0.4	0.3

### CLUB STATS 2015-16

Season	Club (league or country)	G	min	2PT%	3PT%	FT%	OR	DR	As	St	TO	BS	PPG	Eff
2015/16	Real Madrid/Spain: ACB	31	24.5	59.8	40.5	89.5	0.2	1.8	6.1	2.5	0.8	0.0	12.1	10.0
2015/16	Real Madrid/Spain: ACB	11	24.5	51.2	26.7	81.8	0.1	1.9	5.3	2.5	1.0	0.0	7.9	5.3
2015/16	Real Madrid/EuroLeague	24	24.0	50.0	38.3	75.0	0.3	2.0	6.7	2.1	0.7	0.1	10.5	7.8
2015/16	Real Madrid/EuroLeague	3	22.7	46.7	66.7	66.7	1.0	1.0	2.0	2.3	1.0	0.0	14.0	11.6

## RUBIO RICKY

**DOB:** 21/10/1990

**Height:** 193cm / 6' 3"

**Club(s) 2015-16:**  
Minnesota Timberwolves (USA), NBA

**@rickyrubio9**

**@Ruuufio**



**PG**

### NATIONAL TEAM STATS

Year	Event	G	min	2PT%	3PT%	FT%	OR	DR	As	St	TO	BS	PPG	Eff
2014	Basketball World Cup	7	20.9	38.5	0.0	75.0	1.0	3.4	5.1	2.1	3.6	0.3	5.4	12.9
2013	Eurobasket	11	20.7	46.6	44.4	76.5	0.5	2.3	3.4	1.4	1.4	0.1	7.2	9.8
2011	Eurobasket	11	15.5	40.0	6.7	100.0	0.5	2.0	2.1	0.8	1.4	0.0	1.5	4.5
2010	World Championship	9	25.1	36.7	11.8	85.7	0.6	2.6	5.1	2.1	1.4	0.1	4.4	8.1
2009	Eurobasket	9	22.7	48.0	28.6	64.7	0.6	1.7	3.9	1.9	1.4	0.1	5.9	7.9
2008	Olympic Basketball Tournament	8	18.5	35.0	16.7	78.3	1.4	2.6	3.0	2.0	2.1	0.1	4.8	8.5

### CLUB STATS 2015-16

Season	Club (league or country)	G	min	2PT%	3PT%	FT%	OR	DR	As	St	TO	BS	PPG	Eff
2015/16	Minnesota Timberwolves/USA: NBA	76	30.5	39.6	32.6	84.7	0.5	3.8	8.6	2.6	2.1	0.1	10.1	9.0

## HERNANGOMEZ WILLY

**DOB:** 27/05/1994

**Height:** 209cm / 6' 10"

**Club(s) 2015-16:**  
Real Madrid  
(ESP), ACB

[@willyhg94](#)

[@willyhernangomez](#)



### NATIONAL TEAM STATS

Year	Event	G	min	2PT%	3PT%	FT%	OR	DR	As	St	TO	BS	PPG	Eff
2015	Eurobasket	6	5.7	83.3	0.0	22.2	0.3	0.8	0.2	0.7	0.0	0.5	3.7	3.3

### CLUB STATS 2015-16

Season	Club (league or country)	G	min	2PT%	3PT%	FT%	OR	DR	As	St	TO	BS	PPG	Eff
2015/16	Real Madrid/Spain: ACB	26	12.6	66.7	0.0	74.5	1.5	2.4	0.4	0.9	0.5	0.6	6.6	8.7
2015/16	Real Madrid/Spain: ACB	8	7.1	55.6	0.0	60.0	0.6	0.8	0.5	0.3	0.4	0.3	2.9	3.1
2015/16	Real Madrid/EuroLeague	13	10.9	66.7	0.0	44.4	1.2	2.2	0.3	0.7	0.2	0.6	4.3	6.3
2015/16	Real Madrid/EuroLeague	1	17.0	33.3	0.0	100.0	1.0	3.0	0.0	1.0	0.0	0.0	4.0	5.0

## REYES FELIPE

**DOB:** 16/03/1980

**Height:** 206cm / 6' 9"

**Club(s) 2015-16:**  
Real Madrid (ESP), ACB

[@9FelipeReyes](#)

[@felipereyesoficial](#)



### NATIONAL TEAM STATS

Year	Event	G	min	2PT%	3PT%	FT%	OR	DR	As	St	TO	BS	PPG	Eff
2015	Eurobasket	9	18.9	46.7	25.0	74.1	1.9	2.0	1.3	1.0	0.1	0.3	7.2	8.1
2014	Basketball World Cup	5	9.4	37.5	0.0	70.0	1.0	2.8	0.8	0.4	0.6	0.2	3.8	5.8
2012	Olympic Basketball Tournament	8	9.9	30.0	0.0	75.0	1.5	2.0	0.3	0.8	0.0	0.3	3.4	4.1
2011	Eurobasket	11	9.7	56.1	0.0	60.0	1.1	1.7	0.9	0.6	0.2	0.1	5.0	6.1
2010	World Championship	9	17.3	43.5	33.3	57.1	1.3	4.6	0.7	1.3	0.9	0.1	6.4	8.3

### CLUB STATS 2015-16

Season	Club (league or country)	G	min	2PT%	3PT%	FT%	OR	DR	As	St	TO	BS	PPG	Eff
2015/16	Real Madrid/Spain: ACB	31	16.6	52.3	22.2	82.5	2.1	2.7	1.1	1.4	0.7	0.1	9.5	10.5
2015/16	Real Madrid/Spain: ACB	11	14.5	56.9	0.0	81.4	1.5	1.4	0.7	1.0	0.9	0.1	9.2	9.0
2015/16	Real Madrid/EuroLeague	23	19.3	52.6	44.0	82.5	2.5	3.5	1.0	1.4	0.6	0.2	11.2	13.1
2015/16	Real Madrid/EuroLeague	3	16.7	53.8	25.0	87.5	2.0	3.0	0.0	2.0	0.3	0.0	8.0	9.1



# BRAZIL

cbb.com.br

@CBB\_basquete

## FIBA RANKING

Men: 9

Combined: 8



HEAD COACH

## RUBEN MAGNANO

Nationality: Argentina

DOB: 23/03/1954

Coach of NT since: 2010

Club team 2015-16: -

**Achievements with NT:** 9<sup>th</sup> at 2010 FIBA World Championship; Silver Medal at 2011 FIBA Americas Championship; 5<sup>th</sup> at 2012 Olympic Games

**Assistant Coaches:**

Jose Alves Neto & Gustavo De Conti

## ROSTER

Name	Pos.	Height (cm. / ft.)	DOB	Club(s)
Barbosa Leandro	SG	194cm / 6' 4"	28/11/1982	Phoenix Suns (USA), NBA
Benite Vitor	SG	190cm / 6' 2"	20/02/1990	UCAM Murcia (ESP), ACB
Garcia Alex	SF	192cm / 6' 3"	04/03/1980	Bauru (BRA), NBB
Giovannoni Guilherme	PF	204cm / 6' 8"	02/06/1980	Uniceub BRB Brasilia (BRA), NBB
Hettsheimeir Rafael	PF	208cm / 6' 9"	16/06/1986	Bauru (BRA), NBB
Hilario Nene	C	211cm / 6' 11"	13/09/1982	Houston Rockets (USA), NBA
Huertas Marcelinho	PG	191cm / 6' 3"	25/05/1983	LA Lakers (USA), NBA
Lima Augusto	C	206cm / 6' 9"	17/09/1991	Real Madrid (ESP), ACB
Luz Rafael	PG	188cm / 6' 2"	11/02/1992	Laboral Kutxa Vitoria (ESP), ACB
Marquinhos Marcus Vinicius	SF	207cm / 6' 9"	31/05/1984	Flamengo (BRA), NBB
Neto Raulzinho	PG	192cm / 6' 3"	19/05/1992	Utah Jazz (USA), NBA
Felicio Cristiano	C	208cm / 6' 9"	07/07/1992	Chicago Bulls (USA), NBA

GROUP B



## OLYMPIC APPEARANCES

1936 (Berlin)  
 1948 (London)  
 1952 (Helsinki)  
 1956 (Melbourne)  
 1960 (Rome)  
 1964 (Tokyo)  
 1968 (Mexico City)  
 1972 (Munich)  
 1980 (Moscow)  
 1984 (Los Angeles)  
 1988 (Seoul)  
 1992 (Barcelona)  
 1996 (Atlanta)  
 2012 (London)

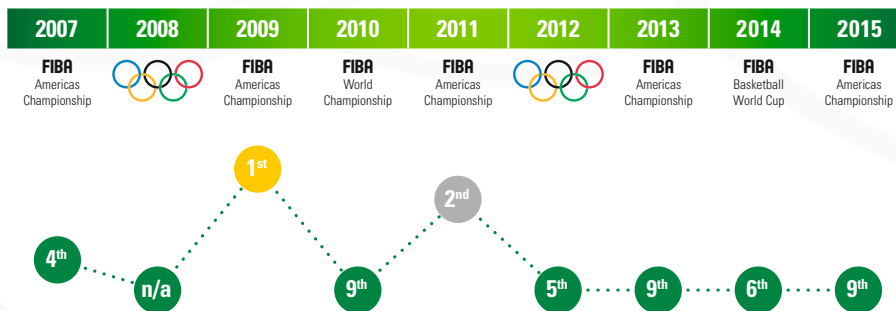
## MEDAL COUNT



## BEST RESULTS

BRONZE MEDAL (1948, 1960 & 1964)

## NATIONAL TEAM HISTORY SINCE 2007



## HOW DID THEY QUALIFY?

### HOST

9<sup>th</sup> place at 2015 FIBA Americas Championship

31 Aug. 2015	vs URU	57-71
1 Sep. 2015	vs DOM	71-65
2 Sep. 2015	vs MEX	58-65
4 Sep. 2015	vs PAN	72-89

## ACCUMULATED STATS AT 2015 FIBA AMERICAS CHAMPIONSHIP

Name	G	Min	2PT%	3PT%	FT%	OR	DR	As	St	To	BS	PPG
R. Fischer	4	18.0	33.3	22.2	87.5	1.3	1.0	2.8	0.8	1.5	0.0	4.3
R. Luz	4	22.5	33.3	0.0	33.3	0.5	1.5	3.8	0.8	2.8	0.3	2.3
A. Lima	4	19.3	45.8	0.0	57.1	3.0	3.3	0.8	1.0	1.0	1.3	6.5
V. Benite	4	34.3	32.4	32.0	76.2	1.5	3.3	2.0	1.5	0.5	0.0	16.0
L. Simoes Meindl	4	14.5	44.4	20.0	50.0	0.5	0.5	1.3	0.5	1.5	0.0	3.5
C. Rodriguez Do Nacimiento	4	12.3	20.0	16.7	66.7	1.3	1.8	0.5	0.3	0.8	0.0	2.3
M. Rafael	4	12.3	42.9	0.0	50.0	0.8	2.3	0.3	0.0	0.5	0.5	2.3
G. Giovannoni	4	19.3	66.7	27.3	100.0	0.5	2.3	1.8	0.3	0.3	0.3	5.8
J. Lopes Batista	4	16.8	42.9	0.0	66.7	2.3	3.5	0.8	0.3	1.5	0.0	7.5
V. Marquinhos	4	29.8	66.7	21.1	79.2	1.0	4.3	1.5	1.3	3.3	0.3	13.8
M. Toledo	1	3.0	100.0	0.0	0.0	1.0	1.0	0.0	0.0	2.0	0.0	2.0
<b>Team-Coach</b>	<b>4</b>	<b>0.0</b>	<b>0.0</b>	<b>0.0</b>	<b>0.0</b>	<b>0.5</b>	<b>2.3</b>	<b>0.0</b>	<b>0.0</b>	<b>1.8</b>	<b>0.0</b>	<b>0.0</b>
<b>Totals</b>	<b>4</b>	<b>199.5</b>	<b>42.9</b>	<b>22.1</b>	<b>70.8</b>	<b>13.3</b>	<b>26.0</b>	<b>15.3</b>	<b>6.5</b>	<b>15.8</b>	<b>2.5</b>	<b>64.5</b>

## BARBOSA LEANDRO

**DOB:** 28/11/1982  
**Height:** 194cm / 6' 4"  
**Club(s) 2015-16:**  
 Golden State Warriors (USA), NBA  
 @TheBlurBarbosa



### NATIONAL TEAM STATS

Year	Event	G	min	2PT%	3PT%	FT%	OR	DR	As	St	TO	BS	PPG	Eff
2014	Basketball World Cup	7	24.0	53.5	42.9	71.4	0.4	0.7	1.1	0.7	1.6	0.1	11.9	10.0
2012	Olympic Basketball Tournament	6	25.5	54.3	40.0	68.8	0.3	1.8	0.3	1.8	0.5	0.2	16.2	10.2
2010	Olympic Basketball Tournament	6	29.0	52.9	33.3	81.3	0.2	2.8	1.5	1.8	2.0	0.0	16.2	13.0
2009	Americas Championship	8	32.9	71.1	29.5	68.8	0.5	1.8	1.9	2.1	1.1	0.0	21.1	16.4
2007	Americas Championship	10	32.0	49.0	37.7	79.7	0.4	1.1	2.8	2.3	1.0	0.1	21.8	14.7
2006	World Championship	5	29.4	55.3	17.6	51.7	0.2	0.8	2.8	3.0	1.8	0.0	13.2	6.8
2005	Americas Championship	9	35.4	51.5	42.6	75.8	1.8	2.9	4.2	2.7	2.2	0.1	21.2	20.3

### CLUB STATS 2015-16

Season	Club (league or country)	G	min	2PT%	3PT%	FT%	OR	DR	As	St	TO	BS	PPG	Eff
2015/16	Golden State Warriors/USA: NBA	68	16.0	51.0	35.1	83.9	0.4	1.3	1.2	0.8	0.6	0.1	6.4	5.0
2015/16	Golden State Warriors/USA: NBA	23	11.1	66.7	39.3	76.2	0.5	0.7	0.7	0.5	0.5	0.0	5.6	5.0

## GARCIA ALEX

**DOB:** 04/03/1980  
**Height:** 190cm / 6' 2"  
**Club(s) 2015-16:**  
 Bauru (BRA), NBB  
 @braboalex10



### NATIONAL TEAM STATS

Year	Event	G	min	2PT%	3PT%	FT%	OR	DR	As	St	TO	BS	PPG	Eff
2014	Basketball World Cup	7	19.0	60.9	43.8	100.0	0.4	1.6	1.0	0.7	1.1	0.1	7.7	8.7
2013	Americas Championship	4	26.8	55.0	25.0	75.0	0.5	1.8	1.0	1.5	0.5	0.0	8.5	6.5
2012	Olympic Basketball Tournament	6	23.3	31.8	28.6	66.7	0.2	2.2	1.5	1.0	1.2	0.0	4.0	4.3
2011	Americas Championship	10	28.1	52.1	23.1	75.0	0.8	2.6	1.6	1.1	1.0	0.2	8.6	8.8
2010	World Championship	6	26.8	63.6	28.6	71.4	1.0	2.3	1.7	0.5	1.8	0.2	8.3	11.2
2009	Americas Championship	10	27.2	50.0	37.9	63.2	0.5	2.5	2.6	1.1	0.7	0.2	8.1	9.2

### CLUB STATS 2015-16

Season	Club (league or country)	G	min	2PT%	3PT%	FT%	OR	DR	As	St	TO	BS	PPG	Eff
2015/16	Bauru/Brasil: NBB	27	29.8	61.9	31.5	80.4	0.4	4.4	4.3	3.2	1.1	0.2	12.9	12.2
2015/16	Bauru/Brasil: NBB	12	31.2	59.7	30.8	78.3	0.6	4.8	4.5	4.8	1.1	0.4	15.1	13.6
2015/16	Bauru/Liga de las Américas	54	29.8	47.1	34.8	88.9	1.3	4.0	3.0	1.7	0.8	0.7	12.0	11.6

## GIOVANNONI GUILHERME

**DOB:** 02/06/1980  
**Height:** 204cm / 6' 8"  
**Club(s) 2015-16:**  
 Uniceub BRB Brasília (BRA), NBB  
 @giovannoni12



### NATIONAL TEAM STATS

Year	Event	G	min	2PT%	3PT%	FT%	OR	DR	As	St	TO	BS	PPG	Eff
2015	Americas Championship	4	19.3	66.7	27.3	100.0	0.5	2.3	1.8	0.3	0.3	0.3	5.8	7.8
2014	Basketball World Cup	6	9.0	80.0	44.4	75.0	0.3	1.0	0.3	0.0	0.0	0.0	3.8	4.3
2013	Americas Championship	4	30.5	44.0	31.8	90.9	1.5	6.0	0.5	0.8	0.3	0.0	13.3	13.3
2012	Olympic Basketball Tournament	6	14.3	46.2	38.5	75.0	0.3	1.7	0.8	0.0	0.3	0.0	5.0	5.5
2011	Americas Championship	10	27.8	60.0	46.2	69.2	0.9	4.4	1.6	0.9	1.2	0.2	11.1	14.4
2010	World Championship	6	19.7	64.3	41.2	83.3	1.0	1.5	0.7	0.3	0.0	0.2	7.3	7.7
2009	Americas Championship	10	16.1	43.3	45.5	83.3	1.4	2.5	1.0	0.8	0.2	0.0	6.6	7.8
2007	Americas Championship	7	14.3	47.4	41.7	80.0	0.6	1.3	1.7	0.7	0.9	0.0	6.4	7.3

### CLUB STATS 2015-16

Season	Club (league or country)	G	min	2PT%	3PT%	FT%	OR	DR	As	St	TO	BS	PPG	Eff
2015/16	UniCEUB BRB/Liga de las Américas	3	28.3	45.9	28.6	92.3	1.0	6.0	3.0	1.7	1.0	0.0	17.3	16.4

## HILARIO NENE

**DOB:** 13/09/1982  
**Height:** 211cm / 6' 11"  
**Club(s) 2015-16:**  
 Washington Wizards (USA), NBA  
 @NeneHilario42



### NATIONAL TEAM STATS

Year	Event	G	min	2PT%	3PT%	FT%	OR	DR	As	St	TO	BS	PPG	Eff
2014	Basketball World Cup	7	18.7	43.2	0.0	59.1	1.4	2.7	1.3	0.6	0.7	1.0	6.4	8.7
2012	Olympic Basketball Tournament	5	22.0	57.1	0.0	64.7	1.8	6.2	0.6	2.0	0.6	1.0	7.0	12.2
2007	Americas Championship	9	21.4	56.9	0.0	56.3	1.9	4.4	1.6	1.9	0.9	0.7	8.4	12.0

### CLUB STATS 2015-16

Season	Club (league or country)	G	min	2PT%	3PT%	FT%	OR	DR	As	St	TO	BS	PPG	Eff
2015/16	Washington Wizards/USA: NBA	57	19.2	54.9	0.0	57.8	0.9	3.6	1.7	1.3	0.9	0.5	9.2	9.3

## HUERTAS MARCELINHO

**DOB:** 25/05/1983  
**Height:** 190cm / 6' 2"  
**Club(s) 2015-16:**  
 LA Lakers (USA), NBA  
 @Huertas09



### NATIONAL TEAM STATS

Year	Event	G	min	2PT%	3PT%	FT%	OR	DR	As	St	TO	BS	PPG	Eff
2014	Basketball World Cup	7	20.4	53.6	33.3	81.8	0.6	1.7	3.9	1.0	0.4	0.0	6.9	9.4
2013	Americas Championship	4	26.0	40.6	0.0	66.7	0.5	2.0	6.5	2.0	0.5	0.0	8.5	8.8
2012	Olympic Basketball Tournament	6	26.0	47.6	26.3	76.5	0.8	1.3	6.0	1.7	0.3	0.0	11.3	11.5
2011	Americas Championship	10	29.3	61.9	42.9	78.6	0.4	2.2	5.0	3.0	1.1	0.0	11.6	13.4
2010	World Championship	6	30.5	52.0	47.1	85.0	0.2	1.5	5.8	2.3	0.7	0.0	11.2	13.0
2009	Americas Championship	10	31.3	50.0	23.5	71.4	0.8	3.7	4.9	2.3	1.4	0.0	7.8	11.8
2008	Olympic Qualifying Tournament	3	27.3	73.3	16.7	92.3	0.0	1.7	2.3	1.3	0.7	0.0	13.3	11.7
2007	Americas Championship	9	10.8	58.3	50.0	0.0	0.3	1.0	1.4	1.2	0.4	0.0	2.9	3.9

### CLUB STATS 2015-16

Season	Club (league or country)	G	min	2PT%	3PT%	FT%	OR	DR	As	St	TO	BS	PPG	Eff
2015/16	LA Lakers/USA: NBA	53	16.3	47.9	26.2	93.1	0.3	1.4	3.4	1.5	0.5	0.1	4.5	3.7



## HETTSHEIMER RAFAEL

DOB: 16/06/1986

Height: 208cm / 6' 9"

Club(s) 2015-16:  
Bauru (BRA), NBB

@Hettshheimer10



### NATIONAL TEAM STATS

Year	Event	G	min	2PT%	3PT%	FT%	OR	DR	As	St	TO	BS	PPG	Eff
2014	Basketball World Cup	6	11.7	54.5	12.5	0.0	0.5	1.5	0.2	0.7	0.7	0.2	2.5	2.5
2013	Americas Championship	3	17.0	41.2	0.0	80.0	1.3	2.0	0.3	0.3	0.3	0.3	7.3	7.3

### CLUB STATS 2015-16

Season	Club (league or country)	G	min	2PT%	3PT%	FT%	OR	DR	As	St	TO	BS	PPG	Eff
2015/16	Bauru/Liga de las Américas	54	27.5	64.6	17.2	86.7	1.3	6.0	0.5	1.7	0.3	0.3	15.0	15.2

## LIMA AUGUSTO

DOB: 17/09/1991

Height: 206cm / 6' 9"

Club(s) 2015-16:  
Real Madrid (ESP), ACB

@AugustoLima7

@augustolima7



### NATIONAL TEAM STATS

Year	Event	G	min	2PT%	3PT%	FT%	OR	DR	As	St	TO	BS	PPG	Eff
2015	Americas Championship	4	19.3	45.8	0.0	57.1	3.0	3.3	0.8	1.0	1.0	1.3	6.5	10.8
2011	Americas Championship	9	6.2	52.6	0.0	60.0	0.6	1.6	0.3	0.3	0.0	0.1	2.6	3.6

### CLUB STATS 2015-16

Season	Club (league or country)	G	min	2PT%	3PT%	FT%	OR	DR	As	St	TO	BS	PPG	Eff
2015/16	Real Madrid/Spain: ACB	16	12.4	73.3	0.0	51.4	1.1	2.3	0.6	1.1	0.2	0.4	5.3	6.8
2015/16	UCAM Murcia CB/Spain: ACB	17	23.9	54.4	0.0	65.6	2.2	3.6	1.1	1.2	1.1	0.7	9.1	10.9
2015/16	Real Madrid/Spain: ACB	2	6.0	66.7	0.0	0.0	1.0	0.0	0.5	1.0	0.0	0.5	2.0	2.5
2015/16	Real Madrid/EuroLeague	6	11.0	92.9	0.0	16.7	1.0	1.5	0.2	0.8	0.2	0.0	4.5	5.9
2015/16	Real Madrid/EuroLeague	2	5.5	0.0	0.0	0.0	0.0	0.5	0.0	0.5	0.0	0.0	0.0	-0.3

## LUZ RAFAEL

DOB: 11/02/1992

Height: 191cm / 6' 3"

Club(s) 2015-16:  
Flamengo (BRA), NBB



### NATIONAL TEAM STATS

Year	Event	G	min	2PT%	3PT%	FT%	OR	DR	As	St	TO	BS	PPG	Eff
2015	Americas Championship	4	22.5	33.3	0.0	33.3	0.5	1.5	3.8	2.8	0.8	0.3	2.3	2.5
2013	Americas Championship	2	6.5	50.0	50.0	0.0	0.5	0.5	0.0	0.5	0.0	0.0	2.5	2.0
2011	Americas Championship	9	9.0	42.9	54.5	100.0	0.0	1.0	1.6	1.3	0.1	0.0	2.8	3.1

### CLUB STATS 2015-16

Season	Club (league or country)	G	min	2PT%	3PT%	FT%	OR	DR	As	St	TO	BS	PPG	Eff
2015/16	Flamengo/Brasil: NBB	28	23.8	55.6	40.0	73.7	0.4	2.6	4.3	2.6	1.3	0.1	7.1	7.2
2015/16	Flamengo/Brasil: NBB	13	21.5	55.6	33.3	65.4	0.2	2.8	3.8	2.1	1.2	0.4	6.7	6.5
2015/16	Flamengo/Liga de las Américas	24	20.3	63.2	22.2	60.0	0.3	1.5	5.0	1.5	1.3	0.3	6.0	5.0

## MARQUINHOS MARCUS VINICIUS

DOB: 31/05/1984

Height: 207cm / 6' 9"

Club(s) 2015-16:  
Flamengo (BRA), NBB

@markim11\_



### NATIONAL TEAM STATS

Year	Event	G	min	2PT%	3PT%	FT%	OR	DR	As	St	TO	BS	PPG	Eff
2015	Americas Championship	4	29.8	66.7	21.1	79.2	1.0	4.3	1.5	3.3	1.3	0.3	13.8	12.3
2014	Basketball World Cup	7	20.9	51.7	37.0	64.7	0.0	4.3	0.6	1.6	0.0	0.0	10.1	8.1
2012	Olympic Basketball Tournament	6	18.2	53.3	50.0	0.0	0.0	1.8	1.5	1.0	1.2	0.0	7.2	8.0
2011	Americas Championship	10	25.3	52.9	44.4	100.0	0.6	3.0	1.3	1.1	0.0	0.2	10.1	10.5
2010	World Championship	6	15.3	45.5	28.6	83.3	0.3	3.2	0.0	0.7	0.5	0.2	4.5	5.2
2007	Americas Championship	5	9.2	57.1	0.0	50.0	0.4	1.8	1.2	1.2	0.6	0.0	1.8	2.6

### CLUB STATS 2015-16

Season	Club (league or country)	G	min	2PT%	3PT%	FT%	OR	DR	As	St	TO	BS	PPG	Eff
2015/16	Flamengo/Liga de las Américas	24	23.8	51.4	30.8	73.5	0.5	1.8	1.8	2.8	0.7	0.0	14.2	9.2

## NETO RAULZINHO

DOB: 19/05/1992

Height: 185cm / 6' 0"

Club(s) 2015-16:  
Utah Jazz (USA), NBA

@RaulTogni

@raulzinhoneto



### NATIONAL TEAM STATS

Year	Event	G	min	2PT%	3PT%	FT%	OR	DR	As	St	TO	BS	PPG	Eff
2014	Basketball World Cup	7	17.4	75.9	40.0	60.0	0.3	1.9	2.3	0.6	1.1	0.1	7.6	11.0
2013	Americas Championship	3	11.3	66.7	0.0	50.0	0.0	1.7	1.0	0.3	1.0	0.0	3.0	4.7
2012	Olympic Basketball Tournament	3	9.7	42.9	25.0	66.7	0.7	0.3	2.0	1.0	0.7	0.0	3.7	3.7
2010	World Championship	1	8.0	66.7	0.0	100.0	0.0	0.0	0.0	1.0	0.0	0.0	6.0	3.0

### CLUB STATS 2015-16

Season	Club (league or country)	G	min	2PT%	3PT%	FT%	OR	DR	As	St	TO	BS	PPG	Eff
2015/16	Utah Jazz/USA: NBA	81	18.5	45.3	39.5	74.3	0.2	1.3	2.1	1.3	0.8	0.0	5.9	4.2



## FELICIO CRISTIANO

**DOB:** 07/07/1992  
**Height:** 208cm / 6' 9"  
**Club(s) 2015-16:**  
 Chicago Bulls (USA), NBA  
 @felicio\_21



### NATIONAL TEAM STATS

Year	Event	G	min	2PT%	3PT%	FT%	OR	DR	As	St	TO	BS	PPG	Eff
2013	Americas Championship	2	8.0	50.0	0.0	0.0	0.0	2.0	0.0	0.0	0.0	0.0	1.0	2.5

### CLUB STATS 2015-16

Season	Club (league or country)	G	min	2PT%	3PT%	FT%	OR	DR	As	St	TO	BS	PPG	Eff
2015/16	Chicago Bulls/USA: NBA	31	10.3	58.8	0.0	71.4	1.0	2.3	0.8	0.4	0.2	0.4	3.4	5.4
2015/16	Canton Charge/USA: NBDL	4	23.5	72.4	40.0	75.0	2.0	3.5	1.0	2.0	0.5	1.5	14.3	16.3

## BENITE VITOR

**DOB:** 20/02/1990  
**Height:** 190cm / 6' 2"  
**Club(s) 2015-16:**  
 UCAM Murcia (ESP), ACB  
 @vitorbenite  
 @vitorbenite



### NATIONAL TEAM STATS

Year	Event	G	min	2PT%	3PT%	FT%	OR	DR	As	St	TO	BS	PPG	Eff
2015	Americas Championship	4	34.3	32.4	32.0	76.2	1.5	3.3	2.0	0.5	1.5	0.0	16.0	12.0
2013	Americas Championship	4	20.5	28.0	20.0	63.6	0.0	1.8	1.0	0.8	0.3	0.3	7.5	1.5
2011	Americas Championship	9	11.9	83.3	55.6	66.7	0.0	1.0	1.1	0.6	0.3	0.0	7.4	7.7

### CLUB STATS 2015-16

Season	Club (league or country)	G	min	2PT%	3PT%	FT%	OR	DR	As	St	TO	BS	PPG	Eff
2015/16	UCAM Murcia CB/Spain: ACB	32	17.6	37.1	36.0	79.2	0.3	1.5	0.8	0.8	0.7	0.0	7.7	4.7
2015/16	UCAM Murcia CB/Spain: ACB	3	13.3	75.0	12.5	100.0	0.0	0.0	0.7	0.3	0.7	0.0	6.0	3.3



LIETUVOS KREPŠINIO  
FEDERACIJA

# LITHUANIA

musukrepsinis.lt

@musukrepsinis

## FIBA RANKING

Men: **3**

Combined: **11**



HEAD COACH

## JONAS KAZLAUSKAS

**Nationality:** Lithuania

**DOB:** 21/11/1954

**Coach of NT since:**  
2013

**Club team 2015-16:** -

**Achievements with NT:**  
Runner-up at EuroBasket 2013 and 2015

**Assistant Coach:**  
Darius Maskoliunas & Gintaras Krapikas

## ROSTER

Name	Pos.	Height (cm. / ft.)	DOB	Club(s)
Grigonis Marius	PF	198cm / 6' 5"	26/04/1994	ICL Manresa (ESP), ACB
Jankunas Paulius	F	205cm / 6' 8"	29/04/1984	Bc Zalgiris Kaunas (LTU), LKL
Javtokas Robertas	C	210cm / 6' 10"	20/03/1980	Bc Zalgiris Kaunas (LTU), LKL
Juskevicius Adas	G	194cm / 6' 4"	03/01/1989	Lietuvos Rytas Vilnius (LTU), LKL
Kalnietis Mantas	G	194cm / 6' 4"	06/09/1986	Ea7 Armani Milano (ITA), Serie A
Kavaliauskas Antanas	C	208cm / 6' 9"	19/09/1984	Lietuvos Rytas Vilnius (LTU), LKL
Kuzminskas Mindaugas	PF	204cm / 6' 8"	19/10/1989	New York Knicks (USA), NBA
Maciulis Jonas	SF	198cm / 6' 5"	10/02/1985	Real Madrid (ESP), ACB
Sabonis Domantas	PF	208cm / 6' 9"	03/05/1996	Oklahoma City Thunder (USA), NBA
Seibutis Renaldas	SG	196cm / 6' 5"	23/07/1985	Bc Zalgiris Kaunas (LTU), LKL
Ulanovas Edgaras	G	197cm / 6' 5"	07/01/1992	Bc Zalgiris Kaunas (LTU), LKL
Valanciunas Jonas	C	211cm / 6' 11"	06/05/1992	Toronto Raptors (CAN), NBA
Kariniauskas Vaidas	PG	197cm / 6' 5"	16/11/1993	GS Kymis (GRE), A1



## OLYMPIC APPEARANCES

**1992** (Barcelona)  
**1996** (Atlanta)  
**2000** (Sydney)  
**2004** (Athens)  
**2008** (Beijing)  
**2012** (London)

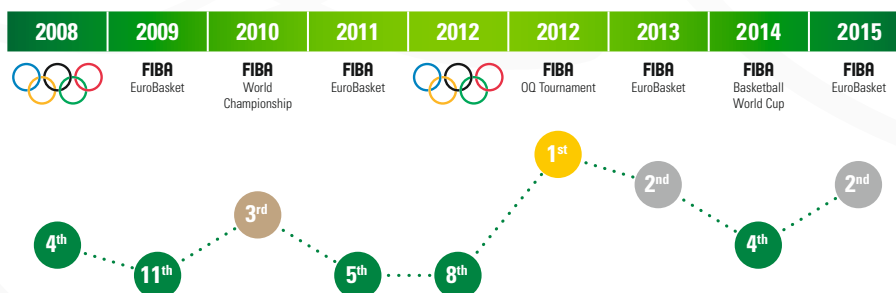
## MEDAL COUNT



## BEST RESULTS

**BRONZE MEDAL**  
(1992, 1996 & 2000)

## NATIONAL TEAM HISTORY SINCE 2008



## HOW DID THEY QUALIFY?

Runner-up at EuroBasket 2015

5 Sep. 2015	vs UKR	69-68
6 Sep. 2015	vs LAT	68-49
7 Sep. 2015	vs BEL	74-76
9 Sep. 2015	vs EST	64-62
10 Sep. 2015	vs CZE	85-81
13 Sep. 2015	vs GEO	85-81
16 Sep. 2015	vs ITA	95-85
18 Sep. 2015	vs SRB	67-64
20 Sep. 2015	vs ESP	63-80

## ACCUMULATED STATS AT EUROBasket 2015

Name	G	Min	2PT%	3PT%	FT%	OR	DR	As	St	To	BS	PPG
M. Kalnietis	9	34.2	37.9	29.3	64.3	0.3	2.6	7.8	0.6	3.7	0.2	10.6
D. Gailius	4	8.5	25.0	50.0	75.0	1.0	0.8	0.8	0.0	0.8	0.0	2.0
J. Maciulis	9	31.0	45.9	53.8	86.7	0.8	5.6	1.8	1.9	1.9	0.8	13.8
R. Seibutis	9	26.6	42.6	13.3	75.0	0.6	2.3	2.6	0.3	1.9	0.1	7.8
D. Sabonis	4	7.3	50.0	0.0	66.7	1.0	1.0	0.0	0.0	0.5	0.3	3.0
A. Kavaliauskas	6	12.2	46.7	0.0	85.7	1.5	1.7	0.7	0.0	0.5	0.3	4.3
P. Jankunas	9	24.4	48.4	43.8	78.9	0.9	2.9	1.4	0.2	1.1	0.2	9.0
R. Javtokas	6	9.8	75.0	0.0	16.7	0.8	0.7	1.2	0.2	0.3	0.0	1.2
J. Valanciunas	8	27.5	59.1	0.0	85.7	2.8	5.6	0.6	0.6	2.0	1.4	16.0
M. Kuzminskas	9	23.3	53.5	23.8	81.0	1.2	3.8	1.2	0.7	0.9	0.0	8.7
A. Milaknis	7	15.4	0.0	42.3	75.0	0.1	0.6	0.3	0.1	0.7	0.0	5.1
L. Lekavicius	8	9.1	16.7	0.0	50.0	0.1	0.4	1.3	0.5	0.3	0.0	0.6
<b>Team-Coach</b>	<b>9</b>	<b>0.0</b>	<b>0.0</b>	<b>0.0</b>	<b>0.0</b>	<b>2.4</b>	<b>1.6</b>	<b>0.0</b>	<b>0.0</b>	<b>1.1</b>	<b>0.0</b>	<b>0.0</b>
<b>Totals</b>	<b>9</b>	<b>205.8</b>	<b>46.9</b>	<b>34.2</b>	<b>77.7</b>	<b>11.3</b>	<b>26.8</b>	<b>18.2</b>	<b>4.9</b>	<b>14.2</b>	<b>2.9</b>	<b>74.4</b>

## KUZMINSKAS MINDAUGAS

**DOB:** 19/10/1989

**Height:** 204cm / 6' 8"

**Club(s) 2015-16:**

Unicaja Malaga (ESP), ACB

**@MKuzminskas**

**@mkuzminskas**



### NATIONAL TEAM STATS

Year	Event	G	min	2PT%	3PT%	FT%	OR	DR	As	St	TO	BS	PPG	Eff
2015	Eurobasket	9	23.3	53.5	23.8	81.0	1.2	3.8	1.2	0.9	0.7	0.0	8.7	10.2
2014	Basketball World Cup	7	11.3	47.4	33.3	42.9	1.0	0.9	0.4	0.7	0.4	0.3	3.9	3.6
2013	Eurobasket	10	12.3	47.4	12.5	58.8	1.1	1.7	0.3	0.3	0.4	0.0	3.1	3.9

### CLUB STATS 2015-16

Season	Club (league or country)	G	min	2PT%	3PT%	FT%	OR	DR	As	St	TO	BS	PPG	Eff
2015/16	Unicaja Malaga/Spain: ACB	34	19.8	59.7	31.1	87.3	1.3	1.7	1.1	1.6	0.5	0.5	10.4	9.2
2015/16	Unicaja Malaga/Spain: ACB	2	20.5	57.1	28.6	66.7	2.0	1.0	0.5	1.0	1.5	0.0	8.0	7.0
2015/16	Unicaja Malaga/EuroLeague	23	21.2	54.9	37.7	82.7	1.8	1.7	1.0	1.7	0.6	0.3	12.0	10.4

## MACIULIS JONAS

**DOB:** 10/02/1985

**Height:** 198cm / 6' 5"

**Club(s) 2015-16:**

Real Madrid (ESP), ACB

**@JonasMaciulis**

**@jonasmaciulis8**



### NATIONAL TEAM STATS

Year	Event	G	min	2PT%	3PT%	FT%	OR	DR	As	St	TO	BS	PPG	Eff
2015	Eurobasket	9	31.0	45.9	53.8	86.7	0.8	5.6	1.8	1.9	1.9	0.8	13.8	17.2
2014	Basketball World Cup	9	20.6	33.3	40.0	63.2	0.4	1.7	0.6	2.2	1.3	0.2	6.9	3.9
2013	Eurobasket	11	25.6	41.2	37.1	75.7	0.7	3.5	1.2	1.2	0.7	0.0	8.6	9.0
2012	Olympic Basketball Tournament	5	15.4	50.0	20.0	50.0	1.2	1.2	0.0	1.2	0.2	0.2	2.8	2.4
2012	World Olympic Qualifying Tournament	4	28.8	47.8	45.5	60.0	1.5	6.0	2.8	0.8	0.5	0.0	11.5	15.5

### CLUB STATS 2015-16

Season	Club (league or country)	G	min	2PT%	3PT%	FT%	OR	DR	As	St	TO	BS	PPG	Eff
2015/16	Real Madrid/Spain: ACB	29	18.3	59.6	41.7	76.9	0.8	1.8	1.2	0.5	0.9	0.0	5.7	6.1
2015/16	Real Madrid/Spain: ACB	11	15.3	55.6	31.8	81.8	0.8	1.7	0.6	0.8	0.4	0.2	4.5	4.9
2015/16	Real Madrid/EuroLeague	22	17.8	44.2	27.3	84.6	0.5	1.4	0.9	0.6	0.6	0.0	4.8	3.5
2015/16	Real Madrid/EuroLeague	3	17.3	66.7	16.7	66.7	0.7	1.3	1.0	0.0	0.3	0.0	4.3	4.1

## VALANCIUNAS JONAS

**DOB:** 06/05/1992


**Height:** 211cm / 6' 11"

**Club(s) 2015-16:**

Toronto Raptors (CAN), NBA

**@JValanciunas**

**@JValanciunas**



### NATIONAL TEAM STATS

Year	Event	G	min	2PT%	3PT%	FT%	OR	DR	As	St	TO	BS	PPG	Eff
2015	Eurobasket Final Round	8	27.5	59.1	0.0	85.7	2.8	5.6	0.6	2.0	0.6	1.4	16.0	20.0
2014	Basketball World Cup	9	24.9	69.6	0.0	81.0	2.1	6.3	0.6	1.6	0.1	1.0	14.4	19.8
2013	Eurobasket Final Round	11	16.5	65.9	0.0	70.8	1.5	3.6	0.1	1.2	0.2	1.4	6.5	10.2
2012	Olympic Basketball Tournament	6	11.7	52.4	0.0	50.0	1.2	2.8	0.0	1.2	0.0	0.5	4.2	5.3
2012	World Olympic Qualifying Tournament	4	16.0	70.6	0.0	57.1	0.5	3.5	0.5	1.5	0.3	0.5	8.0	9.0
2011	Eurobasket Final Round	10	15.7	66.0	0.0	75.0	1.1	3.0	0.9	2.6	0.9	1.1	8.4	10.5

### CLUB STATS 2015-16

Season	Club (league or country)	G	min	2PT%	3PT%	FT%	OR	DR	As	St	TO	BS	PPG	Eff
Toronto Raptors/USA: NBA		60	26.0	56.5	0.0	76.1	3.1	6.1	0.7	1.4	0.4	1.3	12.8	17.2
Toronto Raptors/USA: NBA		12	26.6	56.7	0.0	74.4	4.0	6.8	0.9	1.5	0.8	1.2	13.8	19.5

## JANKUNAS PAULIUS

**DOB:** 29/04/1984

**Height:** 205cm / 6' 8"

**Club(s) 2015-16:**

Bc Zalgiris Kaunas (LTU), LKL



### NATIONAL TEAM STATS

Year	Event	G	min	2PT%	3PT%	FT%	OR	DR	As	St	TO	BS	PPG	Eff
2015	Eurobasket	9	24.4	48.4	43.8	78.9	0.9	2.9	1.4	1.1	0.2	0.2	9.0	9.9
2014	Basketball World Cup	9	15.0	53.6	11.1	100.0	0.6	1.7	1.1	1.3	0.2	0.1	5.1	5.1
2012	Olympic Basketball Tournament	6	16.2	52.6	50.0	93.3	0.5	2.3	0.5	0.8	0.2	1.0	6.2	8.0
2012	World Olympic Qualifying Tournament	4	13.5	54.5	33.3	77.8	0.3	2.3	0.5	0.3	0.5	0.0	5.5	6.5
2011	Eurobasket	11	16.0	47.5	21.4	81.0	1.1	3.0	0.6	0.5	0.1	0.1	5.8	6.9
2010	World Championship	9	20.3	56.3	11.1	66.7	1.9	3.1	1.3	1.0	0.3	0.8	7.0	9.9

### CLUB STATS 2015-16

Season	Club (league or country)	G	min	2PT%	3PT%	FT%	OR	DR	As	St	TO	BS	PPG	Eff
2015/16	Zalgiris/Lithuania: LKL	35	20.4	57.1	47.6	87.4	1.1	3.1	1.7	1.2	1.0	0.2	10.9	11.7
2015/16	Zalgiris/Lithuania: LKL	11	26.6	48.8	52.4	88.9	2.0	7.4	2.5	1.6	1.0	0.3	12.5	17.0
2015/16	Zalgiris Kaunas/EuroLeague	24	25.5	54.0	31.0	83.8	1.4	4.8	1.5	1.8	0.9	0.2	12.3	13.5


## JAVTOKAS ROBERTAS

**DOB:** 20/03/1980

**Height:** 210cm / 6' 10"

**Club(s) 2015-16:**

Bc Zalgiris Kaunas (LTU), LKL



### NATIONAL TEAM STATS

Year	Event	G	min	2PT%	3PT%	FT%	OR	DR	As	St	TO	BS	PPG	Eff
2015	Eurobasket	6	9.8	75.0	0.0	16.7	0.8	0.7	1.2	0.3	0.2	0.0	1.2	2.7
2013	Eurobasket	9	9.8	50.0	0.0	33.3	0.7	1.6	0.0	0.7	0.2	0.1	1.8	2.3
2012	World Olympic Qualifying Tournament	4	14.8	25.0	0.0	62.5	0.5	2.5	0.3	1.0	0.5	1.0	2.3	3.8
2011	Eurobasket	11	19.7	52.8	0.0	46.4	2.1	2.9	0.6	1.3	0.4	0.5	6.3	7.6
2010	World Championship	8	14.5	44.8	0.0	42.9	1.5	2.5	0.4	0.9	0.1	0.5	3.6	5.3
2009	Eurobasket	6	14.8	40.7	0.0	21.4	1.7	1.8	0.5	1.0	0.0	0.7	4.2	3.2

### CLUB STATS 2015-16

Season	Club (league or country)	G	min	2PT%	3PT%	FT%	OR	DR	As	St	TO	BS	PPG	Eff
2015/16	Zalgiris/Lithuania: LKL	12	19.2	60.0	0.0	52.0	1.2	3.0	0.8	0.6	0.3	0.9	7.1	8.3
2015/16	Zalgiris/Lithuania: LKL	5	17.6	57.9	0.0	50.0	2.4	1.0	0.4	0.4	0.2	0.2	4.6	6.1
2015/16	Zalgiris Kaunas/EuroLeague	9	16.7	64.5	0.0	44.4	2.0	1.7	0.0	0.4	0.3	0.4	4.9	6.7



## JUSKEVICIUS ADAS

DOB: 03/01/1989

Height: 194cm / 6' 4"

Club(s) 2015-16:  
Lietuvos Rytas Vilnius (LTU), LKL

@8Adas

@adas.juskevicius



### NATIONAL TEAM STATS

Year	Event	G	min	2PT%	3PT%	FT%	OR	DR	As	St	TO	BS	PPG	Eff
2014	Basketball World Cup	9	19.1	39.1	48.1	89.5	0.4	1.0	1.6	1.8	0.4	0.2	8.2	6.8

### CLUB STATS 2015-16

Season	Club (league or country)	G	min	2PT%	3PT%	FT%	OR	DR	As	St	TO	BS	PPG	Eff
2015/16	Lietuvos rytas /Lithuania: LKL	36	20.1	59.4	44.1	83.7	0.4	2.4	3.0	1.6	0.8	0.2	8.8	8.4
2015/16	Lietuvos rytas /Lithuania: LKL	11	20.5	55.0	42.9	77.8	0.2	1.5	1.9	1.6	0.8	0.0	8.2	6.6
2015/16	Lietuvos Rytas Vilnius/EuroCup	10	18.7	47.6	45.5	84.6	0.1	1.5	2.5	0.9	1.0	0.2	7.6	6.4

## KALNIETIS MANTAS

DOB: 06/09/1986

Height: 194cm / 6' 4"

Club(s) 2015-16:  
EA7 Armani Milano (ITA), Serie A

@KalnietisMantas



### NATIONAL TEAM STATS

Year	Event	G	min	2PT%	3PT%	FT%	OR	DR	As	St	TO	BS	PPG	Eff
2015	Eurobasket	9	34.2	37.9	29.3	64.3	0.3	2.6	7.8	3.7	0.6	0.2	10.6	10.0
2013	Eurobasket	11	32.5	52.9	25.6	52.6	1.2	3.5	5.0	2.5	0.5	0.0	12.1	12.4
2012	Olympic Basketball Tournament	6	21.2	36.8	29.4	66.7	0.7	2.3	4.8	2.2	0.2	0.0	5.5	7.0
2012	World Olympic Qualifying Tournament	4	25.5	54.5	36.4	50.0	0.3	2.5	7.0	1.3	1.5	0.0	9.8	14.8

### CLUB STATS 2015-16

Season	Club (league or country)	G	min	2PT%	3PT%	FT%	OR	DR	As	St	TO	BS	PPG	Eff
2015/16	EA7 Armani Milano/ITA: Lega A	11	23.4	44.7	30.8	100.0	0.4	2.1	4.6	2.4	0.8	0.1	6.1	5.3
2015/16	EA7 Armani Milano/Italy: Lega A	15	24.1	58.8	36.4	85.2	0.4	2.9	2.9	1.5	0.9	0.1	9.3	9.2
2015/16	Zalgiris/Lithuania: LKL	19	23.6	56.5	38.5	80.0	0.2	2.7	5.3	2.2	0.9	0.2	8.5	7.9
2015/16	Zalgiris Kaunas/EuroLeague	14	23.6	40.7	30.0	85.7	0.0	2.2	4.1	2.4	0.7	0.1	6.8	4.3
2015/16	EA7 Armani Milano/EuroCup	2	16.0	100.0	40.0	50.0	0.0	0.5	1.0	1.0	1.5	0.0	5.5	4.8
2015/16	EA7 Armani Milano/EuroCup	4	24.8	59.1	38.5	100.0	0.0	1.8	3.0	1.8	1.0	0.3	11.8	9.9

## KAVALIAUSKAS ANTANAS

DOB: 19/09/1984

Height: 208cm / 6' 9"

Club(s) 2015-16:  
Lietuvos Rytas Vilnius (LTU), LKL

@Antanas44

@antanas44



### NATIONAL TEAM STATS

Year	Event	G	min	2PT%	3PT%	FT%	OR	DR	As	St	TO	BS	PPG	Eff
2015	Eurobasket	6	12.2	46.7	0.0	85.7	1.5	1.7	0.7	0.5	0.0	0.3	4.3	6.3
2012	Olympic Basketball Tournament	5	10.8	52.9	0.0	55.6	1.6	1.6	0.4	0.6	0.4	0.0	4.6	5.6

### CLUB STATS 2015-16

Season	Club (league or country)	G	min	2PT%	3PT%	FT%	OR	DR	As	St	TO	BS	PPG	Eff
2015/16	Lietuvos rytas /Lithuania: LKL	29	21.2	67.9	50.0	81.6	1.7	2.9	1.7	1.3	0.4	0.5	10.8	12.9
2015/16	Lietuvos rytas /Lithuania: LKL	11	20.3	66.1	22.2	78.6	1.1	2.4	2.2	1.5	0.3	0.0	10.6	10.9
2015/16	Lietuvos Rytas Vilnius/EuroCup	7	22.6	61.2	0.0	66.7	2.7	3.1	1.4	2.3	0.7	0.0	10.3	12.4

## SABONIS DOMANTAS

DOB: 03/05/1996

Height: 208cm / 6' 9"

Club(s) 2015-16:  
Gonzaga University (USA), NCAA Div I

@Dsabonis11

@dsabonis11



### NATIONAL TEAM STATS

Year	Event	G	min	2PT%	3PT%	FT%	OR	DR	As	St	TO	BS	PPG	Eff
2015	Eurobasket	4	7.3	50.0	0.0	66.7	1.0	1.0	0.0	0.5	0.0	0.3	3.0	3.0

### CLUB STATS 2015-16

Season	Club (league or country)	G	min	2PT%	3PT%	FT%	OR	DR	As	St	TO	BS	PPG	Eff
2015/16	Gonzaga University/USA: NCAA Div I	36	/	/	35.7	76.9	11.8	/	1.8	0.6	9.3	0.9	17.6	/

## SEIBUTIS RENALDAS

DOB: 23/07/1985

Height: 196cm / 6' 5"

Club(s) 2015-16:  
BC Zalgiris Kaunas (LTU), LKL



### NATIONAL TEAM STATS

Year	Event	G	min	2PT%	3PT%	FT%	OR	DR	As	St	TO	BS	PPG	Eff
2015	Eurobasket Final Round	9	26.6	42.6	13.3	75.0	0.6	2.3	2.6	1.9	0.3	0.1	7.8	6.2
2014	Basketball World Cup	9	29.0	46.0	35.3	92.3	0.6	1.3	3.1	1.3	0.7	0.0	9.8	9.7
2013	Eurobasket Final Round	11	28.3	38.5	28.6	91.2	0.9	1.5	2.4	1.3	0.4	0.1	8.5	7.5
2012	Olympic Basketball Tournament	6	9.7	33.3	60.0	87.5	0.5	0.5	0.7	0.0	0.5	0.2	3.7	4.5
2010	World Championship	8	12.0	54.5	50.0	60.0	0.1	0.6	0.9	0.5	0.4	0.3	3.4	3.8

### CLUB STATS 2015-16

Season	Club (league or country)	G	min	2PT%	3PT%	FT%	OR	DR	As	St	TO	BS	PPG	Eff
2015/16	Zalgiris/Lithuania: LKL	24	20.3	45.9	39.1	86.7	0.5	1.3	2.2	0.8	0.8	0.3	8.1	6.1
2015/16	Zalgiris/Lithuania: LKL	11	23.5	48.3	41.7	88.9	0.5	2.5	1.8	1.1	1.4	0.3	9.5	8.4
2015/16	Zalgiris Kaunas/EuroLeague	21	22.5	46.2	31.9	82.2	0.3	1.8	1.5	2.0	0.4	0.1	8.0	5.8


## ULANOVAS EDGARAS

**DOB:** 07/01/1992

**Height:** 197cm / 6' 5"

**Club(s) 2015-16:**  
BC Zalgiris Kaunas  
(LTU), LKL

 @edgu92



G

### NATIONAL TEAM STATS

Year	Event	G	min	2PT%	3PT%	FT%	OR	DR	As	St	TO	BS	PPG	Eff
------	-------	---	-----	------	------	-----	----	----	----	----	----	----	-----	-----

- First appearance -

### CLUB STATS 2015-16

Season	Club (league or country)	G	min	2PT%	3PT%	FT%	OR	DR	As	St	TO	BS	PPG	Eff
2015/16	Zalgiris/Lithuania: LKL	36	23.9	59.2	47.4	78.7	1.1	3.2	1.8	1.2	0.5	0.3	9.8	10.8
2015/16	Zalgiris/Lithuania: LKL	11	23.7	47.6	20.0	89.7	0.8	2.6	1.6	1.5	0.6	0.0	7.1	6.9
2015/16	Zalgiris Kaunas/EuroLeague	24	26.3	38.5	34.2	87.5	1.5	3.0	2.0	1.1	0.7	0.2	6.3	7.2

## GRIGONIS MARIUS

**DOB:** 26/04/1994

**Height:** 198cm / 6' 5"

**Club(s) 2015-16:**  
ICL Manresa (ESP), ACB

 @grigulica



PF

### NATIONAL TEAM STATS

Year	Event	G	min	2PT%	3PT%	FT%	OR	DR	As	St	TO	BS	PPG	Eff
------	-------	---	-----	------	------	-----	----	----	----	----	----	----	-----	-----

- First appearance -

### CLUB STATS 2015-16


Season	Club (league or country)	G	min	2PT%	3PT%	FT%	OR	DR	As	St	TO	BS	PPG	Eff
2015/16	ICL Manresa/Spain: ACB	34	25.2	51.9	39.4	76.5	0.5	2.6	0.9	0.9	0.6	0.1	9.7	8.3

## KARINIAUSKAS VAIDAS

**DOB:** 16/11/1993

**Height:** 197cm / 6' 5"

**Club(s) 2015-16:**  
GS Kymis (GRE), A1



PG

### NATIONAL TEAM STATS

Year	Event	G	min	2PT%	3PT%	FT%	OR	DR	As	St	TO	BS	PPG	Eff
------	-------	---	-----	------	------	-----	----	----	----	----	----	----	-----	-----

- First appearance -

### CLUB STATS 2015-16

Season	Club (league or country)	G	min	2PT%	3PT%	FT%	OR	DR	As	St	TO	BS	PPG	Eff
2015/16	Kymis/Greece: HEBA A2	28	30.0	50.3	32.3	62.0	1.4	2.5	4.3	2.1	1.1	0.2	9.5	8.1



# CROATIA

hks-cbf.hr

@CbfHks

## FIBA RANKING

Men: 12

Combined: 14



HEAD COACH

## ALEKSANDAR PETROVIC

Nationality: Croatia

DOB: 16/02/1959

Coach of NT since: 2016

Club team 2015-16: KK Cibona Zagreb (CRO)

Achievements with NT:  
9<sup>th</sup> at EuroBasket 2015

Assistant Coach:  
Drazen Anzulovic & Ivica Skelin

## ROSTER

Name	Pos.	Height (cm. / ft.)	DOB	Club(s)
Arapovic Marko	C	207cm / 6' 9"	20/07/1996	Cedevita Zagreb (CRO), A-1 Liga
Babic Luka	SF	202cm / 6' 7"	29/09/1991	Cedevita Zagreb (CRO), A-1 Liga
Bilan Miro	C	213cm / 6' 11"	21/07/1989	Cedevita Zagreb (CRO), A-1 Liga
Bogdanovic Bojan	SG	200cm / 6' 6"	18/04/1989	Brooklyn Nets (USA), NBA
Hezonja Mario	SG	203cm / 6' 7"	25/02/1995	Orlando Magic (USA), NBA
Kruslin Filip	SG	199cm / 6' 6"	18/03/1989	Cibona Zagreb (CRO), A-1 Liga
Planinic Darko	C	211cm / 6' 11"	22/11/1990	Laboral Kutxa Baskonia (ESP), ACB
Sakic Zeljko	SF	203cm / 6' 7"	14/04/1988	Lukoil Academic Sofia (BUL), NBL
Saric Dario	F	207cm / 6' 9"	08/04/1994	Philadelphia 76ers (USA), NBA
Simon Krunoslav	SG	197cm / 6' 5"	24/06/1985	Ea7 Emporio Armani Milano (ITA), Serie A
Stipcevic Rok	PG	186cm / 6' 1"	20/05/1986	Dinamo Basket Sassari (ITA), Serie A
Ukic Roko	PG	195cm / 6' 4"	05/12/1984	AV Cantu (ITA), Serie A

GROUP B



## OLYMPIC APPEARANCES

1992 (Barcelona)  
1996 (Atlanta)  
2008 (Beijing)

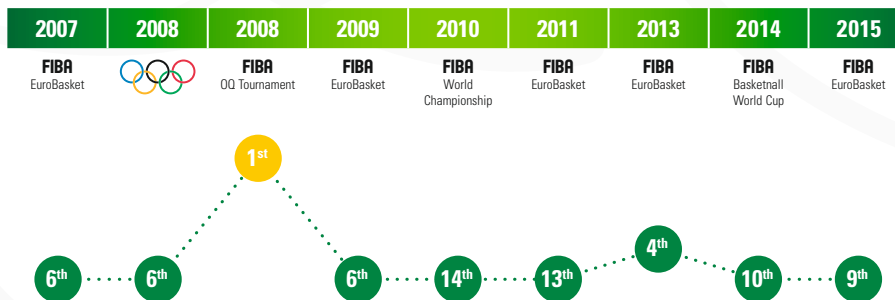
## MEDAL COUNT



## BEST RESULTS

2<sup>nd</sup> (1992)

## NATIONAL TEAM HISTORY SINCE 2007



## HOW DID THEY QUALIFY?

Winner FIBA Olympic Qualifying Tournament Turin 2016

05 Jul. 2016	vs ITA	60-67
06 Jul. 2016	vs TUN	72-52
08 Jul. 2016	vs GRE	66-61
09 Jul. 2016	vs ITA	84-78

## ACCUMULATED STATS AT FIBA QUALIFYING TOURNAMENT TURIN 2016

Name	G	Min	2PT%	3PT%	FT%	OR	DR	As	St	To	BS	PPG
L. Babic	4	14.8	50.0	33.3	0.0	0.3	1.8	1.0	0.3	0.5	0.3	1.3
F. Kruslin	2	1.5	0.0	0.0	0.0	0.0	1.0	0.5	0.5	0.0	0.0	0.0
R. Stipcevic	2	13.5	100.0	40.0	0.0	0.0	1.0	1.0	0.0	0.5	0.0	4.0
K. Simon	4	25.8	27.3	40.0	41.7	0.3	4.5	2.0	0.3	1.8	0.3	10.3
M. Hezonja	4	23.5	36.4	20.0	66.7	0.5	2.8	1.8	1.3	0.8	0.0	4.5
D. Saric	4	36.0	52.9	18.2	70.0	2.8	7.3	2.3	0.8	3.3	0.5	14.0
R. Ukic	4	26.3	44.4	9.1	100.0	0.0	3.0	3.5	0.3	1.0	0.3	3.3
D. Planinic	4	17.3	50.0	0.0	70.0	1.5	1.0	0.0	0.0	1.5	0.3	7.3
M. Bilan	4	18.0	15.4	0.0	66.7	1.5	3.3	0.3	0.0	0.8	0.3	3.0
Z. Sakic	3	1.7	0.0	100.0	0.0	0.0	0.0	0.0	0.0	0.0	0.0	1.0
B. Bogdanovic	4	36.3	47.6	25.9	85.7	0.3	4.5	1.3	0.8	2.3	0.0	24.3
<b>Team-Coach</b>	<b>4</b>	<b>0.0</b>	<b>0.0</b>	<b>0.0</b>	<b>0.0</b>	<b>3.5</b>	<b>3.0</b>	<b>0.0</b>	<b>0.0</b>	<b>0.8</b>	<b>0.0</b>	<b>0.0</b>
<b>Totals</b>	<b>4</b>	<b>206.5</b>	<b>44.1</b>	<b>28.0</b>	<b>71.7</b>	<b>10.5</b>	<b>32.0</b>	<b>12.8</b>	<b>3.8</b>	<b>12.8</b>	<b>1.8</b>	<b>70.5</b>

## BOGDANOVIC BOJAN

**DOB:** 18/04/1989  
**Height:** 200 cm / 6' 6"  
**Club(s) 2015-16:**  
Brooklyn Nets  
(USA), NBA  
**@44Bojan**  
**@44bojan**



SG

### NATIONAL TEAM STATS

Year	Event	G	min	2PT%	3PT%	FT%	OR	DR	As	St	TO	BS	PPG	Eff
2016	Qualifying Tournament	4	36.3	47.6	25.9	85.7	0.3	4.5	1.3	2.3	0.8	0.0	24.3	16.8
2015	EuroBasket	5	27.4	43.3	16.7	80.0	0.6	2.8	1.6	1.6	0.6	0.0	10.8	6.6
2014	Basketball World Cup	6	33.5	60.9	36.1	74.4	0.7	3.5	1.3	2.3	0.8	0.2	21.2	16.7
2013	EuroBasket	11	34.1	51.0	31.0	75.5	0.9	3.2	0.9	1.6	0.5	0.4	17.4	12.5
2011	EuroBasket	5	30.2	54.5	40.9	92.9	0.6	3.2	0.8	1.0	1.2	0.2	12.8	13.0
2010	World Championship	6	23.8	70.6	46.7	66.7	1.0	1.8	1.0	0.7	0.7	0.0	11.7	11.7

### CLUB STATS 2015-16

Season	Club (league or country)	G	min	2PT%	3PT%	FT%	OR	DR	As	St	TO	BS	PPG	Eff
2015/16	Brooklyn Nets/USA: NBA	79	26.7	47.3	38.3	83.3	0.5	2.8	1.3	1.5	0.4	0.1	11.2	8.8

## HEZONJA MARIO

**DOB:** 25/02/1995  
**Height:** 202 cm / 6' 7"  
**Club(s) 2015-16:**  
Orlando Magic  
(USA), NBA  
**@MarioHezonja**  
**@hezonjamario**



SG

### NATIONAL TEAM STATS

Year	Event	G	min	2PT%	3PT%	FT%	OR	DR	As	St	TO	BS	PPG	Eff
2016	Qualifying Tournament	4	23.5	36.4	20.0	66.7	0.5	2.8	1.8	0.8	1.3	0.0	4.5	5.8
2015	EuroBasket	6	21.5	66.7	27.3	66.7	0.8	3.5	1.2	1.7	0.8	0.5	6.7	8.0
2014	Basketball World Cup	2	6.5	100.0	0.0	0.0	0.5	0.5	0.5	1.5	0.0	0.0	2.0	2.0

### CLUB STATS 2015-16

Season	Club (league or country)	G	min	2PT%	3PT%	FT%	OR	DR	As	St	TO	BS	PPG	Eff
2015/16	Orlando Magic/USA: NBA	79	17.9	50.4	34.9	90.7	0.4	1.9	1.4	1.2	0.5	0.2	6.1	5.2

## SARIC DARIO

**DOB:** 08/04/1994  
**Height:** 208 cm / 6' 9"  
**Club(s) 2015-16:**  
Anadolu Efes  
(TUR), TBL



F

### NATIONAL TEAM STATS

Year	Event	G	min	2PT%	3PT%	FT%	OR	DR	As	St	TO	BS	PPG	Eff
2016	Qualifying Tournament	4	36.0	52.9	18.2	70.0	2.8	7.3	2.3	3.3	0.8	0.5	14.0	16.5
2015	EuroBasket	6	28.7	53.1	26.7	48.0	1.0	5.3	2.7	2.8	0.7	0.5	9.7	10.5
2014	Basketball World Cup	6	26.2	56.8	33.3	92.9	1.7	5.0	2.3	2.2	1.7	0.3	11.7	16.0
2013	EuroBasket	11	17.7	50.0	40.0	56.3	0.6	2.5	0.9	1.0	0.4	0.7	5.5	6.7

### CLUB STATS 2015-16

Season	Club (league or country)	G	min	2PT%	3PT%	FT%	OR	DR	As	St	TO	BS	PPG	Eff
2015/16	Efes Pilsen/Turkey: TBL	26	22.6	53.1	33.3	78.9	1.5	4.4	1.4	1.6	0.6	0.3	10.8	11.7
2015/16	Efes Pilsen/Turkey: TBL	9	25.0	49.2	66.7	88.9	1.2	3.4	1.0	1.3	1.2	0.0	13.8	14.1
2015/16	Anadolu Efes Istanbul/EuroLeague	24	22.5	55.2	40.3	93.9	1.5	4.3	1.5	1.5	0.5	0.5	11.7	13.1

## SIMON KRUNOSLAV

**DOB:** 24/06/1985  
**Height:** 196 cm / 6' 5"  
**Club(s) 2015-16:**  
Ea7 Emporio Armani  
Milano (ITA), Serie A



SG

### NATIONAL TEAM STATS

Year	Event	G	min	2PT%	3PT%	FT%	OR	DR	As	St	TO	BS	PPG	Eff
2016	Qualifying Tournament	4	25.8	27.3	40.0	41.7	0.3	4.5	2.0	1.8	0.3	0.3	10.3	8.3
2015	EuroBasket	6	24.5	54.2	54.2	85.0	1.2	3.5	3.7	1.3	0.8	0.0	13.7	17.3
2014	Basketball World Cup	6	28.2	28.6	36.7	75.0	0.5	3.7	2.3	1.2	1.0	0.5	9.5	10.0
2013	EuroBasket	11	23.8	48.3	44.7	78.6	0.6	3.2	2.1	2.5	0.1	0.2	9.3	9.0

### CLUB STATS 2015-16

Season	Club (league or country)	G	min	2PT%	3PT%	FT%	OR	DR	As	St	TO	BS	PPG	Eff
2015/16	Ea7 EA Milano/Italy: Lega A	28	28.1	47.3	45.5	91.2	0.5	4.0	3.3	2.3	0.7	0.1	15.1	14.1
2015/16	Ea7 EA Milano/Italy: Lega A	15	24.1	55.4	41.4	88.9	0.6	3.1	2.7	2.2	0.6	0.1	12.6	11.6
2015/16	Ea7 EA Milano/EuroLeague	10	27.0	44.4	27.1	70.4	0.7	3.3	2.8	2.2	0.6	0.3	10.7	7.3
2015/16	Ea7 EA Milano/EuroCup	6	27.7	53.8	37.5	85.7	0.5	4.3	3.3	2.5	1.0	0.5	14.7	13.9
2015/16	Ea7 EA7 EA Milano/EuroCup	3	29.7	71.4	26.3	70.0	0.0	2.3	3.3	2.3	0.3	0.3	14.0	9.9

## BABIC LUKA

**DOB:** 29/09/1991  
**Height:** 200 cm / 6' 6"  
**Club(s) 2015-16:**  
Cedevita Zagreb  
(CRO), A-1 Liga  
**@LukaBabic9**  
**@lbabic9**



SF

### NATIONAL TEAM STATS

Year	Event	G	min	2PT%	3PT%	FT%	OR	DR	As	St	TO	BS	PPG	Eff
2016	Qualifying Tournament	4	14.8	50.0	33.3	0.0	0.3	1.8	1.0	0.5	0.3	0.3	1.3	3.0
2014	Basketball World Cup	2	8.0	0.0	50.0	50.0	0.0	1.0	0.5	0.5	0.0	0.0	3.5	3.0

### CLUB STATS 2015-16

Season	Club (league or country)	G	min	2PT%	3PT%	FT%	OR	DR	As	St	TO	BS	PPG	Eff
2015/16	Cedevita/Croatia: A1	14	22.7	63.0	45.0	72.4	0.4	3.4	2.8	0.8	0.6	0.3	7.6	9.0
2015/16	Cedevita/Croatia: A1	5	28.8	66.7	52.6	66.7	0.8	6.2	3.6	2.0	0.6	0.4	12.4	16.3
2015/16	Cedevita/Adriatic League	23	26.4	50.0	32.9	75.8	0.7	3.3	2.7	1.1	0.6	0.3	8.0	7.6
2015/16	Cedevita/Adriatic League	2	21.5	0.0	33.3	100.0	0.5	3.0	2.5	1.0	0.0	0.0	2.5	3.3
2015/16	Cedevita Zagreb/EuroLeague	22	28.7	52.2	31.1	66.7	0.5	4.2	2.2	1.7	0.7	0.0	8.7	8.5



## BILAN MIRO

DOB: 21/07/1989

Height: 213 cm / 6' 11"

Club(s) 2015-16:  
Cedevita Zagreb  
(CRO), A-1 Liga

@M1roB1lan



C

### NATIONAL TEAM STATS

Year	Event	G	min	2PT%	3PT%	FT%	OR	DR	As	St	TO	BS	PPG	Eff
2016	Qualifying Tournament	4	18.0	15.4	0.0	66.7	1.5	3.3	0.3	0.8	0.0	0.3	3.0	3.8
2015	EuroBasket	4	5.0	25.0	0.0	100.0	0.3	0.8	0.0	1.0	0.5	0.0	1.0	0.8

### CLUB STATS 2015-16

Season	Club (league or country)	G	min	2PT%	3PT%	FT%	OR	DR	As	St	TO	BS	PPG	Eff
2015/16	Cedevita/Croatia: A1	14	20.9	57.0	0.0	70.7	1.4	4.3	2.5	2.0	0.4	0.6	10.5	12.1
2015/16	Cedevita/Croatia: A1	5	22.2	56.1	50.0	75.8	2.4	3.6	2.0	1.2	0.6	0.2	14.8	15.7
2015/16	Cedevita/Adriatic League	26	26.1	62.1	20.0	70.5	2.5	5.3	1.9	2.0	0.5	0.6	14.7	17.6
2015/16	Cedevita/Adriatic League	2	28.0	60.0	0.0	75.0	4.5	2.5	2.0	2.5	0.0	0.5	13.5	15.5
2015/16	Cedevita Zagreb/EuroLeague	24	26.0	55.4	33.3	62.5	2.2	4.0	2.0	2.0	0.7	0.3	13.1	13.5

## KRUSLIN FILIP

DOB: 18/03/1989

Height: 199cm / 6' 6"

Club(s) 2015-16:  
Cibona Zagreb  
(CRO), A-1 Liga

@krule6



SG

### NATIONAL TEAM STATS

Year	Event	G	min	2PT%	3PT%	FT%	OR	DR	As	St	TO	BS	PPG	Eff
2016	Qualifying Tournament	2	1.5	0.0	0.0	0.0	0.0	1.0	0.5	0.0	0.5	0.0	0.0	2.0

### CLUB STATS 2015-16

Season	Club (league or country)	G	min	2PT%	3PT%	FT%	OR	DR	As	St	TO	BS	PPG	Eff
2015/16	Cibona/Croatia: A1	14	22.5	45.9	31.7	76.3	0.6	2.5	3.4	1.8	0.4	0.0	7.3	6.5
2015/16	Cibona/Croatia: A1	6	25.3	63.2	21.7	68.0	1.0	3.0	4.2	2.5	0.5	0.0	9.3	8.2
2015/16	Cibona/Adriatic League	23	21.8	50.0	39.8	64.2	0.3	2.3	2.3	2.2	0.6	0.0	8.0	6.5
2015/16	BC Cibona/Europe Cup	9	21.3	45.8	44.1	75.8	0.7	3.4	2.6	1.3	0.3	0.1	10.2	10.1
2015/16	BC Cibona/Europe Cup	5	18.6	42.1	36.4	85.0	1.0	2.2	3.2	1.6	0.4	0.0	9.0	8.4

## PLANINIC DARKO

DOB: 22/11/1990

Height: 211cm / 6' 11"

Club(s) 2015-16:  
Laboral Kutxa  
Baskonia (ESP), ACB

@darkoplaninic

@darkoplaninic



C

### NATIONAL TEAM STATS

Year	Event	G	min	2PT%	3PT%	FT%	OR	DR	As	St	TO	BS	PPG	Eff
2016	Qualifying Tournament	4	17.3	50.0	0.0	70.0	1.5	1.0	0.0	1.5	0.0	0.3	7.3	5.0
2013	EuroBasket	8	51	77.8	0	75	2	3	1	2	4	0	37	/

### CLUB STATS 2015-16

Season	Club (league or country)	G	min	2PT%	3PT%	FT%	OR	DR	As	St	TO	BS	PPG	Eff
2015/16	Laboral K. Vitoria/Spain: ACB	26	9.3	67.9	0.0	71.4	0.7	1.3	0.3	0.9	0.2	0.0	4.1	4.9
2015/16	Laboral K. Vitoria/Spain: ACB	7	12.0	55.6	0.0	60.0	0.7	1.6	0.0	0.9	0.0	0.1	4.6	4.5
2015/16	Laboral K. Vitoria/EuroLeague	20	8.9	56.1	0.0	70.6	0.8	1.2	0.2	1.3	0.2	0.1	2.9	3.7
2015/16	Laboral K. Vitoria/EuroLeague	5	10.2	50.0	0.0	80.0	1.8	0.8	0.4	1.2	0.2	0.0	4.0	4.9

## SAKIC ZELJKO

DOB: 14/04/1988

Height: 203cm / 6' 7"

Club(s) 2015-16:  
Lukoil Academic  
Sofia (BUL), NBL

@zeljkosakic



SF

### NATIONAL TEAM STATS

Year	Event	G	min	2PT%	3PT%	FT%	OR	DR	As	St	TO	BS	PPG	Eff
2016	Qualifying Tournament	3	1.7	0.0	100.0	0.0	0.0	0.0	0.0	0.0	0.0	0.0	1.0	1.0

### CLUB STATS 2015-16

Season	Club (league or country)	G	min	2PT%	3PT%	FT%	OR	DR	As	St	TO	BS	PPG	Eff
2015/16	Lukoil Academic/BUL: NBL	27	25.3	70.5	35.9	79.1	2.4	5.9	2.2	1.8	1.1	0.0	15.9	19.7
2015/16	Lukoil Academic/BUL: NBL	8	25.4	63.9	36.4	85.7	2.9	5.3	1.6	1.4	1.5	0.1	16.5	19.7
2015/16	Lukoil Academic/Europe Cup	12	32.3	49.4	21.6	77.0	1.3	8.0	1.9	2.3	1.1	0.3	13.9	15.8

## STIPCEVIC ROK

DOB: 20/05/1986

Height: 188 cm / 6' 2"

Club(s) 2015-16:  
Dinamo Basket  
Sassari (ITA), Serie A

@rstipsa



PG

### NATIONAL TEAM STATS

Year	Event	G	min	2PT%	3PT%	FT%	OR	DR	As	St	TO	BS	PPG	Eff
2016	Qualifying Tournament	2	13.5	100.0	40.0	0.0	0.0	1.0	1.0	0.5	0.0	0.0	4.0	4.0
2015	EuroBasket	6	17.2	42.9	26.3	71.4	0.8	0.8	1.5	0.7	0.5	0.0	4.3	4.0
2011	EuroBasket	5	5.4	50.0	0.0	66.7	0.0	0.6	0.2	0.4	0.0	0.0	1.2	0.6
2010	World Championship	2	6.5	0.0	0.0	0.0	0.0	0.5	0.0	0.0	0.0	0.0	0.0	-0.5

### CLUB STATS 2015-16

Season	Club (league or country)	G	min	2PT%	3PT%	FT%	OR	DR	As	St	TO	BS	PPG	Eff
2015/16	Banco di SS/Italy: Lega A	30	21.0	48.5	42.1	83.3	0.2	1.4	1.9	1.2	0.8	0.0	9.3	6.9
2015/16	Banco di SS/Italy: Lega A	3	29.3	69.2	25.0	100.0	0.3	2.7	4.0	1.0	1.7	0.0	10.0	11.2
2015/16	Dinamo Banco di SS/EuroLeague	10	17.7	37.5	38.2	100.0	0.2	1.1	1.7	1.4	0.3	0.0	6.5	4.3
2015/16	Dinamo Banco di SS/EC	6	23.0	71.4	37.1	100.0	0.3	1.5	2.5	1.2	0.3	0.0	9.5	7.6



## UKIC ROKO

**DOB:** 05/12/1984Y

**Height:** 183 cm / 6' 0"

**Club(s) 2015-16:**

Av Cantu  
(ITA), Serie A

[@RokoLeni10](#)



### NATIONAL TEAM STATS

Year	Event	G	min	2PT%	3PT%	FT%	OR	DR	As	St	TO	BS	PPG	Eff
2016	Qualifying Tournament	4	26.3	44.4	9.1	100.0	0.0	3.0	3.5	1.0	0.3	0.3	3.3	5.5
2015	EuroBasket	6	25.5	50.0	37.5	100.0	0.5	1.2	3.2	1.7	0.0	0.0	6.7	6.8
2014	Basketball World Cup	6	19.5	38.5	37.5	50.0	0.3	1.0	2.2	0.3	0.3	0.0	4.8	5.2
2013	EuroBasket	11	30.5	43.1	18.9	65.0	1.5	2.8	3.2	1.4	0.5	0.0	8.7	8.4
2010	World Championship	6	28.2	45.5	25.0	72.7	0.5	2.2	3.5	1.7	1.2	0.0	8.8	8.5

### CLUB STATS 2015-16

Season	Club (league or country)	G	min	2PT%	3PT%	FT%	OR	DR	As	St	TO	BS	PPG	Eff
2015/16	Acqua VC/Italy: Lega A	14	29.8	53.7	29.5	82.1	0.4	2.4	4.9	2.4	0.6	0.0	10.7	8.4
2015/16	Openjobmetis V/Italy: Lega A	9	27.1	47.7	47.2	100.0	1.0	1.0	5.6	2.0	0.8	0.1	12.0	9.8
2015/16	FoxTown Cantu/EC	3	27.7	45.5	42.9	70.0	2.0	1.7	4.3	2.3	0.3	0.3	11.7	10.6
2015/16	Varese/Europe Cup	16	28.0	62.5	38.9	66.7	0.0	1.5	5.8	2.3	0.8	0.0	11.8	8.5

## ARAPOVIC MARKO

**DOB:** 20/07/1996

**Height:** 206 cm / 6' 9"

**Club(s) 2015-16:**

Cedevita Zagreb  
(CRO), A-1 Liga

[@MarkoArapovic](#)

[@35snipes](#)




### NATIONAL TEAM STATS

Year	Event	G	min	2PT%	3PT%	FT%	OR	DR	As	St	TO	BS	PPG	Eff
- First appearance -														

### CLUB STATS 2015-16

Season	Club (league or country)	G	min	2PT%	3PT%	FT%	OR	DR	As	St	TO	BS	PPG	Eff
2015/16	Cedevita/Croatia: A1	14	21.9	55.8	43.5	85.3	1.8	3.6	1.2	1.1	0.4	0.3	12.5	13.3
2015/16	Cedevita/Croatia: A1	5	19.4	60.0	30.0	44.4	2.0	2.0	1.2	1.6	0.6	0.0	8.6	8.2
2015/16	Cedevita/Adriatic League	25	16.4	48.4	18.9	71.9	1.8	1.7	0.9	1.4	0.4	0.4	5.4	5.4
2015/16	Cedevita/Adriatic League	2	19.5	50.0	0.0	66.7	1.0	4.0	0.0	1.5	0.0	0.0	4.0	5.3
2015/16	Cedevita Zagreb/EuroLeague	23	20.9	57.3	27.8	68.8	1.7	2.5	1.0	1.0	0.3	0.2	8.0	8.2



# NIGERIA

## FIBA RANKING

Men: **25**

Combined: **38**



HEAD COACH

## WILLIAM VOIGT

Nationality: USA

DOB: 18/08/1976

Coch of NT since: 2015

Club team 2015-16: -

Achievements with NT: AfroBasket 2015 Champion

Assistant Coaches: John Bryant & Mathias Eckhoff

## ROSTER

Name	Pos.	Height (cm. / ft.)	DOB	Club(s)
Uzoh Ben	PG	191cm / 6' 3"	18/03/1988	Canton Charge (USA), NBA D-League
Umeh Michael	PG	187cm / 6' 1"	18/09/1984	Ironi Nahariya (ISR), Winner League
Diogu Ike	PF	204cm / 6' 8"	11/09/1983	Guangdong Southern Tigers (CHN), CBA
Okoye Stan	SG	198cm / 6' 5"	10/04/1991	Lighthouse Conad Trapani (ITA), Serie A2
Akognon Josh	PG	189cm / 6' 2"	10/02/1986	Banco Di Sardegna (ITA), Serie A
Oguchi Chamberlain	SG	198cm / 6' 5"	28/04/1986	Anwil Wloclawek (POL), TBL
Ere Ebi	SG	196cm / 6' 5"	03/08/1981	Capitanes De Arecibo (PUR), BSN
Ogide Andy	F	204cm / 6' 8"	01/10/1987	Hapoel Migdal Haemek (ISR), National League
Gbinije Michael	F	201cm / 6' 7"	05/06/1992	Detroit Pistons (USA), NBA
Lawal Shane	PF	208cm / 6' 9"	08/10/1986	FC Barcelona Lassa (ESP), ACB
Aminu Alade	PF	210cm / 6' 10"	14/09/1987	Hapoel Eilat (ISR), Winner League
Ibekwe Ekene	C	210cm / 6' 10"	19/07/1985	Sagesse - Al Hekmeh Beirut (LIB), LBL

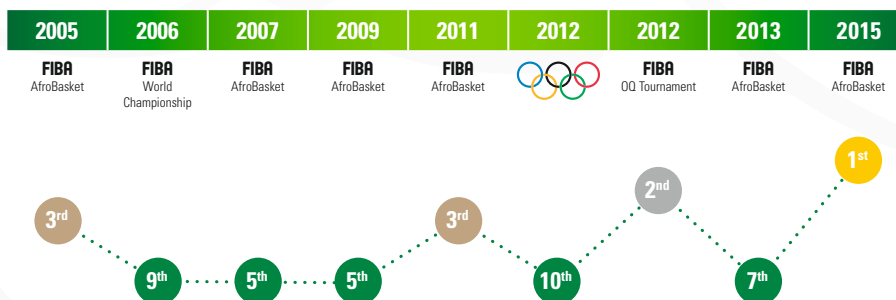
GROUP B



OLYMPIC APPEARANCES  
2012 (London)

BEST RESULTS  
10<sup>TH</sup> (2012)

## NATIONAL TEAM HISTORY SINCE 2005



## HOW DID THEY QUALIFY?

AfroBasket 2015 Champion

19 Aug. 2015	vs CAF	88-63
21 Aug. 2015	vs UGA	98-59
23 Aug. 2015	vs TUN	59-70
26 Aug. 2015	vs MOZ	83-47
27 Aug. 2015	vs GAB	88-64
29 Aug. 2015	vs SEN	88-79
30 Aug. 2015	vs ANG	74-65

## ACCUMULATED STATS AT AFROBASKET 2015

Name	G	Min	2PT%	3PT%	FT%	OR	DR	As	St	To	BS	PPG
B. Uzoh	7	22.4	42.5	50.0	57.7	1.3	1.9	3.0	1.9	1.7	0.3	8.3
M. Umeh	7	19.9	48.0	18.2	73.9	0.4	1.9	2.0	1.3	1.9	0.1	7.6
I. Diogu	1	1.0	0.0	0.0	0.0	0.0	0.0	0.0	0.0	0.0	0.0	0.0
A. Aminu	7	25.0	44.2	27.3	73.7	1.4	4.0	2.3	1.3	3.3	0.7	12.0
J. Olasewere	5	6.2	66.7	0.0	100.0	0.6	0.4	0.2	0.8	1.2	0.0	2.4
C. Oguchi	7	25.3	27.3	44.1	74.1	0.1	3.1	1.1	0.7	1.0	0.0	16.6
S. Okoye	7	10.6	33.3	25.0	66.7	0.4	1.6	0.4	0.1	0.9	0.1	3.6
A. Ogide	7	19.3	57.9	20.0	83.3	1.3	2.6	1.1	0.3	1.1	0.0	6.0
M. Gbinije	7	20.0	55.0	31.8	44.4	0.1	2.0	1.6	1.1	1.3	0.1	7.3
O. Lawal	7	24.0	76.0	0.0	81.8	3.6	5.4	3.0	0.7	1.7	1.1	9.3
A. Aminu	7	23.1	53.7	0.0	73.9	1.9	6.6	1.1	0.7	2.1	1.0	8.7
O. Oyedeji	7	9.9	50.0	0.0	45.5	0.9	2.9	0.3	0.3	0.6	0.0	1.6
<b>Team-Coach</b>	<b>7</b>	<b>0.0</b>	<b>0.0</b>	<b>0.0</b>	<b>0.0</b>	<b>2.4</b>	<b>2.0</b>	<b>0.0</b>	<b>0.0</b>	<b>0.7</b>	<b>0.0</b>	<b>0.0</b>

## OGUCHI CHAMBERLAIN

**DOB:** 28/04/1986

**Height:** 198cm / 6' 5"

**Club(s) 2015-16:**  
Anwil Wloclawek  
(POL), TBL

**@ChampOguchi**



### NATIONAL TEAM STATS

Year	Event	G	min	2PT%	3PT%	FT%	OR	DR	As	St	TO	BS	PPG	Eff
2015	Afrobasket	7	25.3	27.3	44.1	74.1	0.1	3.1	1.1	1.0	0.7	0.0	16.6	13.1
2012	Olympic Basketball Tournament	5	21.4	30.0	42.9	80.0	0.4	1.2	1.0	1.4	0.6	0.0	12.0	7.2
2012	World Olympic Qualifying Tournament	4	18.8	75.0	33.3	71.4	0.8	0.8	1.3	0.5	0.0	0.3	8.8	6.5
2009	AfroBasket	9	19.1	50.0	33.3	93.3	0.3	2.0	0.0	0.8	0.6	0.0	9.2	6.3
2007	AfroBasket	5	27.6	62.5	30.2	56.3	0.4	1.8	0.8	1.6	1.2	0.4	13.6	8.0
2006	World Championship	6	12.2	33.3	28.6	100.0	0.8	0.8	0.5	0.7	0.7	0.0	4.7	3.0
2005	AfroBasket	8	11.8	58.8	34.1	75.0	0.4	1.0	0.1	0.9	0.6	0.1	8.5	5.4

### CLUB STATS 2015-16

Season	Club (league or country)	G	min	2PT%	3PT%	FT%	OR	DR	As	St	TO	BS	PPG	Eff
2015/16	Anwil Wloclawek/Poland: PLK	11	21.8	36.2	35.5	81.8	0.2	1.7	0.7	1.3	1.0	0.1	13.7	7.8

## UMEH MICHAEL

**DOB:** 18/09/1984

**Height:** 187cm / 6' 1"

**Club(s) 2015-16:**  
Ironi Nahariya  
(ISR), Winner League



### NATIONAL TEAM STATS

Year	Event	G	min	2PT%	3PT%	FT%	OR	DR	As	St	TO	BS	PPG	Eff
2015	Afrobasket	7	19.9	48.0	18.2	73.9	0.4	1.9	2.0	1.9	1.3	0.1	7.6	6.1
2011	AfroBasket	7	28.0	53.3	43.3	84.6	0.9	2.0	2.3	1.7	1.6	0.0	11.7	12.0
2009	AfroBasket	9	13.3	55.6	27.8	87.5	0.3	1.3	1.0	1.6	0.8	0.0	4.7	4.1

### CLUB STATS 2015-16

Season	Club (league or country)	G	min	2PT%	3PT%	FT%	OR	DR	As	St	TO	BS	PPG	Eff
2015/16	Naharia/Israel: Winner League	32	30.4	45.8	39.1	85.5	0.5	2.7	1.7	2.4	1.5	0.3	12.9	9.8
2015/16	Naharia/Israel: Winner League	3	31.7	33.3	31.3	83.3	0.0	2.3	3.7	2.3	2.0	1.0	10.0	6.4

## DIOGU IKE

**DOB:** 11/09/1983

**Height:** 204cm / 6' 8"

**Club(s) 2015-16:**  
Guangdong Southern  
Tigers (CHN), CBA



### NATIONAL TEAM STATS

Year	Event	G	min	2PT%	3PT%	FT%	OR	DR	As	St	TO	BS	PPG	Eff
2015	Afrobasket	1	1.0	0.0	0.0	0.0	0.0	0.0	0.0	0.0	0.0	0.0	0.0	0.0
2013	AfroBasket	7	31.3	65.0	50.0	84.6	3.1	7.1	0.9	2.1	0.4	0.7	21.9	26.1
2012	Olympic Basketball Tournament	5	32.4	48.0	30.0	81.0	3.4	5.6	0.6	2.2	0.2	0.0	14.8	15.0
2012	World Olympic Qualifying Tournament	5	35.8	59.0	40.0	82.6	3.0	7.8	0.6	2.4	0.2	0.2	16.6	20.2

### CLUB STATS 2015-16

Season	Club (league or country)	G	min	2PT%	3PT%	FT%	OR	DR	As	St	TO	BS	PPG	Eff
2015/16	Guangdong Tigers/China: CBA	37	32.0	58.9	50.2	71.8	2.5	6.5	1.2	1.8	0.5	0.5	19.6	21.8
2015/16	Guangdong Tigers/China: CBA	7	36.1	54.4	37.8	74.1	3.1	8.7	1.4	2.6	1.0	1.1	24.0	25.4

## OKOYE STAN

**DOB:** 10/04/1991

**Height:** 198cm / 6' 5"

**Club(s) 2015-16:**  
Lighthouse Conad Trapani  
(ITA), Serie A2

**@StanOkoye\_**

**@stanokoye**



### NATIONAL TEAM STATS

Year	Event	G	min	2PT%	3PT%	FT%	OR	DR	As	St	TO	BS	PPG	Eff
2015	Afrobasket	7	10.6	33.3	25.0	66.7	0.4	1.6	0.4	0.9	0.1	0.1	3.6	2.1
2013	AfroBasket	7	25.3	56.8	39.3	84.6	1.1	2.6	2.0	0.9	0.4	0.1	12.3	12.7

### CLUB STATS 2015-16

Season	Club (league or country)	G	min	2PT%	3PT%	FT%	OR	DR	As	St	TO	BS	PPG	Eff
2015/16	Bawer Matera/ITA: Serie A2	40	32.3	45.6	31.7	71.6	2.1	5.2	1.6	2.8	0.9	0.7	17.1	14.1
2015/16	Lighthouse Conad Trapani/ITA: Serie A2	20	27.6	45.3	47.2	64.3	1.4	6.1	0.9	1.6	0.8	0.8	10.8	13.0
2015/16	Lighthouse Conad Trapani/ITA: Serie A2	10	27.4	56.0	27.3	66.7	1.8	5.2	0.6	0.6	1.4	0.4	11.2	12.0

## OGIDE ANDY

**DOB:** 01/10/1987

**Height:** 204cm / 6' 8"

**Club(s) 2015-16:**  
Hapoel Migdal Haemek  
(ISR), National League

**@AndyOgide**

**@andyogide**




### NATIONAL TEAM STATS

Year	Event	G	min	2PT%	3PT%	FT%	OR	DR	As	St	TO	BS	PPG	Eff
2015	Afrobasket	7	19.3	57.9	20.0	83.3	1.3	2.6	1.1	1.1	0.3	0.0	6.0	6.0
2013	AfroBasket	2	7.5	66.7	0.0	0.0	0.0	0.5	0.5	0.0	0.0	0.0	2.0	2.0

### CLUB STATS 2015-16

Season	Club (league or country)	G	min	2PT%	3PT%	FT%	OR	DR	As	St	TO	BS	PPG	Eff
2015/16	Hapoel Migdal Haemek/ISR: National L.	24	35.2	59.4	24.0	70.5	3.8	8.0	1.4	1.0	2.5	1.0	19.7	24.8



## GBINIJE MICHAEL

**DOB:** 05/06/1992

**Height:** 201cm / 6' 7"

**Club(s) 2015-16:**  
Syracuse  
(USA), NCAA Div I



### NATIONAL TEAM STATS

Year	Event	G	min	2PT%	3PT%	FT%	OR	DR	As	St	TO	BS	PPG	Eff
2015	Afrobasket	7	20.0	55.0	31.8	44.4	0.1	2.0	1.6	1.3	1.1	0.1	7.3	6.1

### CLUB STATS 2015-16

Season	Club (league or country)	G	min	2PT%	3PT%	FT%	OR	DR	As	St	TO	BS	PPG	Eff
2015/16	Syracuse/USA: NCAA Div I	37	37.9	52.5	39.1	66.3	1.1	3	4.3	1.9	2.8	0.4	37.9	/

## LAWAL SHANE

**DOB:** 08/10/1986

**Height:** 208cm / 6' 9"

**Club(s) 2015-16:**  
FC Barcelona Lassa  
(ESP), ACB



### NATIONAL TEAM STATS

Year	Event	G	min	2PT%	3PT%	FT%	OR	DR	As	St	TO	BS	PPG	Eff
2015	Afrobasket	7	24.0	76.0	0.0	81.8	3.6	5.4	3.0	1.7	0.7	1.1	9.3	19.6

### CLUB STATS 2015-16

Season	Club (league or country)	G	min	2PT%	3PT%	FT%	OR	DR	As	St	TO	BS	PPG	Eff
2015/16	FC Barcelona Lassa/Spain: ACB	21	12.0	74.5	0.0	73.1	1.1	2.5	0.3	1.0	0.4	0.7	4.5	7.1
2015/16	FC Barcelona Lassa/Spain: ACB	5	5.0	57.1	0.0	50.0	0.6	0.6	0.0	0.8	0.0	0.0	1.8	2.0
2015/16	FC Barcelona Lassa/EuroLeague	16	15.6	67.3	0.0	59.4	2.1	2.2	0.6	0.9	0.4	0.8	5.6	8.0
2015/16	FC Barcelona Lassa/EuroLeague	1	4.0	0.0	0.0	0.0	1.0	0.0	0.0	0.0	1.0	0.0	0.0	2.0

## AMINU ALADE

**DOB:** 14/09/1987

**Height:** 210cm / 6' 10"

**Club(s) 2015-16:**  
Hapoel Eilat (ISR),  
Winner League

**@Aminu\_34**

**@gaprince4**



### NATIONAL TEAM STATS

Year	Event	G	min	2PT%	3PT%	FT%	OR	DR	As	St	TO	BS	PPG	Eff
2015	Afrobasket	7	23.1	53.7	0.0	73.9	1.9	6.6	1.1	2.1	0.7	1.0	8.7	14.1
2013	AfroBasket	7	26.1	57.5	0.0	63.9	2.3	4.4	1.3	1.7	1.1	0.6	15.3	16.7
2012	Olympic Basketball Tournament	5	21.4	50.0	0.0	46.2	3.2	2.6	0.4	1.8	0.4	0.8	8.0	8.8
2012	World Olympic Qualifying Tournament	5	14.4	45.5	0.0	80.0	1.2	1.4	1.0	1.0	0.0	0.4	4.8	5.2

### CLUB STATS 2015-16

Season	Club (league or country)	G	min	2PT%	3PT%	FT%	OR	DR	As	St	TO	BS	PPG	Eff
2015/16	Hapoel Eilat/Israel: Winner League	33	29.4	59.5	0.0	68.2	2.5	7.3	1.4	1.5	0.8	1.7	14.6	19.2
2015/16	Hapoel Eilat/Israel: Winner League	4	35.3	54.8	14.3	70.6	4.8	8.3	2.5	1.0	1.3	1.8	15.3	21.9

## IBEKWE EKENE

**DOB:** 19/07/1985

**Height:** 210cm / 6' 10"

**Club(s) 2015-16:**  
Krasny Oktyabr Volgograd  
(RUS), VTB; GIESSEN  
46ers,(GER), GER

**@Ebeks25**

**@ebeks25**



### NATIONAL TEAM STATS

Year	Event	G	min	2PT%	3PT%	FT%	OR	DR	As	St	TO	BS	PPG	Eff
2012	Olympic Basketball Tournament	3	4.3	100.0	0.0	50.0	0.3	0.3	0.3	0.0	0.0	0.0	1.0	1.3
2012	World Olympic Qualifying Tournament	5	6.8	50.0	33.3	0.0	0.6	0.8	0.0	0.6	0.0	0.4	2.8	2.4
2006	World Championship	6	19.5	50.0	0.0	33.3	2.3	4.3	0.7	0.8	0.7	1.3	8.7	11.3
2005	AfroBasket	8	17.6	60.0	40.0	59.1	1.5	3.0	0.6	2.0	0.6	0.9	7.6	8.8

### CLUB STATS 2015-16

Season	Club (league or country)	G	min	2PT%	3PT%	FT%	OR	DR	As	St	TO	BS	PPG	Eff
2015/16	GIESSEN 46ers/GER: BEKO Bundesliga	8	22.5	58.8	20.0	73.0	1.3	3.4	0.9	1.8	0.8	1.4	14.1	13.2
2015/16	Krasny Oktyabr Volgograd/VTB UL	17	30.7	60.3	31.1	66.7	1.7	7.0	1.9	2.1	1.2	1.5	17.6	18.6

## UZOH BEN

**DOB:** 18/03/1988

**Height:** 191cm / 6' 3"

**Club(s) 2015-16:**  
did not play

**@whereya\_ben**



### NATIONAL TEAM STATS

Year	Event	G	min	2PT%	3PT%	FT%	OR	DR	As	St	TO	BS	PPG	Eff
2015	Afrobasket	7	22.4	42.5	50.0	57.7	1.3	1.9	3.0	1.7	1.9	0.3	8.3	9.6
2013	AfroBasket	7	32.9	48.4	11.1	52.9	1.4	4.4	5.0	3.7	1.0	0.6	10.6	12.3

## AKOIGNON JOSH

**DOB:** 10/02/1986

**Height:** 189cm / 6' 2"

**Club(s) 2015-16:**  
Banco Di Sardegna  
(ITA), Serie A



PG

### NATIONAL TEAM STATS

Year	Event	G	min	2PT%	3PT%	FT%	OR	DR	As	St	TO	BS	PPG	Eff
2009	AfroBasket	8	22.6	57.6	21.1	84.6	0.1	1.4	2.0	1.8	1.1	0.0	9.1	6.3
2006	World Championship	6	11.3	30.0	22.2	50.0	0.0	0.2	0.5	0.8	0.0	0.0	2.2	-0.5

### CLUB STATS 2015-16

Season	Club (league or country)	G	min	2PT%	3PT%	FT%	OR	DR	As	St	TO	BS	PPG	Eff
2015/16	Jilin Tigers/China: CBA	22	42.0	55.8	36.7	88.6	1.3	4.0	3.7	2.5	1.7	0.3	32.5	24.3
2015/16	Banco di Sardegna Sassari/Italy: Lega A11	24.5	63.4	41.9	96.8	0.3	1.2	1.9	1.8	0.8	0.0	17.3	12.8	
2015/16	Banco di Sardegna Sassari/Italy: Lega A3	22.0	45.5	14.3	100.0	0.7	0.3	1.0	4.0	0.7	0.0	6.3	0.6	

## ERE EBI

**DOB:** 03/08/1981

**Height:** 196cm / 6' 5"

**Club(s) 2015-16:**  
Adelaide 36ers (AUS), NBL

**@EbiTheGreat23**

**@ebiere23**



SG

### NATIONAL TEAM STATS

Year	Event	G	min	2PT%	3PT%	FT%	OR	DR	As	St	TO	BS	PPG	Eff
2009	AfroBasket	7	23.4	44.7	39.3	92.3	0.7	1.4	1.7	1.4	1.4	0.1	11.3	9.7
2006	World Championship	6	27.0	42.5	36.8	70.6	1.0	2.0	0.8	1.0	1.0	0.2	11.2	8.5

### CLUB STATS 2015-16

Season	Club (league or country)	G	min	2PT%	3PT%	FT%	OR	DR	As	St	TO	BS	PPG	Eff
2015/16	Adelaide 36ers/AUS: NBL	28	22.41	45.1	34.7	68.2	0.71	1.57	1.07	0.64	1.32	0.07	2	/

# REFEREES

## Ahmed **AL BULUSHI**

Flag of: OMA  
Age: 41  
FIBA referee for: 13 years

## Steven **ANDERSON**

Flag of: USA  
Age: 34  
FIBA referee for: 5 years

## Scott Paul **BEKER**

Flag of: AUS  
Age: 41  
FIBA referee for: 10 years

## Ilija **BELOSEVIC**

Flag of: SRB  
Age: 44  
FIBA referee for: 18 years

## Chahinaz **BOUSSETTA**

Flag of: MAR  
Age: 47  
FIBA referee for: 19 years

## Christos **CHRISTODOULOU**

Flag of: GRE  
Age: 50  
FIBA referee for: 16 years

## Natalia **CUELLO CUELLO**

Flag of: DOM  
Age: 36  
FIBA referee for: 7 years

## Zhu **DUAN**

Flag of: CHN  
Age: 41  
FIBA referee for: 9 years

## Juan Carlos **GONZALEZ**

Flag of: ESP  
Age: 46  
FIBA referee for: 11 years

## Intae **HWANG**

Flag of: KOR  
Age: 36  
FIBA referee for: 8 years

## Damir **JAVOR**

Flag of: SLO  
Age: 42  
FIBA referee for: 10 years

## Carlos **JULIO**

Flag of: ANG  
Age: 44  
FIBA referee for: 19 years

## Karen **LASUIK**

Flag of: CAN  
Age: 50  
FIBA referee for: 16 years

## Olegs **LATISEVS**

Flag of: LAT  
Age: 36  
FIBA referee for: 13 years

## Leandro **LEZCANO**

Flag of: ARG  
Age: 33  
FIBA referee for: 4 years

## Guilherme **LOCATELLI**

Flag of: BRA  
Age: 34  
FIBA referee for: 6 years

## Robert **LOTTERMOSER**

Flag of: GER  
Age: 40  
FIBA referee for: 12 years

## Cristiano **MARANHO**

Flag of: BRA  
Age: 42  
FIBA referee for: 18 years

## Vaughan **MAYBERRY**

Flag of: AUS  
Age: 44  
FIBA referee for: 16 years

## Anne **PANTHER**

Flag of: GER  
Age: 34  
FIBA referee for: 4 years

## Ferdinand **PASCUAL**

Flag of: PHI  
Age: 45  
FIBA referee for: 13 years

## Piotr **PASTUSIAK**

Flag of: POL  
Age: 40  
FIBA referee for: 6 years

## Carlos **PERUGA**

Flag of: ESP  
Age: 39  
FIBA referee for: 4 years

## Sreten **RADOVIC**

Flag of: CRO  
Age: 48  
FIBA referee for: 15 years

## José **REYES**

Flag of: MEX  
Age: 44  
FIBA referee for: 21 years

## Borys **RYZHYK**

Flag of: UKR  
Age: 39  
FIBA referee for: 18 years

## Stephen **SEIBEL**

Flag of: CAN  
Age: 45  
FIBA referee for: 11 years

## Roberto **VAZQUEZ**

Flag of: PUR  
Age: 41  
FIBA referee for: 13 years

## Eddie **VIATOR**

Flag of: FRA  
Age: 44  
FIBA referee for: 13 years

## Nadege Anaize **ZOUZOU**

Flag of: CIV  
Age: 23  
FIBA referee for: 6 years

# AFROBASKET 2015

19-30 August 2015  
Radès, Tunisia

## FINAL STANDING

Team	W-L
1. Nigeria	6-1
2. Angola	5-2
3. Tunisia	6-1
4. Senegal	5-2
5. Egypt	6-1
6. Algeria	3-4
7. Mali	3-4
8. Gabon	1-6
9. Cameroon	3-2
10. Cabo Verde	3-2
11. Mozambique	2-3
12. Côte d'Ivoire	2-3
13. Morocco	1-4
14. CAF	1-4
15. Uganda	1-4
16. Zimbabwe	0-5

## GROUP PHASE

### GROUP A

Nigeria b. CAF	88-63
Tunisia b. Uganda	77-55
Uganda b. Nigeria	59-98
Tunisia b. CAF	68-52
CAF b. Uganda	60-56
Nigeria b. Tunisia	59-70

Team	W-L
1 Tunisia	3-0
2 Nigeria	2-1
3 CAF	1-2
4 Uganda	0-3

### GROUP B

Angola b. Mozambique	84-72
Senegal b. Morocco	77-71
Mozambique b. Senegal	76-86
Angola b. Morocco	68-67
Morocco b. Mozambique	82-85
Senegal b. Angola	74-73

Team	W-L
1 Senegal	3-0
2 Angola	2-1
3 Mozambique	1-2
4 Morocco	0-3

### GROUP C

Egypt b. Gabon	96-49
Mali b. Cameroon	56-70
Gabon b. Mali	54-78
Egypt b. Cameroon	83-77
Cameroon b. Gabon	93-67
Mali b. Egypt	49-55

Team	W-L
1 Egypt	3-0
2 Cameroon	2-1
3 Mali	1-2
4 Gabon	0-3

## GROUP D

Côte d'Ivoire b. Cabo Verde	56-76
Algeria b. Zimbabwe	87-67
Côte d'Ivoire b. Zimbabwe	64-52
Cabo Verde b. Algeria	78-69
Zimbabwe b. Cabo Verde	65-76
Algeria b. Côte d'Ivoire	74-81

Team	W-L
1 Cabo Verde	3-0
2 Côte d'Ivoire	2-1
3 Algeria	1-2
4 Zimbabwe	0-3

## ROUND OF 16

Egypt b. Zimbabwe	102-62
Angola b. CAF	62-61
Côte d'Ivoire b. Mali	57-76
Tunisia b. Morocco	69-68
Senegal b. Uganda	79-48
Cabo Verde b. Gabon	67-77
Nigeria b. Mozambique	83-47
Cameroon b. Algeria	71-73

## QUARTER-FINALS

Gabon b. Nigeria	64-88
Egypt b. Angola	63-83
Senegal b. Algeria	75-58
Tunisia b. Mali	67-60

## SEMI-FINALS

Senegal b. Nigeria	79-88
Tunisia b. Angola	51-58

## FINAL

Angola b. Nigeria	65-74
-------------------	-------

## CLASSIFICATION 9-10

Cabo Verde b. Cameroon	66-88
------------------------	-------

## CLASSIFICATION 11-12

Côte d'Ivoire b. Mozambique	63-70
-----------------------------	-------

## CLASSIFICATION 13-14

CAF b. Morocco	74-86
----------------	-------

## CLASSIFICATION 15-16

Zimbabwe b. Uganda	64-72
--------------------	-------

## 3<sup>rd</sup> PLACE GAME

Tunisia b. Senegal	82-73
--------------------	-------

## CLASSIFICATION 5-6

Egypt b. Algeria	69-63
------------------	-------

## CLASSIFICATION 7-8

Mali b. Gabon	94-82
---------------	-------

## CLASSIFICATION 5-8

Mali b. Egypt	51-74
Algeria b. Gabon	84-76

## TOP STATS

### POINTS

Player Name	Pts
1 Gorgui Dieng	SEN 22.9
2 Jeff Xavier	CPV 19.6
3 Augusto Matos	MOZ 19.2
4 Souleyman Diabate	CIV 18.4
5 Max Kouguere	CAF 18.0
6 Mohamed Harat	ALG 16.9
7 Chamberlain Oguchi	NGR 16.6
8 Soufiane Kourodu	MAR 16.6
9 Antoine Mendy	SEN 16.3
10 Abdelhakim Zouita	MAR 15.8
11 Jeremy Nzeulie	CMR 15.4
12 Carlos Morais	ANG 14.6
13 Stanley Ocitti	UGA 14.6
14 Mario Correia	CPV 14.6
15 Gyll Thérance Mayimba	GAB 14.2
16 Michael Brandon Roll	TUN 14.0
16 Macram Ben Romdhane	TUN 14.0
18 Pio Matos	MOZ 13.8
19 Frank Tchoubaye	CMR 13.6
20 Ivan Almeida	CPV 13.4
20 Vitalis Chikoko	ZIM 13.4
22 Destin Damachoua	CAF 12.6
23 Arnaud Adala Moto	CMR 12.4
24 Stephen Omwony	UGA 12.3
25 Al-Farouq Aminu	NGR 12.0

### REBOUNDS

Player Name	Pts
1 Gorgui Dieng	SEN 14.9
2 Rodrigo Mascarenhas	CPV 10.0
3 Olaseni Lawal	NGR 9.0
4 Vitalis Chikoko	ZIM 8.8
5 Alade Aminu	NGR 8.4
5 Assem Marei	EGY 8.4
7 Ivan Almeida	CPV 8.4
8 Brandon Sebirumbi	UGA 7.8
9 Johan R. S. Grebongo	CAF 7.6
10 Macram Ben Romdhane	TUN 7.3
11 Salah Mejri	TUN 7.0
12 Stephane Lasme	GAB 6.8
13 Mohamed Tangara	MLI 6.6
14 Arnaud Adala Moto	CMR 6.6
15 Gyll Thérance Mayimba	GAB 6.5
16 Stephen Omwony	UGA 6.5
17 Stanley Ocitti	UGA 6.4
18 Haytham Kamal	EGY 6.3
19 Steve Moundou Missi	CMR 6.2
19 Soufiane Kourodu	MAR 6.2
21 Mohamed Harat	ALG 6.1
22 Tatenda Maturure	ZIM 5.8
23 Yanick Moreira	ANG 5.7
24 Lerry R. Essono Mvé	GAB 5.6
25 Abderrahim Najah	MAR 5.6

### ASSISTS

Player Name	Pts
1 Xane Dalmeida	SEN 7.4
2 Mustapha Khalfi	MAR 6.0
3 Souleyman Diabate	CIV 5.8
4 Ivan Almeida	CPV 4.4
5 Jeff Xavier	CPV 4.0
6 Pio Matos	MOZ 3.8
7 Mounir Benzegala	ALG 3.7
7 Gorgui Dieng	SEN 3.7
9 Haytham Kamal	EGY 3.4
10 Mahamadou Kante	MLI 3.3

## STEALS

Player Name	Pts
1 Destin Damachoua	CAF 3.6
2 Lerry Rostand Essono Mvé	GAB 3.0
3 Souleyman Diabate	CIV 2.8
3 Pio Matos	MOZ 2.8
3 Ivan Almeida	CPV 2.8
6 Ehab Amin	EGY 2.4
7 Dimitry Coronel	CPV 2.4
8 Aymar-Kabrel Boundou	GAB 2.0
8 Stephane Lasme	GAB 2.0
10 Reda Ali Harras	MAR 2.0

## BLOCKS

Player Name	Pts
1 Vitalis Chikoko	ZIM 3.2
2 Salah Mejri	TUN 2.5
3 Stephane Lasme	GAB 1.8
4 Gorgui Dieng	SEN 1.3
4 Yanick Moreira	ANG 1.3

## TURNOVERS

Player Name	Pts
1 Abdelhakim Zouita	MAR 5.0
2 Destin Damachoua	CAF 4.8
3 Jeff Xavier	CPV 4.2
4 Pio Matos	MOZ 4.0
4 Souleyman Diabate	CIV 4.0
6 Aymar-Kabrel Boundou	GAB 3.8
7 Tatenda Maturure	ZIM 3.8
8 Lerry Rostand Essono Mvé	GAB 3.7
9 Gorgui Dieng	SEN 3.4
10 Soufiane Kourodu	MAR 3.4

## FREE-THROW PERCENTAGE

Player Name	Pts
1 Baggio Chimonso	MOZ100.0%
1 Jamal Olasewere	NGR100.0%
3 Dimitri Kongbo	CAF100.0%
4 Valdélcio Joaquim	ANG100.0%
5 Hugo Martins	MOZ100.0%
6 Gaston Essengué	CMR100.0%
7 Joel Almeida	CPV100.0%
8 Tawanda Chitsinde	ZIM100.0%
9 Jean-Philippe Koffi	CIV 94.1%
10 Ibrahim Saounera	MLI 90.0%

## TWO-POINT PERCENTAGE

Player Name	Pts
1 Abdelhakim Zouita	MAR 70.2%
2 Souleyman Diabate	CIV 66.7%
3 Macram Ben Romdhane	TUN 61.4%
4 Max Kouguere	CAF 60.5%
5 Mohamed Harat	ALG 57.6%
6 Soufiane Kourodu	MAR 57.1%
7 Mehdi Cheriet	ALG 57.1%
8 Gorgui Dieng	SEN 55.1%
9 Michael Brandon Roll	TUN 52.4%
10 Stephane Lasme	GAB 52.1%

## THREE-POINT PERCENTAGE

Player Name	Pts
1 Ramy Ibrahim	EGY 50.0%
2 Ibrahima Thomas	SEN 50.0%
3 Roberto Fortes	ANG 50.0%
4 Chamberlain Oguchi	NGR 44.1%
5 Edson Ndoniema	ANG 43.8%
6 Frank Tchoubaye	CMR 43.3%
7 Boubacar Moungoro	MLI 39.5%
8 Destin Damachoua	CAF 38.7%
9 Michael Brandon Roll	TUN 37.8%
10 Mounir Benzegala	ALG 36.6%

# 2015 FIBA AMERICAS CHAMPIONSHIP

31 August-12 September 2015  
Mexico City, Mexico

## FINAL STANDING

Team	W-L
1. Venezuela	6-4
2. Argentina	8-2
3. Canada	8-2
4. Mexico	7-3
5. Puerto Rico	4-4
6. Dominican Republic	2-6
7. Panama	2-6
8. Uruguay	2-6
9. Brazil	1-3
10. Cuba	0-4

## PRELIMINARY ROUND

### GROUP A

Uruguay b. Brazil	71-57
Dominican Republic b. Mexico	66-84
Panama b. Uruguay	78-71
Brazil b. Dominican Republic	71-65
Dominican Republic b. Panama	83-66
Mexico b. Brazil	65-58
Uruguay b. Dominican Republic	70-90
Panama b. Mexico	68-82
Brazil b. Panama	72-89
Mexico b. Uruguay	78-63

Team	W-L
1 Mexico	4-0
2 Dominican Republic	2-2
3 Panama	2-2
4 Uruguay	1-3
5 Brazil	1-3

### GROUP B

Cuba b. Venezuela	52-73
Argentina b. Puerto Rico	91-86
Canada b. Argentina	87-94
Puerto Rico b. Cuba	91-61
Cuba b. Canada	59-101
Venezuela b. Puerto Rico	74-63
Argentina b. Cuba	96-64
Canada b. Venezuela	82-62
Venezuela b. Argentina	68-77
Puerto Rico b. Canada	92-112

Team	W-L
1 Argentina	4-0
2 Canada	3-1
3 Venezuela	2-2
4 Puerto Rico	1-3
5 Cuba	0-4

## SECOND ROUND

### GROUP X

Dominican Republic b. Venezuela	68-72
Argentina b. Uruguay	90-87
Canada b. Panama	103-66
Mexico b. Puerto Rico	92-86
Panama b. Argentina	57-84
Puerto Rico b. Dominican Republic	98-92
Uruguay b. Canada	82-109
Venezuela b. Mexico	70-73
Argentina b. Dominican Republic	92-84
Venezuela b. Uruguay	75-77
Panama b. Puerto Rico	71-78
Mexico b. Canada	73-94
Panama b. Venezuela	62-75
Dominican Republic b. Canada	103-120
Uruguay b. Puerto Rico	69-80
Mexico b. Argentina	95-83

Team	W-L
1 Canada	6-1
2 Argentina	6-1
3 Mexico	6-1
4 Venezuela	3-4
5 Puerto Rico	3-4
6 Dominican Republic	2-5
7 Panama	1-6
8 Uruguay	1-6

## SEMIFINALS ROUND

Canada b. Venezuela	78-79
Argentina b. Mexico	78-70

## FINAL ROUND

Canada b. Mexico	87-86
Venezuela b. Argentina	76-71

## TOP STATS

### POINTS

Player Name	Pts
1 Luis Scola	ARG 21.1
2 Jose Barea	PUR 20.3
3 Gustavo Ayon	MEX 17.7
4 Andrés Nocioni	ARG 16.7
5 Andrew Wiggins	CAN 15.1
6 Edgar Sosa	DOM 15.1
7 Bruno Fitipaldo	URU 13.8
8 Michael Hicks	PAN 13.4
9 Jorge Gutierrez	MEX 13.3
10 James Feldeine	DOM 13.1
11 Renaldo Balkman	PUR 12.8
12 Mauricio Aguiar	URU 12.7
13 Nikolas Stauskas	CAN 12.3
14 John Cox	VEN 12.2
15 Héctor Hernández	MEX 12.0
16 Kelly Olynyk	CAN 11.9
17 Angel Vassallo	PUR 11.8
18 Trevor Gaskins	PAN 11.5
19 Francisco Cruz	MEX 11.1
20 Facundo Campazzo	ARG 10.7
20 Brady Heslip	CAN 10.7
22 Mathias Calfani	URU 10.4
23 Nicolas Borsellino	URU 10.1
23 Jaime Lloreda	PAN 10.1
25 Francisco Garcia	DOM 10.0

## REBOUNDS

Player Name	Pts
1 Gustavo Ayon	MEX 12.4
2 Luis Scola	ARG 10.1
3 Andrés Nocioni	ARG 9.0
4 Kelly Olynyk	CAN 7.5
5 Mathias Calfani	URU 6.9
6 Jaime Lloreda	PAN 6.8
7 Ruben Garces	PAN 6.6
8 Nestor Colmenares	VEN 6.0
9 Orlando Sanchez	DOM 5.6
10 Miguel Ruiz	VEN 5.5
11 Anthony Bennett	CAN 5.4
12 Renaldo Balkman	PUR 5.4
13 Ramon Clemente	PUR 5.3
14 Edward Santana	DOM 5.0
15 Nicolas Borsellino	URU 4.8
16 Melvin Ejim	CAN 4.7
17 Eulis Baez	DOM 4.6
18 Héctor Hernández	MEX 4.5
19 Andrew Wiggins	CAN 4.4
20 Kiril Wachsmann	URU 4.4
21 Leonardo Pomare	PAN 4.4
22 Trevor Gaskins	PAN 4.3
22 Jorge Bryan Diaz	PUR 4.3
24 Eloy Vargas	DOM 4.3
25 Juan Toscano	MEX

## ASSISTS

Player Name	Pts
1 Jose Barea	PUR 6.3
2 Facundo Campazzo	ARG 5.9
3 Cory Joseph	CAN 5.7
4 Paul Stoll	MEX 4.7
5 Nicolás Laprovittola	ARG 4.5
6 Gregory Vargas	VEN 4.4
7 Bruno Fitipaldo	URU 4.1
8 Jorge Gutierrez	MEX 3.9
9 James Feldeine	DOM 3.8
10 Edgar Sosa	DOM 3.6

## STEALS

Player Name	Pts
1 Renaldo Balkman	PUR 1.6
2 Gregory Vargas	VEN 1.5
3 Jose Barea	PUR 1.5
4 Facundo Campazzo	ARG 1.4
5 Jorge Gutierrez	MEX 1.4
6 Dwight Lewis	VEN 1.3
6 Gustavo Ayon	MEX 1.3
8 Paul Stoll	MEX 1.2
8 Nestor Colmenares	VEN 1.2
8 Patricio Garino	ARG 1.2

## BLOCKS

Player Name	Pts
1 Leonardo Pomare	PAN 1.3
2 Gustavo Ayon	MEX 1.2
3 Renaldo Balkman	PUR 1.1
4 Reque Newsome	URU 1.0
5 Luis Scola	ARG 0.9
5 Kelly Olynyk	CAN 0.9

## TURNOVERS

Player Name	Pts
1 Michael Hicks	PAN 3.1
2 Gustavo Ayon	MEX 2.9
3 Luis Scola	ARG 2.8
4 Jose Barea	PUR 2.8
5 Edgar Sosa	DOM 2.5
6 Trevor Gaskins	PAN 2.3
7 Kelly Olynyk	CAN 2.2
8 Francisco Cruz	MEX 2.2
9 Jorge Gutierrez	MEX 2.2
10 Andrew Wiggins	CAN 2.1

## FREE-THROW PERCENTAGE

Player Name	Pts
1 Nikolas STAUSKAS	CAN100.0%
2 Leonardo POMARE	PAN100.0%
3 Francisco CRUZ	MEX100.0%
4 John HOLLAND	PUR100.0%
5 Luis FLORES	DOM100.0%
6 Tayavek GALLIZZI	ARG100.0%
7 Javinger VARGAS	VEN100.0%
8 Guillermo DIAZ	PUR100.0%
9 Patricio GARINO	ARG 92.9%
10 Victor LIZ	DOM 92.3%
10 Francisco GARCIA	DOM 92.3%

## TWO-POINT PERCENTAGE

Player Name	Pts
1 Gustavo AYON	MEX 59.0%
2 Jaime LLOREDA	PAN 58.9%
3 Luis SCOLA	ARG 57.3%
4 Nestor COLMENARES	VEN 55.4%
5 Mathias CALFANI	URU 55.0%
6 Edgar SOSA	DOM 54.0%
7 Nicolas BORSELLINO	URU 53.8%
8 John COX	VEN 53.2%
9 Mauricio AGUIAR	URU 52.0%
10 Jose BAREA	PUR 50.8%

## THREE-POINT PERCENTAGE

Player Name	Pts
1 Andrew WIGGINS	CAN 51.7%
2 Paul STOLL	MEX 50.0%
3 Nikolas STAUSKAS	CAN 50.0%
4 Jose BAREA	PUR 48.9%
5 Philip SCRUBB	CAN 48.0%
6 James FELDEINE	DOM 47.6%
7 Andrew NICHOLSON	CAN 47.6%
8 Edgar SOSA	DOM 45.5%
9 Heissler GUILLENT	VEN 45.2%
10 Kelly OLYNYK	CAN 43.5%



# 2015 FIBA ASIA CHAMPIONSHIP

23 September-3 October 2015  
Huhan, China

## FINAL STANDING

Team	W-L
1. China	9-0
2. Philippines	7-2
3. Iran	7-2
4. Japan	5-4
5. Lebanon	5-4
6. Korea	5-4
7. Qatar	4-5
8. India	3-6
9. Jordan	5-3
10. Palestine	4-4
11. Kazakhstan	2-6
12. Hong Kong	1-7
13. Chinese Taipei	3-2
14. Kuwait	1-4
15. Singapore	1-4
16. Malaysia	0-5

## PRELIMINARY ROUND

### GROUP A

Iran b. Japan	86-48
Malaysia b. India	73-102
Iran b. India	88-66
Japan b. Malaysia	119-48
Malaysia b. Iran	42-122
India b. Japan	65-83

Team	W-L
1 Iran	3-0
2 Japan	2-1
3 India	1-2
4 Malaysia	0-3

### GROUP B

Kuwait b. Hong Kong	50-87
Philippines b. Palestine	73-75
Philippines b. Hong Kong	101-50
Palestine b. Kuwait	90-69
Kuwait b. Philippines	64-110
Hong Kong b. Palestine	79-85

Team	W-L
1 Palestine	3-0
2 Philippines	2-1
3 Hong Kong	1-2
4 Kuwait	0-3

### GROUP C

Korea b. Jordan	87-60
Singapore b. China	42-91
Korea b. China	73-76
Jordan b. Singapore	98-68
Singapore b. Korea	45-87
China b. Jordan	84-67

Team	W-L
1 China	3-0
2 Korea	2-1
3 Jordan	1-2
4 Singapore	0-3

### GROUP D

Chinese Taipei b. Lebanon	87-92
Qatar b. Kazakhstan	79-75
Chinese Taipei b. Kazakhstan	73-84
Lebanon b. Qatar	100-105
Qatar b. Chinese Taipei	64-72
Kazakhstan b. Lebanon	55-91

Team	W-L
1 Qatar	2-1
2 Lebanon	2-1
3 Kazakhstan	1-2
4 Chinese Taipei	1-2

## CLASSIFICATION (13-16)

Malaysia b. Kuwait	61-83
Singapore b. Chinese Taipei	65-111

## CLASSIFICATION (15-16)

Malaysia b. Singapore	59-92
-----------------------	-------

## CLASSIFICATION (13-14)

Kuwait b. Chinese Taipei	69-99
--------------------------	-------

## SECOND ROUND

### GROUP E

Iran b. Hong Kong	111-56
Palestine b. India	70-73
Japan b. Philippines	66-73
India b. Hong Kong	76-71
Philippines b. Iran	87-73
Palestine b. Japan	67-74
Palestine b. Iran	48-94
Japan b. Hong Kong	89-62
Philippines b. India	99-65

Team	W-L
1 Philippines	4-1
2 Iran	4-1
3 Japan	3-2
4 India	2-3
5 Palestine	2-3
6 Hong Kong	0-5

### GROUP F

Korea b. Lebanon	85-71
China b. Kazakhstan	75-62
Qatar b. Jordan	73-84
Qatar b. Korea	69-63
Lebanon b. China	72-90
Jordan b. Kazakhstan	87-73
Lebanon b. Jordan	80-76
China b. Qatar	89-65
Korea b. Kazakhstan	79-63

Team	W-L
1 China	5-0
2 Qatar	3-2
3 Korea	3-2
4 Lebanon	2-3
5 Jordan	2-3
6 Kazakhstan	0-5

## CLASSIFICATION (9-12)

Hong Kong b. Jordan	62-82
Palestine b. Kazakhstan	83-81

## QUARTER-FINALS

Iran b. Korea	75-62
Japan b. Qatar	81-67
India b. China	58-104
Philippines b. Lebanon	82-70

## CLASSIFICATION (11-12)

Hong Kong b. Kazakhstan	62-68
-------------------------	-------

## CLASSIFICATION (9-10)

Jordan b. Palestine	94-82
---------------------	-------

## CLASSIFICATION (5-8)

India b. Korea	72-117
Qatar b. Lebanon	86-89

## SEMI-FINALS

China b. Iran	70-57
Japan b. Philippines	70-81

## CLASSIFICATION (7-8)

India b. Qatar	58-84
----------------	-------

## CLASSIFICATION (5-6)

Lebanon b. Korea	88-87
------------------	-------

## 3<sup>rd</sup> PLACE GAME

Iran b. Japan	68-63
---------------	-------

## FINAL

China b. Philippines	78-67
----------------------	-------

## TOP STATS

### POINTS

Player Name	Pts
1 Sani Sakakini	PLE 22.4
2 Jamal Abu Shamala	PLE 21.5
3 Clinton Johnson	QAT 21.1
4 Amjyot Singh -	IND 20.9
5 Andray Blatche	PHI 17.8
6 Jasmon Jovan Youngblood	LIB 17.4
7 Alex Legion	JOR 17.3
8 Jayson William	PHI 16.7
8 Jianlian Yi	CHN 16.7
10 Makoto Hiejima	JPN 15.9
11 Hamad Hasan	KUW 15.8
12 Joji Takeuchi	JPN 15.6
13 Jerry Johnson	KAZ 14.5
14 Vishesh Bhiguravanshi	IND 14.2
15 Samad Nikkhhah Bahrami	IRI 13.8

### REBOUNDS

Player Name	Pts
1 Sani Sakakini	PLE 12.6
2 Joji Takeuchi	JPN 11.9
3 Kok Chiang Delvin Goh	SIN 10.4
4 Anton Ponomarev	KAZ 9.4
5 Andray Blatche	PHI 9.2
6 Quincy Spencer Davis Iii	TPE 9.2
7 Jianlian Yi	CHN 8.8
8 Jamal Abu Shamala	PLE 8.5
9 Amjyot Singh -	IND 8.3
10 Zaid Abbas	JOR 8.3
11 Duncan Overbeck Reid	HKG 8.0
12 Amritpal Singh -	IND 7.8
13 Hamed Haddadi	IRI 7.8
14 Mohd Mohamed	OAT 7.8
15 Bassel Bawji	LIB 7.4

### ASSISTS

Player Name	Pts
1 Imad Qahwash	PLE 6.0
2 Vishesh Bhiguravanshi	IND 4.8
3 Donggeun Yang	KOR 4.7
4 Jerry Johnson	KAZ 4.5
5 Ailun Guo	CHN 4.0
6 Wael Arakji	LIB 3.6
7 Shih-Chieh Chen	TPE 3.6
8 Clinton Johnson	OAT 3.3
9 Makoto Hiejima	JPN 3.2
9 Taesul Kim	KOR 3.2

## STEALS

Player Name	Pts
1 Donggeun Yang	KOR 2.4
2 Sungmin Cho	KOR 2.3
3 Mahdi Kamrani	IRI 2.0
4 Zaid Abbas	JOR 2.0
5 Alex Legion	JOR 1.9
6 Vishesh Bhiguravanshi	IND 1.8
6 Makoto Hiejima	JPN 1.8
8 Jamal Abu Shamala	PLE 1.8
9 Imad Qahwash	PLE 1.8
10 Cheng Liu	TPE 1.8

## BLOCKS

Player Name	Pts
1 Quincy Spencer Davis Iii	TPE 2.2
2 Qi Zhou	CHN 2.0
3 Jonghyun Lee	KOR 1.9
4 Ali Jamal Zaghab	JOR 1.4
5 Jianlian Yi	CHN 1.2

## TURNOVERS

Player Name	Pts
1 Amjyot Singh -	IND 5.3
2 Imad Qahwash	PLE 4.4
3 Wen Keong Tong	MAS 3.8
4 Anatoly Kolesnikov	KAZ 3.2
5 Yoong Jing Kwaan	MAS 3.2
6 Hamad Hasan	KUW 3.0
6 Abdulrahman Alshammari	KUW 3.0
8 Sani Sakakini	PLE 2.9
9 Vishesh Bhiguravanshi	IND 2.8
10 Hamed Haddadi	IRI 2.8

## FREE-THROW PERCENTAGE

Player Name	Pts
1 Hamad Hasan	KUW100.0%
2 Mah'd N. j. Abdeen	JOR100.0%
3 Behnam Yakhchali	IRI100.0%
4 Tai-Hao Wu	TPE100.0%
5 Javad Davari	IRI100.0%
6 Seoungyun Lee	KOR100.0%
7 Gen Li	CHN100.0%
8 Charles Tabet	LIB100.0%
9 Wesam Al-Sous	JOR100.0%
10 Saeid Karekani	IRI100.0%

## TWO-POINT PERCENTAGE

Player Name	Pts
1 Quincy Spencer Davis Iii	TPE 65.8%
2 Jonghyun Lee	KOR 63.5%
3 Joji Takeuchi	JPN 56.6%
4 Jayson William	PHI 55.6%
5 Jasmon Jovan Youngblood	LIB 54.9%
6 Makoto Hiejima	JPN 54.8%
7 Ali Jamal Zaghab	JOR 54.3%
8 Jongkyu Kim	KOR 54.1%
9 Jianlian Yi	CHN 52.5%
10 Taeyoung Moon	KOR 52.4%

## THREE-POINT PERCENTAGE

Player Name	Pts
1 Cheng-Ju Lu	TPE 55.2%
2 Jamal Abu Shamala	PLE 54.5%
3 Gen Li	CHN 54.5%
4 Peng Zhou	CHN 53.6%
5 Javad Davari	IRI 52.9%
6 Donggeun Yang	KOR 52.0%
7 Abdelrahman Y. Abdelhaleem	OAT 50.0%
8 Yadwinder Singh	IND 47.1%
9 Jayson William	PHI 46.7%
10 Keijuro Matsui	JPN 46.5%

# EUROBASKET 2015

5-20 September 2015

Croatia (Zagreb), France (Montpellier, Lille), Germany (Berlin), Latvia (Riga)

## FINAL STANDING

Team	W-L
1. Spain	7-2
2. Lithuania	7-2
3. France	8-1
4. Serbia	7-2
5. Greece	7-1
6. Italy	5-3
7. Czech Republic	5-4
8. Latvia	4-5
9. Croatia	3-3
10. Israel	3-3
11. Poland	3-3
12. Slovenia	3-3
13. Belgium	3-3
14. Turkey	3-3
15. Georgia	2-4
16. Finland	2-4
17. Russia	1-4
18. Germany	1-4
19. MKD	1-4
20. Estonia	1-4
21. Netherlands	1-4
22. Ukraine	1-4
23. Bosnia and Herzegovina	1-4
24. Iceland	0-5

## GROUP PHASE

### GROUP A

Poland b. Bosnia and Herzegovina	68-64
Israel b. Russia	76-73
France b. Finland	97-87
Russia b. Poland	79-82
Finland b. Israel	66-79
Bosnia and Herzegovina b. France	54-81
Finland b. Russia	81-79
Israel b. Bosnia and Herzegovina	84-86
France b. Poland	69-66
Bosnia and Herzegovina b. Finland	59-88
Poland b. Israel	73-75
Russia b. France	67-74
Finland b. Poland	65-78
Bosnia and Herzegovina b. Russia	61-81
Israel b. France	61-86

Team	W-L
1 France	5-0
2 Israel	3-2
3 Poland	3-2
4 Finland	2-3
5 Russia	1-4
6 Bosnia and Herzegovina	1-4

### GROUP B

Germany b. Iceland	71-65
Spain b. Serbia	70-80
Italy b. Turkey	87-89
Serbia b. Germany	68-66
Iceland b. Italy	64-71
Turkey b. Spain	77-104
Serbia b. Iceland	93-64
Germany b. Turkey	75-80
Spain b. Italy	98-105
Turkey b. Serbia	72-91
Italy b. Germany	89-82
Iceland b. Spain	73-99
Serbia b. Italy	101-82

Germany b. Spain	76-77
Turkey b. Iceland	111-102

Team	W-L
1 Serbia	5-0
2 Spain	3-2
3 Italy	3-2
4 Turkey	3-2
5 Germany	1-4
6 Iceland	0-5

### GROUP C

Georgia b. Netherlands	72-73
MKD b. Greece	65-85
Croatia b. Slovenia	80-73
Netherlands b. MKD	71-78
Slovenia b. Georgia	79-68
Greece b. Croatia	72-70
Slovenia b. Netherlands	81-74
Georgia b. Greece	68-79
Croatia b. MKD	73-55
Greece b. Slovenia	83-72
MKD b. Georgia	75-90
Netherlands b. Croatia	72-78
Slovenia b. MKD	62-51
Georgia b. Croatia	71-58
Greece b. Netherlands	68-65

Team	W-L
1 Greece	5-0
2 Croatia	3-2
3 Slovenia	3-2
4 Georgia	2-3
5 MKD	1-4
6 Netherlands	1-4

### GROUP D

Czech Republic b. Estonia	80-57
Belgium b. Latvia	67-78
Lithuania b. Ukraine	69-68
Estonia b. Belgium	55-84
Latvia b. Lithuania	49-68
Ukraine b. Czech Republic	64-78
Lithuania b. Belgium	74-76
Czech Republic b. Latvia	65-72
Ukraine b. Estonia	71-78
Belgium b. Czech Republic	64-66
Latvia b. Ukraine	74-75
Estonia b. Lithuania	62-64
Ukraine b. Belgium	71-79
Latvia b. Estonia	75-64
Czech Republic b. Lithuania	81-85

Team	W-L
1 Lithuania	4-1
2 Latvia	3-2
3 Czech Republic	3-2
4 Belgium	3-2
5 Estonia	1-4
6 Ukraine	1-4

## ROUND OF 16

Latvia b. Slovenia	73-66
Greece b. Belgium	75-54
Spain b. Poland	80-66
France b. Turkey	76-53
Croatia b. Czech Republic	59-80
Serbia b. Finland	94-81
Israel b. Italy	52-82
Lithuania b. Georgia	85-81

## QUARTER-FINALS

Spain b. Greece	73-71
France b. Latvia	84-70
Serbia b. Czech Republic	89-75
Italy b. Lithuania	85-95

## CLASSIFICATION GAMES 5-8

Greece b. Latvia	97-90
Czech Republic b. Italy	70-85

## SEMI-FINALS

Spain b. France	80-75
Serbia b. Lithuania	64-67

## 3<sup>rd</sup> PLACE GAME

France b. Serbia	81-68
------------------	-------

## FINAL

Spain b. Lithuania	80-63
--------------------	-------

## CLASSIFICATION GAME 7-8

Latvia b. Czech Republic	70-97
--------------------------	-------

## TOP STATS

### POINTS

Player Name	Pts
1 Pau Gasol	ESP 25.6
2 Dennis Schröder	GER 21.0
3 Jan Vesely	CZE 19.3
4 Danilo Gallinari	ITA 17.9
5 Alessandro Gentile	ITA 16.8
6 Omri Casspi	ISR 16.4
7 Marco Belinelli	ITA 16.3
8 Charlon Kloof	NED 16.2
9 Jonas Valanciunas	LTU 16.0
10 Kyrylo Fesenko	UKR 16.0
11 Adam Waczynski	POL 15.8
12 Gal Mekel	ISR 15.8
13 Tornike Shengelia	GEO 15.5
13 Zoran Dragic	SLO 15.5
15 Ersan Ilyasova	TUR 15.2

### REBOUNDS

Player Name	Pts
1 Andrey Vorontsevich	RUS 9.2
2 Jan Vesely	CZE 9.1
3 Pau Gasol	ESP 8.8
4 Kyrylo Fesenko	UKR 8.8
5 Jonas Valanciunas	LTU 8.4
6 Rudy Gobert	FRA 8.1
7 Dirk Nowitzki	GER 7.8
8 Erik Murphy	FIN 7.7
9 Omri Casspi	ISR 7.2
10 Hlynur Baerlingsson	ISL 7.0
11 Giannis Antetokounmpo	GRE 6.9
11 Danilo Gallinari	ITA 6.9
13 Andrija Stipanovic	BIH 6.8
14 Nemanja Bjelica	SRB 6.6
15 Kostas Koufos	GRE 6.6
25 Dor Fischer	ISR 5.7

### ASSISTS

Player Name	Pts
1 Mantas Kalnietis	LTU 7.8
2 Tomás Satorránský	CZE 7.3
3 Milos Teodosic	SRB 7.1
4 Petteri Koponen	FIN 6.0
5 Dmitriy Khvostov	RUS 6.0
6 Dennis Schröder	GER 6.0
7 Jon Stefánsson	ISL 5.8
8 Janis Strelnieks	LAT 5.4
9 Nick Calathes	GRE 5.3
10 Vassilis Spanoulis	GRE 5.3

## STEALS

Player Name	Pts
1 Jonas Maciulis	LTU 1.9
2 Yogev Ohayon	ISR 1.7
2 Tornike Shengelia	GEO 1.7
4 Alex Renfroe	BIH 1.6
5 Nicolas Batum	FRA 1.4
6 Sergey Monya	RUS 1.4
7 Jamar Wilson	FIN 1.4
8 Rudy Fernandez	ESP 1.3
9 Sasu Salin	FIN 1.3
10 Adam Waczynski	POL 1.2
10 Axel Hervelle	BEL 1.2

## BLOCKS

Player Name	Pts
1 Pau Gasol	ESP 2.3
2 Rudy Gobert	FRA 2.0
3 Dor Fischer	ISR 1.8
4 Jonas Valanciunas	LTU 1.4
5 Erik Murphy	FIN 1.3

## TURNOVERS

Player Name	Pts
1 Dennis Schröder	GER 4.2
2 Andrija Stipanovic	BIH 4.0
3 Mantas Kalnietis	LTU 3.7
4 Sten Sokk	EST 3.6
5 Zaza Pachulia	GEO 3.5
6 George Tsintsadze	GEO 3.3
6 Zoran Dragic	SLO 3.3
8 Omri Casspi	ISR 3.2
9 Charlon Kloof	NED 3.0
10 Vassilis Spanoulis	GRE 2.9

## FREE-THROW PERCENTAGE

Player Name	Pts
1 Andrey Vorontsevich	RUS 100.0%
2 Ihor Zaytsev	UKR 100.0%
3 Mickael Gelabale	FRA 100.0%
4 Victor Claver	ESP 100.0%
5 Jacob Everse Pullen	GEO 100.0%
6 George Tsintsadze	GEO 100.0%
7 Roko Ukic	CRO 100.0%
8 Pavel Houska	CZE 100.0%
9 Jakob Sigurdarson	ISL 100.0%
10 Damjan Rudez	CRO 100.0%

## TWO-POINT PERCENTAGE

Player Name	Pts
1 Semih Erden	TUR 74.4%
2 Andrey Zubkov	RUS 64.5%
3 Jan Vesely	CZE 64.1%
4 Mateusz Ponitka	POL 63.2%
5 Erik Murphy	FIN 62.5%
6 Miroslav Raduljica	SRB 61.7%
7 Giannis Bourousis	GRE 61.2%
8 Rudy Gobert	FRA 59.3%
9 Jonas Valanciunas	LTU 59.1%
10 Tornike Shengelia	GEO 57.9%

## THREE-POINT PERCENTAGE

Player Name	Pts
1 Vitaliy Fridzon	RUS 65.2%
2 Nick Calathes	GRE 61.1%
2 Charlon Kloof	NED 61.1%
4 Haukur Pálsson	ISL 56.0%
5 Krunoslav Simon	CRO 54.2%
6 Jonas Maciulis	LTU 53.8%
6 Pau Ribas Tossas	ESP 53.8%
8 Oleksandr Lypovyv	UKR 53.8%
9 Kristaps Janicenoks	LAT 51.9%
10 Evan Fournier	FRA 50.0%

# 2015 FIBA OCEANIA CHAMPIONSHIP

15-18 August 2015  
Australia and New Zealand

## FINAL STANDING

Team	W-L
1. Australia	2-0
2. New Zealand	0-2

## FINALS

Australia b. New Zealand	71-59
New Zealand b. Australia	79-89

## TOP STATS

### POINTS

Player Name	Pts
1 Corey WEBSTER	NZL 19.0
2 Matt DELLAVEDOVA	AUS 14.5
3 David ANDERSEN	AUS 14.0
4 Patrick MILLS	AUS 13.0
5 Isaac FOTU	NZL 9.0
5 Cameron BAIRSTOW	AUS 9.0
7 Reuben TE RANGI	NZL 8.5
8 Andrew BOGUT	AUS 7.0
9 Everard BARTLETT	NZL 6.5
9 Mika VUKONA	NZL 6.5

### REBOUNDS

Player Name	Pts
1 Isaac FOTU	NZL 9.0
2 Andrew BOGUT	AUS 7.0
3 Ryan BROEKHOFF	AUS 6.5
3 Mika VUKONA	NZL 6.5
5 Cameron BAIRSTOW	AUS 6.0

### ASSISTS

Player Name	Pts
1 Matt DELLAVEDOVA	AUS 4.5
2 Patrick MILLS	AUS 4.0
3 Isaac FOTU	NZL 3.0
3 Mika VUKONA	NZL 3.0
5 Corey WEBSTER	NZL 2.5

### STEALS

Player Name	Pts
1 Thomas ABERCROMBIE	NZL 1.5
2 Corey WEBSTER	NZL 1.0
2 Matt DELLAVEDOVA	AUS 1.0
4 Shea ILI	NZL 1.0
5 Adam GIBSON	AUS 0.5
5 Andrew BOGUT	AUS 0.5

### BLOCKS

Player Name	Pts
1 Andrew BOGUT	AUS 2.0
2 Isaac FOTU	NZL 1.0
3 Ryan BROEKHOFF	AUS 0.5
3 Cameron BAIRSTOW	AUS 0.5
3 Brock MOTUM	AUS 0.5
3 Rob LOE	NZL 0.5

### TURNOVERS

Player Name	Pts
1 Patrick MILLS	AUS 3.5
2 Nate JAWAI	AUS 1.5
2 David ANDERSEN	AUS 1.5
2 Rob LOE	NZL 1.5
2 Mika VUKONA	NZL 1.5
2 Andrew BOGUT	AUS 1.5
2 Matt DELLAVEDOVA	AUS 1.5

### FREE-THROW PERCENTAGE

Player Name	Pts
1 David ANDERSEN	AUS 100.0%
2 Matt DELLAVEDOVA	AUS 100.0%
3 Andrew BOGUT	AUS 100.0%
4 Adam GIBSON	AUS 100.0%
5 Thomas ABERCROMBIE	NZL 100.0%

### TWO-POINT PERCENTAGE

Player Name	Pts
1 David ANDERSEN	AUS 50.0%
2 Andrew BOGUT	AUS 41.7%
3 Corey WEBSTER	NZL 39.4%
4 Cameron BAIRSTOW	AUS 37.5%

### THREE-POINT PERCENTAGE

Player Name	Pts
1 Reuben TE RANGI	NZL 83.3%
2 Matt DELLAVEDOVA	AUS 50.0%
3 Jarrod KENNY	NZL 50.0%
4 David ANDERSEN	AUS 40.0%
5 Patrick MILLS	AUS 33.3%

# FIBA OLYMPIC QUALIFYING TOURNAMENT TURIN 2016

3-9 July 2016  
Turin, Italy

## GROUP PHASE

### GROUP A

Greece b. Iran	78-53
Iran b. Mexico	70-75
Mexico b. Greece	70-86

Team	W-L
1. Greece	2-0
2. Mexico	1-1
3. Iran	0-2

### GROUP B

Tunisia b. Italy	41-68
Italy b. Croatia	67-60
Croatia b. Tunisia	72-52

Team	W-L
1. Italy	2-0
2. Croatia	1-1
3. Tunisia	0-2

## SEMI-FINALS

Greece b. Croatia	61-66
Italy b. Mexico	79-54

## FINAL

Croatia b. Italy	84-78
------------------	-------

## TOP STATS

### POINTS

Player Name	Pts
1. Bojan Bogdanovic	CRO 24.3
2. Francisco Cruz	MEX 19.0
3. Behnam Yakhchali	IRI 16.0
4. Giannis Antetokounmpo	GRE 15.3
5. Marco Belinelli	ITA 15.0
6. Michael Brandon Roll	TUN 15.0
7. Dario Saric	CRO 14.0
8. Hamed Haddadi	IRI 14.0
9. Giannis Bourousis	GRE 11.7
10. Danilo Gallinari	ITA 11.3

### REBOUNDS

Player Name	Pts
1. Dario Saric	CRO 10.0
2. Danilo Gallinari	ITA 7.3
3. Arsalan Kazemi	IRI 7.0
4. Giannis Bourousis	GRE 6.7
4. Héctor Hernández	MEX 6.7

### ASSISTS

Player Name	Pts
1. Nick Calathes	GRE 5.3
2. Michael Brandon Roll	TUN 5.0
3. Paul Stoll	MEX 3.7
4. Roko Ukic	CRO 3.5
5. Mohammad Jamshidi	IRI 3.5

### STEALS

Player Name	Pts
1. Jorge Gutierrez	MEX 2.3
2. Paul Stoll	MEX 2.0
3. Adnan Doraghi	IRI 2.0
4. Hamdi Braa	TUN 2.0
5. Nick Calathes	GRE 1.7

### BLOCKS

Player Name	Pts
1. Giannis Antetokounmpo	GRE 2.0
2. Mokhtar Ghayaza	TUN 1.5
3. Thanasis Antetokounmpo	GRE 1.3
4. Nicolo Melli	ITA 1.0
4. Marco Cusin	ITA 1.0

### TURNOVERS

Player Name	Pts
1. Mohammad Jamshidi	IRI 5.5
2. Arsalan Kazemi	IRI 5.4
3. Francisco Cruz	MEX 4.0
4. Giannis Antetokounmpo	GRE 7.3
5. Hamed Haddadi	IRI 5.3

### FREE-THROW PERCENTAGE

Player Name	Pts
1. Bojan Bogdanovic	CRO 24.3
1. Giannis Antetokounmpo	GRE 100.0%
2. Stratos Perperoglou	GRE 100.0%
3. Marco Cusin	ITA 100.0%
4. Dimitrios Agravanis	GRE 100.0%
5. Michael Brandon Roll	TUN 100.0%

### TWO-POINT PERCENTAGE

Player Name	Pts
1. Francisco Cruz	MEX 60.7%
2. Dario Saric	CRO 52.9%
3. Andrea Bargnani	ITA 48.5%
4. Giannis Bourousis	GRE 47.8%
5. Bojan Bogdanovic	CRO 47.6%

### THREE-POINT PERCENTAGE

Player Name	Pts
1. Behnam Yakhchali	IRI 58.8%
2. Pietro Aradori	ITA 54.5%
3. Dimitrios Agravanis	GRE 50.0%
4. Stratos Perperoglou	GRE 45.5%
5. Marco Belinelli	ITA 44.4%

# FIBA OLYMPIC QUALIFYING TOURNAMENT BELGRADE 2016

3-9 July 2016  
Belgrade, Serbia

## GROUP PHASE

### GROUP A

Serbia b. Puerto Rico	87-81
Puerto Rico b. Angola	91-81
Angola b. Serbia	60-83

Team	W-L
1. Serbia	2-0
2. Puerto Rico	1-1
3. Angola	0-2

### GROUP B

Japan b. Latvia	48-88
Latvia b. Czech Republic	71-59
Czech Republic b. Japan	87-71

Team	W-L
1. Latvia	2-0
2. Czech Republic	1-1
3. Japan	0-2

## SEMI-FINALS

Latvia b. Puerto Rico	70-77
Serbia b. Czech Republic	96-72

## FINAL

Serbia b. Puerto Rico	108-77
-----------------------	--------

## TOP STATS

### POINTS

Player Name	Pts
1. Nikola Jokic	SRB 17.8
1. Bogdan Bogdanovic	SRB 17.8
3. Dairis Bertans	LAT 16.3
4. Jose Barea	PUR 16.0
5. Naoto Tsuji	JPN 14.5
6. Carlos Morais	ANG 14.0
7. Reggie Moore	ANG 13.5
8. Carlos Arroyo	PUR 13.3
9. Makoto Hiejima	JPN 12.5
10. John Holland	PUR 12.3

### REBOUNDS

Player Name	Pts
1. Nikola Jokic	SRB 7.5
2. Tomás Satoránský	CZE 6.3
3. Anzejs Pasecniks	LAT 5.7
3. Janis Timma	LAT 5.7
5. Joji Takeuchi	JPN 5.5

### ASSISTS

Player Name	Pts
1. Tomás Satoránský	CZE 7.3
2. Bogdan Bogdanovic	SRB 6.0
3. Milos Teodosic	SRB 5.5
4. Yuta Tabuse	JPN 5.0
5. Carlos Arroyo	PUR 4.5

### STEALS

Player Name	Pts
1. Carlos Morais	ANG 2.5
2. John Holland	PUR 2.3
3. Nikola Kalinic	SRB 1.8
3. Stefan Jovic	SRB 1.8
5. Yuta Watanabe	JPN 1.5

### BLOCKS

Player Name	Pts
1. Yuta Watanabe	JPN 1.5
2. Anzejs Pasecniks	LAT 1.3
2. Jan Vesely	CZE 1.3
4. Renaldo Balkman	PUR 1.0
5. Janis Timma	LAT 1.0

### TURNOVERS

Player Name	Pts
1. Carlos Morais	ANG 5.0
2. Gildo Santos	ANG 3.5
3. Milos Teodosic	SRB 3.0
4. Tomás Satoránský	CZE 3.0
5. Yuta Watanabe	JPN 3.0

### FREE-THROW PERCENTAGE

Player Name	Pts
1 Nikola Kalinic	SRB100.0%
2 David Huertas	PUR100.0%
3 Janis Strelnieks	LAT100.0%
4 Yuta Watanabe	JPN100.0%
5 Martins Meiers	LAT100.0%

### TWO-POINT PERCENTAGE

Player Name	Pts
1 Nikola Jokic	SRB 76.3%
2 Janis Timma	LAT 63.2%
3 Carlos Morais	ANG 53.8%
4 Jan Vesely	CZE 52.2%
5 Tomás Satoránský	CZE 50.0%

### THREE-POINT PERCENTAGE

Player Name	Pts
1 Carlos Arroyo	PUR 66.7%
2 Stefan Bircevic	SRB 62.5%
3 Naoto Tsuji	JPN 58.3%
4 Gildo Santos	ANG 57.1%
5 Bogdan Bogdanovic	SRB 55.6%

# FIBA OLYMPIC QUALIFYING TOURNAMENT MANILA 2016

4-10 July 2016  
Manila, Philippines

## GROUP PHASE

### GROUP A

Turkey b. Canada	69-77
Canada b. Senegal	58-55
Senegal b. Turkey	62-68

Team	W-L
1. Canada	2-0
2. Turkey	1-1
3. Senegal	0-2

### GROUP B

France b. Philippines	93-84
Philippines b. New Zealand	80-89
New Zealand b. France	59-66

Team	W-L
1. France	2-0
2. New Zealand	1-1
3. Philippines	0-2

## SEMI-FINALS

Canada b. New Zealand	78-72
France b. Turkey	75-63

## FINAL

Canada b. France	74-83
------------------	-------

## TOP STATS

### POINTS

Player Name	Pts
1. Andray Blatche	PHI 25.5
2. Corey Webster	NZL 21.7
3. Cory Joseph	CAN 19.3
4. Nando De Colo	FRA 17.3
5. Tai Webster	NZL 16.3
6. Maurice Ndour	SEN 15.0
7. Tony Parker	FRA 13.8
8. Jayson William	PHI 13.5
9. Melvin Ejim	CAN 12.5
10. Terrence Romeo	PHI 12.0

### REBOUNDS

Player Name	Pts
1. Maurice Ndour	SEN 10.5
2. Tai Webster	NZL 9.7
3. Semih Erden	TUR 8.7
4. Tristan Thompson	CAN 8.3
5. Mika Vukona	NZL 7.7

### ASSISTS

Player Name	Pts
1. Cory Joseph	CAN 4.3
2. Clevin Hannah	SEN 4.0
3. Tony Parker	FRA 3.5
4. Thierno Niang	SEN 3.5
5. Boris Diaw	FRA 3.3

### STEALS

Player Name	Pts
1. Nando De Colo	FRA 2.3
2. Sinan Güler	TUR 1.7
3. Andray Blatche	PHI 1.5
4. Thomas Heurtel	FRA 1.3
4. Cory Joseph	CAN 1.3
4. Boris Diaw	FRA 1.3

### BLOCKS

Player Name	Pts
1. Maurice Ndour	SEN 2.5
2. Cheikh Tidiane Mbodj	SEN 2.0
3. Melvin Ejim	CAN 1.0
4. Thomas Abercrombie	NZL 1.0
5. Khem Birch	CAN 1.0

### TURNOVERS

Player Name	Pts
1. Cory Joseph	CAN 3.5
2. Andray Blatche	PHI 3.5
3. Tony Parker	FRA 3.0
4. Mika Vukona	NZL 3.0
5. Semih Erden	TUR 3.0

### FREE-THROW PERCENTAGE

Player Name	Pts
1 Corey Webster	NZL100.0%
2 June Mar Fajardo	PHI100.0%
3 Cheikh Tidiane Mbodj	SEN100.0%
4 Nicolas Batum	FRA100.0%
5 Kim Tillie	FRA100.0%

### TWO-POINT PERCENTAGE

Player Name	Pts
1 Nando De Colo	FRA 76.0%
2 Joffrey Lauvergne	FRA 58.3%
3 Cory Joseph	CAN 52.8%
4 Andray Blatche	PHI 50.0%
5 Tai Webster	NZL 48.0%

### THREE-POINT PERCENTAGE

Player Name	Pts
1 Isaac Fotu	NZL 57.1%
2 Jeff Chan	PHI 55.6%
3 Andray Blatche	PHI 54.5%
4 Melvin Ejim	CAN 53.8%
5 Maurice Ndour	SEN 46.2%
6 Francisco Cruz	MEX 41.7%

# 2014 FIBA BASKETBALL WORLD CUP

30 August–14 September 2014  
Spain (Madrid, Barcelona, Granada, Bilbao, Seville, Las Palmas)

## FINAL STANDING

Team	W-L
1. USA	9-0
2. Serbia	5-4
3. France	6-3
4. Lithuania	6-3
5. Spain	6-1
6. Brazil	5-2
7. Slovenia	5-2
8. Turkey	4-3
9. Greece	5-1
10. Croatia	3-3
11. Argentina	3-3
12. Australia	3-3
13. Dominican Republic	2-4
14. Mexico	2-4
15. New Zealand	2-4
16. Senegal	2-4
17. Angola	2-3
18. Ukraine	2-3
19. Puerto Rico	1-4
20. Iran	1-4
21. Philippines	1-4
22. Finland	1-4
23. Korea	0-5
24. Egypt	0-5

## GROUP PHASE

### GROUP A

Egypt b. Serbia	64-85
France b. Brazil	63-65
Iran b. Spain	60-90
Serbia b. France	73-74
Brazil b. Iran	79-50
Spain b. Egypt	91-54
Iran b. Serbia	70-83
France b. Egypt	94-55
Brazil b. Spain	63-82
Egypt b. Iran	73-88
Serbia b. Brazil	73-81
Spain b. France	88-64
Brazil b. Egypt	128-65
Iran b. France	76-81
Serbia b. Spain	73-89

Team	W-L
1 Spain	5-0
2 Brazil	4-1
3 France	3-2
4 Serbia	2-3
5 Iran	1-4
6 Egypt	0-5

### GROUP B

Croatia b. Philippines	81-78
Puerto Rico b. Argentina	75-98
Greece b. Senegal	87-64
Argentina b. Croatia	85-90
Senegal b. Puerto Rico	82-75
Philippines b. Greece	70-82
Croatia b. Senegal	75-77
Argentina b. Philippines	85-81
Puerto Rico b. Greece	79-90
Philippines b. Puerto Rico	73-77
Senegal b. Argentina	46-81
Greece b. Croatia	76-65
Senegal b. Philippines	79-81
Croatia b. Puerto Rico	103-82
Argentina b. Greece	71-79

Team	W-L
1 Greece	5-0
2 Croatia	3-2
3 Argentina	3-2
4 Senegal	2-3
5 Puerto Rico	1-4
6 Philippines	1-4

### GROUP C

Ukraine b. Dominican Republic	72-62
New Zealand b. Turkey	73-76
USA b. Finland	114-55
Dominican Republic b. New Zealand	76-63
Finland b. Ukraine	81-76
Turkey b. USA	77-98
Ukraine b. Turkey	64-58
USA b. New Zealand	98-71
Finland b. Dominican Republic	68-74
New Zealand b. Ukraine	73-61
Turkey b. Finland	77-73
Dominican Republic b. USA	71-106
Finland b. New Zealand	65-67
Ukraine b. USA	71-95
Turkey b. Dominican Republic	77-64

Team	W-L
1 USA	5-0
2 Turkey	3-2
3 Dominican Republic	2-3
4 New Zealand	2-3
5 Ukraine	2-3
6 Finland	1-4

### GROUP D

Angola b. Korea	80-69
Australia b. Slovenia	80-90
Mexico b. Lithuania	74-87
Korea b. Australia	55-89
Slovenia b. Mexico	89-68
Lithuania b. Angola	75-62
Angola b. Mexico	55-79
Australia b. Lithuania	82-75
Korea b. Slovenia	72-89
Mexico b. Australia	62-70
Slovenia b. Angola	93-87
Lithuania b. Korea	79-49
Australia b. Angola	83-91
Korea b. Mexico	71-87
Lithuania b. Slovenia	67-64

Team	W-L
1 Lithuania	4-1
2 Slovenia	4-1
3 Australia	3-2
4 Mexico	2-3
5 Angola	2-3
6 Korea	0-5

## ROUND OF 16

USA b. Mexico	86-63
France b. Croatia	69-64
Dominican Republic b. Slovenia	61-71
Spain b. Senegal	89-56
New Zealand b. Lithuania	71-76
Serbia b. Greece	90-72
Turkey b. Australia	65-64
Brazil b. Argentina	85-65

## QUARTER-FINALS

Lithuania b. Turkey	73-61
Slovenia b. USA	76-119
Serbia b. Brazil	84-56
France b. Spain	65-52

## SEMI-FINALS

USA b. Lithuania	96-68
France b. Serbia	85-90

## 3<sup>rd</sup> PLACE GAME

Lithuania b. France	93-95
---------------------	-------

## FINAL

USA b. Serbia	129-92
---------------	--------

## TOP STATS POINTS

Player Name	Pts
1 Jose Barea	PUR 22.0
2 Bojan Bogdanovic	CRO 21.2
3 Andray Blatche	PHI 21.2
4 Pau Gasol	ESP 20.0
5 Luis Scola	ARG 19.5
6 Hamed Haddadi	IRI 18.8
7 Yanick Moreira	ANG 17.8
8 Francisco Garcia	DOM 17.6
8 Gustavo Ayon	MEX 17.6
10 Aron Baynes	AUS 16.8
11 Goran Dragic	SLO 16.0
12 Gorgui Dieng	SEN 16.0
13 Samad Nikkiah Bahrami	IRI 16.0
14 Petteri Koponen	FIN 15.8
15 Eugene "Pooh" Jeter	UKR 15.4

## REBOUNDS

Player Name	Pts
1 Andray Blatche	PHI 13.8
2 Hamed Haddadi	IRI 11.4
3 Gorgui Dieng	SEN 10.7
4 Giannis Bourousis	GRE 9.2
5 Luis Scola	ARG 8.5
6 Jonas Valanciunas	LTU 8.4
7 Ömer Asik	TUR 8.4
8 Yanick Moreira	ANG 8.2
9 Anderson Varejao	BRA 8.0
10 Kenneth Faried	USA 7.7
11 Gustavo Ayon	MEX 7.6
12 Mika Vukona	NZL 7.3
13 Eloy Vargas	DOM 7.2
13 Ante Tomic	CRO 7.2
15 Aron Baynes	AUS 7.0

## ASSISTS

Player Name	Pts
1 Petteri Koponen	FIN 5.8
2 Xane Dalmeida	SEN 5.3
3 Ricky Rubio	ESP 5.1
4 Eugene "Pooh" Jeter	UKR 5.0
5 Milos Teodosic	SRB 4.4
6 Samad Nikkiah Bahrami	IRI 4.4
7 Goran Dragic	SLO 4.3
8 Facundo Campazzo	ARG 4.3
9 Nikos Zisis	GRE 4.3
10 Pablo Prigioni	ARG 4.2

## STEALS

Player Name	Pts
1 Ricky Rubio	ESP 3.6
2 Mahdi Kamrani	IRI 2.6
3 James Harden	USA 2.1
4 Renaldo Balkman	PUR 2.0
5 Kyrie Irving	USA 1.9
6 Pablo Prigioni	ARG 1.8
6 Gorgui Dieng	SEN 1.8
8 Joe Ingles	AUS 1.8
9 Maleye Ndoye	SEN 1.7
9 Dario Saric	CRO 1.7

## BLOCKS

Player Name	Pts
1 Jonghyun Lee	KOR 2.6
2 Pau Gasol	ESP 2.3
3 Anthony Davis	USA 2.1
4 Jongkyu Kim	KOR 2.0
5 Hamady Ndiaye	SEN 1.8

## TURNOVERS

Player Name	Pts
1 Andray Blatche	PHI 5.0
2 Samad Nikkiah Bahrami	IRI 4.6
3 Hamed Haddadi	IRI 4.4
4 Ibrahim Elgammal	EGY 4.0
5 Gorgui Dieng	SEN 3.8
6 Goran Dragic	SLO 3.6
7 Jose Barea	PUR 3.6
8 Boris Diaw	FRA 3.3
9 Mahdi Kamrani	IRI 3.2
9 Eugene "Pooh" Jeter	UKR 3.2

## FREE-THROW PERCENTAGE

Player Name	Pts
1 Stephen Curry	USA 100.0%
2 Paulius Jankunas	LTU 100.0%
3 Milton Barros	ANG 100.0%
4 Jongkyu Kim	KOR 100.0%
5 Shawn Huff	FIN 100.0%
6 Klemen Prepelič	SLO 100.0%
7 Mickael Gelabale	FRA 100.0%
8 Alex Garcia	BRA 100.0%
9 Damjan Rudez	CRO 100.0%
10 Kerem Gönlüm	TUR 100.0%

## TWO-POINT PERCENTAGE

Player Name	Pts
1 Jonas Valanciunas	LTU 69.6%
2 Pau Gasol	ESP 68.9%
3 Goran Dragic	SLO 67.3%
4 Kenneth Faried	USA 64.1%
5 Gustavo Ayon	MEX 61.0%
6 Bojan Bogdanovic	CRO 60.9%
7 Renaldo Balkman	PUR 60.0%
8 Yanick Moreira	ANG 59.4%
9 Giannis Bourousis	GRE 57.8%
10 Dario Saric	CRO 56.8%

## THREE-POINT PERCENTAGE

Player Name	Pts
1 Francisco Garcia	DOM 64.3%
2 Kyrie Irving	USA 60.9%
3 Shawn Huff	FIN 58.8%
4 Ryan Broekhoff	AUS 58.3%
5 Darjus Lavrinovic	LTU 57.1%
6 Marcos Daniel Mata	ARG 53.8%
7 Kostas Kaimakoglou	GRE 53.3%
8 Nikos Zisis	GRE 52.9%
9 Jose Barea	PUR 52.6%
10 Samad Nikkiah Bahrami	IRI 50.0%

# FIBA EVENTS FINAL STANDINGS

## AFROBASKET

2013

Team	W-L
1. Angola	7-0
2. Egypt	3-4
3. Senegal	5-2
4. Côte d'Ivoire	5-2
5. Cameroon	5-2
6. Cabo Verde	4-3
7. Nigeria	5-2
8. Morocco	3-4
9. Tunisia	4-1
10. Rwanda	1-4
11. Mozambique	2-3
12. Algeria	1-4
13. CAF	1-4
14. Republic of Congo	1-4
15. Mali	1-4
16. Burkina Faso	0-5

2011

Team	W-L
1. Tunisia	7-0
2. Angola	5-2
3. Nigeria	6-1
4. Côte d'Ivoire	3-4
5. Senegal	6-1
6. CAF	3-4
7. Cameroon	5-2
8. Morocco	2-5
9. Mali	3-2
10. Mozambique	1-4
11. Egypt	2-3
12. Rwanda	1-4
13. Madagascar	1-4
14. South Africa	1-4
15. Chad	1-4
16. Togo	0-5

2009

Team	W-L
1. Angola	9-0
2. Côte d'Ivoire	5-4
3. Tunisia	6-3
4. Cameroon	4-5
5. Nigeria	7-2
6. CAF	4-5
7. Senegal	5-4
8. Mali	4-5
9. Rwanda	5-3
10. Egypt	2-6
11. Libya	3-5
12. Morocco	3-5
13. Cabo Verde	3-2
14. Mozambique	1-4
15. South Africa	1-4
16. Republic of Congo	0-5

2007

Team	W-L
1. Angola	6-0
2. Cameroon	5-1
3. Cabo Verde	4-2
4. Egypt	3-3
5. Nigeria	5-1
6. Tunisia	3-3
7. CAF	3-3
8. Côte d'Ivoire	2-4
9. Senegal	4-2
10. Morocco	3-3
11. Mali	3-3
12. Rwanda	1-5
13. South Africa	2-4
14. Mozambique	2-4
15. Dem. Rep. of Congo	2-4
16. Liberia	0-6

2003

Team
1. Angola
2. Nigeria
3. Egypt
4. Senegal
5. CAF
6. Tunisia
7. Algeria
8. Morocco
9. South Africa
10. Mozambique
11. Côte d'Ivoire
12. Madagascar

2001

Team
1. Angola
2. Algeria
3. Egypt
4. Tunisia
5. Nigeria
6. Morocco
7. Senegal
8. Côte d'Ivoire
9. CAF
10. Mozambique
11. Mali
12. South Africa

1999

Team
1. Angola
2. Nigeria
3. Egypt
4. Mali
5. Tunisia
6. Algeria
7. Senegal
8. Côte d'Ivoire
9. Cabo Verde
10. Mozambique
11. Morocco
12. South Africa

1997

Team
1. Senegal
2. Nigeria
3. Angola
4. Egypt
5. CAF
6. Mali
7. Cabo Verde
8. Côte d'Ivoire
9. South Africa

1995

Team
1. Angola
2. Senegal
3. Nigeria
4. Algeria
5. Mali
6. Morocco
7. Côte d'Ivoire
8. Mozambique
9. Dem. Rep. of Congo

1993

Team
1. Angola
2. Egypt
3. Senegal
4. Kenya
5. Algeria
6. Côte d'Ivoire
7. Mali
8. Tunisia
9. Gabon

1992

Team
1. Angola
2. Senegal
3. Egypt
4. Mali
5. Nigeria
6. CAF
7. Tunisia
8. Cameroon
9. Algeria
10. Morocco
11. Côte d'Ivoire

1989

Team
1. Angola
2. Egypt
3. Senegal
4. Mali
5. Côte d'Ivoire
6. Algeria
7. CAF
8. Tunisia
9. Morocco
10. Zambia
11. Kenya

1987

Team
1. CAF
2. Egypt
3. Angola
4. Mali
5. Tunisia
6. Senegal
7. Côte d'Ivoire
8. Nigeria
9. Algeria

1985

Team
1. Côte d'Ivoire
2. Angola
3. Egypt
4. Senegal
5. CAF
6. Mauritania
7. Nigeria
8. Tunisia
9. Mozambique
10. Republic of Congo
11. Guinea
12. Kenya

1983

Team
1. Egypt
2. Angola
3. Senegal
4. Côte d'Ivoire
5. Mozambique
6. Algeria
7. CAF
8. Somalia
9. Liberia
10. Guinea

1981

Team
1. Côte d'Ivoire
2. Egypt
3. Somalia
4. Senegal
5. Algeria
6. Tunisia
7. Congo
8. Angola
9. Mauritania
10. Mozambique

1980

Team
1. Senegal
2. Côte d'Ivoire
3. Morocco
4. Algeria
5. Congo
6. Zaire
7. Angola
8. Mauritania
9. Somalia
10. Guinea
11. Nigeria

1978

Team
1. Senegal
2. Côte d'Ivoire
3. Egypt
4. Sudan
5. Morocco
6. Nigeria
7. Mauritania
8. Togo
9. Gambia
10. Libya

1975

Team
1. Egypt
2. Senegal
3. Sudan
4. Zaire
5. Tunisia
6. Republic of Congo

1974

Team
1. CAF
2. Senegal
3. Tunisia
4. Cameroon
5. Togo
6. Zaire
7. Mali
8. Tanzania
9. People's Republic of Benin
10. Somalia

1972

Team
1. Senegal
2. Egypt
3. Mali
4. CAF
5. Tunisia
6. Sudan
7. Morocco
8. Cameroon
9. Madagascar
10. Côte d'Ivoire
11. Togo
12. Nigeria

1970

Team
1. United Arab Republic
2. Senegal
3. Tunisia
4. CAF
5. Libya
6. Palestine
7. Somalia

1968

Team
1. Senegal
2. Morocco
3. CAF
4. Mali
6. Sudan
6. Côte d'Ivoire
7. Algeria
8. Niger

1965

Team
1. Morocco
2. Tunisia
3. Algeria
4. Senegal
5. Libya

1964

Team
1. United Arab Republic
2. Morocco
3. Palestine
4. Tunisia
5. Senegal
6. Mali

1962

Team
1. United Arab Republic
2. Sudan
3. Morocco
4. Guinea

## FIBA AMERICAS CHAMPIONSHIP

2013

Team	W-L
1. Mexico	8-2
2. Puerto Rico	7-3
3. Argentina	6-4
4. Dominican Republic	6-4
5. Venezuela	5-3
6. Canada	4-4
7. Uruguay	2-6
8. Jamaica	2-6
9. Brazil	0-4
10. Paraguay	0-4

2011

Team	W-L
1. Argentina	9 - 1
2. Brazil	8 - 2
3. Dominican	6 - 4
4. Puerto Rico	6 - 4
5. Venezuela	4 - 4
6. Canada	3 - 5
7. Uruguay	2 - 6
8. Panama	2 - 6
9. Cuba	0 - 4
10. Paraguay	0 - 4

2009

Team	W-L
1. Brazil	9-1
2. Puerto Rico	8-2
3. Argentina	7-3
4. Canada	4-6
5. Dominican Republic	4-4
6. Uruguay	3-5
7. Mexico	2-6
8. Panama	2-6
9. Venezuela	1-3
10. Virgin Islands	0-4

2007

Team	W-L
1. USA	10-0
2. Argentina	8-2
3. Puerto Rico	5-5
4. Brazil	5-5
5. Canada	4-4
6. Uruguay	3-5
7. Mexico	2-6
8. Venezuela	2-6
9. Panama	1-3
10. Virgin Islands	0-4

### 2005

Team	W-L
1. Brazil	5-5
2. Argentina	5-5
3. Venezuela	4-6
4. USA	2-8
5. Panama	1-7
6. Dominican Republic	3-5
7. Puerto Rico	3-5
8. Uruguay	1-7
9. Canada	1-3
10. Mexico	1-3

### 2003

Team	W-L
1. USA	10 - 0
2. Argentina	6 - 4
3. Puerto Rico	6 - 4
4. Canada	5 - 5
5. Venezuela	4 - 4
6. Mexico	4 - 4
7. Brazil	3 - 5
8. Dominican Republic	2 - 6
9. Uruguay	0 - 4
10. Virgin Islands	0 - 4

### 2001

Team	W-L
1. Argentina	10 - 0
2. Brazil	7 - 3
3. Canada	5 - 5
4. Puerto Rico	6 - 4
5. Venezuela	4 - 4
6. Panama	4 - 4
7. Virgin Islands	2 - 6
8. Uruguay	2 - 6
9. Mexico	0 - 4
10. USA	0 - 4

### 1999

Team	W-L
1. USA	10 - 0
2. Canada	7 - 3
3. Argentina	7 - 3
4. Puerto Rico	6 - 4
5. Venezuela	4 - 4
6. Brazil	3 - 5
7. Dominican Republic	1 - 7
8. Uruguay	2 - 6
9. Panama	0 - 4
10. Cuba	0 - 4

### 1997

Team	W-L
1. USA	8 - 1
2. Puerto Rico	5 - 4
3. Brazil	6 - 3
4. Argentina	4 - 5
5. Canada	5 - 4
6. Cuba	4 - 5
7. Venezuela	4 - 4
8. Uruguay	3 - 5
9. Dominican Republic	0 - 4
10. Mexico	0 - 4

### 1995

Team	W-L
1. Puerto Rico	9 - 1
2. Argentina	8 - 2
3. Brazil	5 - 5
4. Canada	5 - 5
5. Cuba	4 - 4
6. Uruguay	4 - 4
7. Dominican Republic	3 - 5
8. Bahamas	2 - 6

### 1993

Team	W-L
1. USA	
2. Puerto Rico	
3. Argentina	
4. Brazil	
5. Cuba	
6. Venezuela	
7. Canada	
8. Panama	
9. Dominican Republic	
10. Uruguay	

### 1992

Team	W-L
1. USA	6 - 0
2. Venezuela	4 - 3
3. Brazil	5 - 1
4. Puerto Rico	4 - 3
5. Canada	2 - 3
6. Argentina	2 - 3
7. Mexico	1 - 3
8. Panama	1 - 3
9. Cuba	1 - 3
10. Uruguay	0 - 4

### 1989

Team	W-L
1. Puerto Rico	
2. USA	
3. Brazil	
4. Venezuela	
5. Canada	
6. Dominican Republic	
7. Cuba	
8. Argentina	
9. Mexico	
10. Paraguay	
11. Panama	
12. Ecuador	

## FIBA ASIA CHAMPIONSHIP

### 2013

Team	W-L
1. Iran	9-0
2. Philippines	7-2
3. Korea	7-2
4. Chinese Taipei	6-3
5. China	6-3
6. Qatar	5-3
7. Jordan	4-5
8. Kazakhstan	3-6
9. Japan	3-4
10. Hong Kong	1-6
11. India	2-6
12. Bahrain	2-6
13. Kingdom of Saudi Arabia	1-3
14. Thailand	1-4
15. Malaysia	0-4

### 2011

Team	W-L
1. China	9-0
2. Jordan	5-4
3. Korea	7-2
4. Philippines	6-3
5. Iran	8-1
6. Lebanon	4-5
7. Japan	5-4
8. Chinese Taipei	4-5
9. Syria	4-4
10. United Arab Emirates	2-6
11. Malaysia	3-5
12. Uzbekistan	1-7
13. Indonesia	2-3
14. India	0-5
15. Bahrain	0-5
16. Qatar	0-5

### 2009

Team	W-L
1. Iran	9-0
2. China	8-1
3. Jordan	7-2
4. Lebanon	5-4
5. Chinese Taipei	5-4
6. Qatar	4-5
7. Korea	6-3
8. Philippines	4-5
9. Kazakhstan	4-4
10. Japan	3-5
11. Kuwait	2-6
12. United Arab Emirates	1-7
13. India	2-3
14. Uzbekistan	1-4
15. Indonesia	1-4
16. Sri Lanka	0-5

### 2007

Team	W-L
1. Iran	7-1
2. Lebanon	6-2
3. Korea	6-2
4. Kazakhstan	4-4
5. Jordan	5-3
6. Chinese Taipei	3-5
7. Qatar	5-3
8. Japan	4-4
9. Philippines	5-2
10. China	3-4
11. Syria	3-4
12. Indonesia	2-5
13. Hong Kong	3-4
14. Kuwait	1-6
15. India	2-5
16. United Arab Emirates	1-6

### 2005

Team	W-L
1. China	
2. Lebanon	
3. Qatar	
4. Korea	
5. Japan	
6. Iran	
7. Jordan	
8. Kingdom of Saudi Arabia	
9. Chinese Taipei	
10. Kazakhstan	
11. Uzbekistan	
12. India	
13. Kuwait	
14. Indonesia	
15. Hong Kong	
16. Malaysia	

### 2003

Team	W-L
1. China	
2. Korea	
3. Qatar	
4. Lebanon	
5. Iran	
6. Japan	
7. Kazakhstan	
8. India	
9. Syria	
10. Jordan	
11. Chinese Taipei	
12. Kuwait	
13. Hong Kong	
14. Uzbekistan	
15. Philippines	
16. Malaysia	

### 2001

Team	W-L
1. China	
2. Lebanon	
3. Korea	
4. Syria	
5. Qatar	
6. Japan	
7. Chinese Taipei	
8. India	
9. Uzbekistan	
10. United Arab Emirates	
11. Hong Kong	
12. Kuwait	
13. Thailand	
14. Singapore	

### 1999

Team	W-L
1. China	7-1
2. Korea	
3. Kingdom of Saudi Arabia	
4. Chinese Taipei	
5. Japan	
6. Kuwait	
7. Lebanon	
8. Syria	
9. Uzbekistan	
10. United Arab Emirates	
11. Philippines	
12. Bahrain	
13. Hong Kong	
14. Thailand	
15. Malaysia	

### 1997

Team	W-L
1. Korea	
2. Japan	
3. China	
4. Kingdom of Saudi Arabia	
5. United Arab Emirates	
6. Chinese Taipei	
7. Jordan	
8. Iran	
9. Philippines	
10. Bahrain	
11. India	
12. Indonesia	
13. Kazakhstan	
14. Hong Kong	
15. Bangladesh	

### 1995

Team	W-L
1. China	
2. Korea	
3. Japan	
4. Chinese Taipei	
5. Kazakhstan	
6. Kingdom of Saudi Arabia	
7. Uzbekistan	
8. Kirgiziya	
9. United Arab Emirates	
10. Iran	
11. Kuwait	
12. Philippines	
13. India	
14. Malaysia	
15. Hong Kong	
16. Thailand	
17. Jordan	
18. Indonesia	
19. Sri Lanka	

### 1993

Team	W-L
1. China	
2. D.P.R. of Korea	
3. Korea	
4. Iran	
5. Chinese Taipei	
6. Kingdom of Saudi Arabia	
7. Japan	
8. United Arab Emirates	
9. Jordan	
10. Kuwait	
11. Philippines	
12. Indonesia	
13. Hong Kong	
14. Malaysia	
15. Thailand	
16. Singapore	

### 1991

Team	W-L
1. China	
2. Korea	
3. Japan	
4. Chinese Taipei	
5. D.P.R. of Korea	
6. Iran	
7. Philippines	
8. Jordan	
9. Kingdom of Saudi Arabia	
10. Singapore	
11. Hong Kong	
12. Kuwait	
13. India	
14. Indonesia	
15. Bahrain	
16. Qatar	
17. Malaysia	
18. Sri Lanka	

### 1989

Team	W-L
1. China	
2. Korea	
3. Chinese Taipei	
4. Japan	
5. Iran	
6. India	
7. Kingdom of Saudi Arabia	
8. Philippines	
9. Malaysia	
10. Pakistan	
11. Singapore	
12. Thailand	
13. Hong Kong	
14. Indonesia	
15. Bangladesh	

### 1987

Team	W-L
1. China	
2. Korea	
3. Japan	
4. Philippines	
5. Chinese Taipei	
6. India	
7. Malaysia	
8. Thailand	
9. Iraq	
10. Jordan	
11. Singapore	
12. Indonesia	
13. Bahrain	
14. Hong Kong	
15. Macau	

### 1986

Team	W-L
1. Philippines	
2. Korea	
3. China	
4. Malaysia	
5. Japan	
6. Chinese Taipei	
7. Thailand	
8. Iran	
9. Jordan	
10. India	
11. Indonesia	
12. Singapore	
13. Hong Kong	
14. Pakistan	
15. Sri Lanka	

## 1983

Team
1. China
2. Japan
3. Korea
4. Kuwait
5. Iran
6. Jordan
7. Hong Kong
8. India
9. Philippines
10. Thailand
11. Malaysia
12. Indonesia
13. Pakistan
14. Singapore
15. Macau

## 1981

Team
1. China
2. Korea
3. Japan
4. Philippines
5. India
6. Malaysia
7. Thailand
8. Iran
9. Pakistan
10. Hong Kong
11. Singapore
12. Sri Lanka

## 1979

Team
1. China
2. Japan
3. Korea
4. Philippines
5. India
6. Pakistan
7. Malaysia
8. Iraq
9. Thailand
10. Singapore
11. Hong Kong
12. Bahrain
13. Bangladesh

## 1977

Team
1. China
2. Korea
3. Japan
4. Malaysia
5. Philippines
6. Iraq
8. India
9. Thailand
10. Pakistan
11. Hong Kong
12. Singapore
13. Bahrain
14. Indonesia

## 1975

Team
1. China
2. Japan
3. Korea
4. India
5. Philippines
6. Thailand
7. Singapore
8. Malaysia
9. Hong Kong
10. Indonesia
11. Pakistan
12. Kuwait
13. Sri Lanka

## 1973

Team
1. Philippines
2. Korea
3. Taiwan
4. Japan
5. Iran
6. India
7. Thailand
8. Indonesia
9. Malaysia
10. Singapore
11. Hong Kong
12. Pakistan

## 1971

Team
1. Japan
2. Philippines
3. Korea
4. Taiwan
5. Malaysia
6. India
7. Thailand
8. Singapore
9. Hong Kong

## 1969

Team
1. Korea
2. Japan
3. Philippines
4. Taiwan
5. India
6. Thailand
7. Malaysia
8. Pakistan
9. Hong Kong

## 1967

Team
1. Philippines
2. Korea
3. Japan
4. India
5. Taiwan
6. Indonesia
7. Thailand
8. Malaysia
9. Hong Kong
10. Singapore

## 1965

Team
1. Japan
2. Philippines
3. Korea
4. Thailand
5. Taiwan
6. Malaysia
7. India
8. Hong Kong
9. Singapore
10. Vietnam

## 1963

Team
1. Philippines
2. Taiwan
3. Korea
4. Thailand
5. Malaysia
6. Hong Kong
7. Singapore
8. Vietnam

## 1960

Team
1. Philippines
2. Taiwan
3. Japan
4. Korea
5. Hong Kong
6. Indonesia
7. Malaysia

## EUROBASKET

### 2013

Team	W-L
1. France	8-3
2. Lithuania	8-3
3. Spain	7-4
4. Croatia	8-3
5. Slovenia	7-4
6. Ukraine	6-5
7. Serbia	6-5
8. Italy	6-5
9. Belgium	3-5
9. Finland	5-3
11. Latvia	4-4
11. Greece	4-4
13. Czech Republic	2-3
13. Bosnia and Herzegovina	3-2
13. Great Britain	2-3
13. Sweden	1-4
17. Germany	2-3
17. Montenegro	2-3
17. Turkey	1-4
17. Georgia	1-4
21. MKD	1-4
21. Poland	1-4
21. Russia	1-4
21. Israel	1-4

### 2011

Team	W-L
1. Spain	10-1
2. France	9-2
3. Russia	10-1
4. MKD	7-4
5. Lithuania	8-3
6. Greece	7-4
7. Slovenia	6-5
8. Serbia	5-6
9. Germany	4-4
9. Finland	3-5
11. Turkey	3-5
11. Georgia	2-6
13. Croatia	2-3
13. Israel	2-3
13. Great Britain	2-3
13. Bulgaria	2-3
17. Poland	2-3
17. Bosnia and Herzegovina	2-3
17. Italy	1-4
17. Ukraine	2-3
21. Belgium	0-5
21. Montenegro	1-4
21. Portugal	0-5
21. Latvia	0-5

### 2009

Team	W-L
1. Spain	7-2
2. Serbia	6-3
3. Greece	6-3
4. Slovenia	6-3
5. France	8-1
6. Croatia	4-5
7. Russia	5-4
8. Turkey	5-4
9. Poland	2-4
9. MKD	2-4
11. Lithuania	1-5
11. Germany	1-5
13. Bulgaria	0-3
13. Israel	0-3
13. Great Britain	0-3
13. Latvia	1-2

### 2007

Team	W-L
1. Russia	8-1
2. Spain	7-2
3. Lithuania	8-1
4. Greece	5-4
5. Germany	5-4
6. Croatia	3-6
7. Slovenia	6-3
8. France	4-5
9. Italy	2-4
9. Portugal	2-4
11. Turkey	1-5
11. Israel	2-4
13. Serbia	0-3

13. Latvia	1-2
13. Czech Republic	0-3
13. Poland	0-3

### 2005

Team	W-L
1. Greece	6-1
2. Germany	5-2
3. France	4-3
4. Spain	3-3
5. Lithuania	5-1
6. Slovenia	4-2
7. Croatia	4-3
8. Russia	2-4
9. Israel	2-2
9. Turkey	1-3
9. Serbia & Montenegro	2-2
9. Italy	2-2
13. Bulgaria	0-3
13. Bosnia and Herzegovina	0-3
13. Latvia	0-3
13. Ukraine	0-3

### 2003

Team	W-L
1. Lithuania	6-0
2. Spain	5-1
3. Italy	4-3
4. France	4-2
5. Greece	5-1
6. Serbia & Montenegro	3-4
7. Israel	3-4
8. Russia	3-4
9. Germany	2-2
10. Slovenia	2-2
11. Croatia	1-3
12. Turkey	2-2
13. Latvia	0-3
14. Ukraine	0-3
15. Bosnia and Herzegovina	0-3
16. Sweden	0-3

### 2001

Team	W-L
1. Yugoslavia	6-0
2. Turkey	4-2
3. Spain	5-2
4. Germany	4-3
5. Russia	4-2
6. France	3-3
7. Croatia	3-4
8. Latvia	2-5
9. Greece	2-2
10. Israel	1-3
11. Italy	2-2
12. Lithuania	2-2
13. Bosnia and Herzegovina	0-3
14. Estonia	0-3
15. Slovenia	1-2
16. Ukraine	1-2

### 1999

Team	W-L
1. Italy	7-2
2. Spain	5-4
3. Yugoslavia	7-2
4. France	6-3
5. Lithuania	7-2
6. Russia	5-4
7. Germany	4-5
8. Turkey	4-5
9. Israel	2-4
10. Slovenia	2-4
11. Croatia	3-3
12. Czech Republic	2-4
13. MKD	0-3
14. Hungary	0-3
15. Bosnia and Herzegovina	0-3
16. Greece	0-3

## 1997

Team	W-L
1. Yugoslavia	8-1
2. Italy	8-1
3. Russia	7-2
4. Greece	7-2
5. Spain	6-3
6. Lithuania	5-4
7. Poland	4-5
8. Turkey	3-6
9. Israel	4-4
10. France	2-6
11. Croatia	2-6
12. Germany	1-7
13. Ukraine	3-2
14. Slovenia	1-4
15. Bosnia and Herzegovina	1-4
16. Latvia	0-5

## 1995

Team	W-L
1. Yugoslavia	9-0
2. Lithuania	7-2
3. Croatia	8-1
4. Greece	5-4
5. Italy	5-4
6. Spain	5-4
7. Russia	5-4
8. France	4-5
9. Israel	2-4
10. Germany	1-5
11. Sweden	0-6
12. Slovenia	2-4
13. Turkey	1-5
14. Finland	0-6

## 1993

Team	W-L
1. Germany	6-3
2. Russia	6-3
3. Croatia	8-1
4. Greece	5-4
5. Spain	7-2
6. Estonia	4-5
7. France	6-3
8. Bosnia and Herzegovina	2-7
9. Italy	2-4
10. Latvia	2-4
11. Turkey	2-4
12. Belgium	1-5
13. Israel	1-2
14. Slovenia	1-2
15. Sweden	1-2
16. Bulgaria	0-3

## 1991

Team	W-L
1. Yugoslavia	5-0
2. Italy	4-1
3. Spain	3-2
4. France	1-4
5. Greece	3-2
6. Czechoslovakia	2-3
7. Poland	2-3
8. Bulgaria	0-5

## 1989

Team	W-L
1. Yugoslavia	5-0
2. Greece	3-2
3. Soviet Union	4-1
4. Italy	2-3
5. Spain	3-2
6. France	2-3
7. Bulgaria	1-4
8. Netherlands	0-5



1987		1975		1965		1957		1949	
Team	W-L	Team	W-L	Team	W-L	Team	W-L	Team	W-L
1. Greece	6-2	1. Yugoslavia	7-0	1. Soviet Union	9-0	1. Soviet Union	10-0	1. Egypt	6-0
2. Soviet Union	7-1	2. Soviet Union	6-1	2. Yugoslavia	8-1	2. Bulgaria	9-1	2. France	5-1
3. Yugoslavia	5-3	3. Italy	4-3	3. Poland	7-2	3. Czechoslovakia	8-2	3. Greece	4-2
4. Spain	4-4	4. Spain	4-3	4. Italy	5-4	4. Hungary	7-3	4. Turkey	3-3
5. Italy	7-1	5. Bulgaria	3-4	5. Bulgaria	6-3	5. Romania	5-5	5. Netherlands	2-4
6. Germany	4-4	6. Czechoslovakia	3-4	6. Israel	5-4	6. Yugoslavia	4-6	6. Syria	1-5
7. Poland	4-4	7. Israel	5-2	7. Czechoslovakia	6-3	7. Poland	3-7	7. Lebanon	0-6
8. Czechoslovakia	2-6	8. Poland	3-4	8. Greece	5-4	8. France	2-8		
9. France	3-4	9. Turkey	3-4	9. France	4-5	9. Turkey	8-2		
10. Netherlands	2-5	10. Netherlands	2-5	10. German Dem Republic.	3-6	10. Italy	7-3		
11. Israel	2-5	11. Romania	1-6	11. Spain	4-5	11. Finland	6-4		
12. Romania	0-7	12. Greece	1-6	12. Finland	3-6	12. Belgium	4-6		
				13. Romania	4-5	13. Germany	3-7		
				14. Germany	2-7	14. Austria	2-8		
				15. Hungary	1-8	15. Scotland	2-8		
				16. Sweden	0-9	16. Albania	0-10		
1985		1973		1963		1955		1947	
Team	W-L	Team	W-L	Team	W-L	Team	W-L	Team	W-L
1. Soviet Union	7-1	1. Yugoslavia	7-0	1. Soviet Union	9-0	1. Hungary	9-1	1. Soviet Union	6-0
2. Czechoslovakia	4-4	2. Spain	5-2	2. Poland	7-2	2. Czechoslovakia	8-2	2. Czechoslovakia	6-1
3. Italy	6-2	3. Soviet Union	6-1	3. Yugoslavia	8-1	3. Soviet Union	9-2	3. Egypt	6-1
4. Spain	5-3	4. Czechoslovakia	4-3	4. Hungary	5-4	4. Bulgaria	6-4	4. Belgium	4-3
5. Germany	5-3	5. Italy	5-2	5. Bulgaria	7-2	5. Poland	7-4	5. France	4-2
6. France	2-6	6. Bulgaria	3-4	6. German Dem Republic.	5-4	6. Italy	4-6	6. Poland	3-4
7. Yugoslavia	5-3	7. Israel	3-4	7. Spain	4-5	7. Romania	5-6	7. Hungary	2-4
8. Bulgaria	3-5	8. Turkey	2-5	8. Belgium	4-5	8. Yugoslavia	4-7	8. Bulgaria	1-5
9. Israel	4-3	9. Romania	3-4	9. Israel	4-5	9. France	8-2	9. Italy	3-3
10. Romania	2-5	10. France	1-6	10. Czechoslovakia	4-5	10. Finland	5-4	10. Romania	3-3
11. Poland	2-5	11. Greece	2-5	11. Romania	4-5	11. Turkey	5-4	11. Netherlands	2-4
12. Netherlands	1-6	12. Poland	1-6	12. Italy	4-5	12. England	2-8	12. Austria	1-4
				13. France	3-6	13. Austria	4-6	13. Yugoslavia	2-3
				14. Finland	2-7	14. Switzerland	5-5	14. Albania	0-6
				15. Turkey	1-8	15. Luxembourg	3-7		
				16. Netherlands	1-8	16. Sweden	2-8		
						17. Germany	3-5		
						18. Denmark	0-8		
1983		1971		1961		1953		1946	
Team	W-L	Team	W-L	Team	W-L	Team	W-L	Team	W-L
1. Italy	7-0	1. Soviet Union	7-0	1. Soviet Union	8-0	1. Soviet Union	10-0	1. Czechoslovakia	4-0
2. Spain	5-2	2. Yugoslavia	6-1	2. Yugoslavia	7-2	2. Hungary	6-4	2. Italy	4-1
3. Soviet Union	6-1	3. Italy	5-2	3. Bulgaria	6-2	3. France	6-4	3. Hungary	3-2
4. Netherlands	3-4	4. Poland	4-3	4. France	5-3	4. Czechoslovakia	7-3	4. France	2-2
5. France	4-3	5. Czechoslovakia	4-3	5. Czechoslovakia	4-4	5. Israel	6-5	5. Switzerland	2-1
6. Israel	3-4	6. Bulgaria	4-3	6. Hungary	3-5	6. Yugoslavia	6-5	6. Netherlands	1-2
7. Yugoslavia	4-3	7. Spain	3-4	7. Romania	6-2	7. Italy	3-7	7. Belgium	2-2
8. Germany	3-4	8. Romania	3-4	8. Belgium	4-4	8. Egypt	4-6	8. Luxembourg	1-4
9. Poland	3-4	9. Germany	3-4	9. Poland	5-4	9. Bulgaria	8-1	9. Poland	2-3
10. Czechoslovakia	2-5	10. France	1-6	10. Turkey	3-5	10. Belgium	5-4	10. England	0-4
11. Greece	2-5	11. Israel	1-6	11. Israel	3-5	11. Switzerland	3-5		
12. Sweden	0-7	12. Turkey	1-6	12. German Dem Republic.	2-6	12. Finland	4-6		
				13. Spain	5-2	13. Romania	6-3		
				14. Finland	3-4	14. Germany	3-5		
				15. Netherlands	3-3	15. Lebanon	2-8		
				16. Germany	1-5	16. Denmark	0-8		
				17. Greece	2-4	17. Sweden	0-7		
				18. Sweden	1-5				
				19. England	0-6				
1981		1969		1959		1951		1939	
Team	W-L	Team	W-L	Team	W-L	Team	W-L	Team	W-L
1. Soviet Union	9-0	1. Soviet Union	6-1	1. Soviet Union	9-0	1. Soviet Union	10-0	1. Lithuania	6-1
2. Yugoslavia	7-2	2. Yugoslavia	6-1	2. Czechoslovakia	6-2	2. Czechoslovakia	5-3	2. Latvia	5-2
3. Czechoslovakia	6-3	3. Yugoslavia	6-1	3. France	6-3	3. France	4-4	3. Poland	4-3
4. Spain	6-3	4. Poland	3-4	4. Hungary	5-4	4. Bulgaria	4-4	4. France	4-3
5. Italy	4-4	5. Spain	4-3	5. Czechoslovakia	4-4	5. Italy	6-3	5. Estonia	4-3
6. Israel	3-5	6. Italy	4-3	6. Hungary	3-5	6. Turkey	6-3	6. Italy	2-5
7. Poland	5-3	7. Bulgaria	4-3	7. Romania	6-2	7. Belgium	4-4	7. Hungary	0-7
8. France	4-4	8. Hungary	2-5	8. Belgium	4-4	8. Egypt	4-6	8. Finland	0-7
9. Greece	2-6	9. Romania	4-3	9. Poland	5-4	9. Bulgaria	8-1		
10. Germany	2-6	10. Greece	2-5	10. Turkey	3-5	10. Belgium	5-4		
11. Turkey	1-7	11. Israel	1-6	11. Israel	3-5	11. Switzerland	3-5		
12. England	1-7	12. Sweden	0-7	12. German Dem Republic.	2-6	12. Finland	4-6		
				13. Spain	5-2	13. Romania	6-3		
				14. Finland	3-4	14. Germany	3-5		
				15. Netherlands	3-3	15. Lebanon	2-8		
				16. Germany	1-5	16. Denmark	0-8		
				17. Greece	2-4	17. Sweden	0-7		
				18. Sweden	1-5				
				19. England	0-6				
1979		1967		1957		1951		1937	
Team	W-L	Team	W-L	Team	W-L	Team	W-L	Team	W-L
1. Soviet Union	7-1	1. Soviet Union	9-0	1. Soviet Union	9-0	1. Soviet Union	10-0	1. Lithuania	5-0
2. Israel	4-4	2. Czechoslovakia	7-2	2. Czechoslovakia	6-2	2. Czechoslovakia	5-3	2. Italy	3-2
3. Yugoslavia	6-2	3. Poland	7-2	3. France	6-3	3. France	4-4	3. France	3-2
4. Czechoslovakia	4-4	4. Bulgaria	4-5	4. Hungary	5-3	4. Bulgaria	4-4	4. Poland	2-3
5. Italy	4-3	5. Romania	6-3	5. Bulgaria	5-3	5. Italy	6-3	5. Estonia	3-2
6. Spain	3-4	6. Finland	6-3	6. Poland	4-4	6. Turkey	6-3	6. Latvia	3-2
7. Poland	4-3	7. Italy	5-4	7. Belgium	4-4	7. Belgium	4-4	7. Czechoslovakia	1-4
8. France	5-2	8. Israel	4-5	8. Greece	1-7	8. Greece	1-7	8. Egypt	0-5
9. Greece	3-4	9. Yugoslavia	6-3	9. Finland	7-2	9. Finland	7-2		
10. Netherlands	3-4	10. Spain	3-6	10. Netherlands	6-3	10. Netherlands	6-3		
11. Bulgaria	1-6	11. France	4-5	11. Austria	5-4	11. Austria	5-4		
12. Belgium	0-7	12. Greece	3-6	12. Germany	2-6	12. Germany	2-6		
		13. Hungary	4-5	13. Switzerland	4-5	13. Switzerland	4-5		
		14. German Dem Republic.	2-7	14. Denmark	3-7	14. Denmark	3-7		
		15. Belgium	2-7	15. Portugal	2-6	15. Portugal	2-6		
		16. Netherlands	0-9	16. Scotland	0-8	16. Scotland	0-8		
				17. Luxembourg	0-5	17. Luxembourg	0-5		
				18. Romania	0-3	18. Romania	0-3		
				19. Iran	1-6				
1977		1965		1957		1951		1935	
Team	W-L	Team	W-L	Team	W-L	Team	W-L	Team	W-L
1. Yugoslavia	6-1	1. Yugoslavia	7-0	1. Soviet Union	10-0	1. Soviet Union	10-0	1. Latvia	3-0
2. Soviet Union	5-2	2. Spain	5-2	2. Bulgaria	9-1	2. Czechoslovakia	5-3	2. Spain	2-1
3. Czechoslovakia	6-1	3. Soviet Union	6-1	3. Czechoslovakia	8-2	3. France	6-3	3. Czechoslovakia	2-1
4. Italy	5-2	4. Czechoslovakia	4-3	4. Hungary	7-3	4. Bulgaria	4-4	4. Switzerland	2-2
5. Israel	4-3	5. Italy	5-2	5. Romania	5-5	5. Italy	6-3	5. France	3-1
6. Bulgaria	4-3	6. Bulgaria	3-4	6. Yugoslavia	4-6	6. Turkey	6-3	6. Belgium	1-2
7. Netherlands	3-4	7. Israel	5-2	7. Poland	3-7	7. Belgium	4-4	7. Italy	2-2
8. Belgium	2-5	8. Romania	3-4	8. France	2-8	8. Greece	1-7	8. Bulgaria	1-3
9. Spain	4-3	9. Yugoslavia	6-3	9. Finland	7-2	9. Finland	7-2	9. Hungary	1-2
10. Finland	1-6	10. Spain	3-6	10. Netherlands	6-3	10. Netherlands	6-3	10. Romania	0-3
11. France	2-5	11. France	4-5	11. Austria	5-4	11. Austria	5-4		
12. Austria	0-7	12. Greece	3-6	12. Germany	2-6	12. Germany	2-6		
		13. Hungary	4-5	13. Switzerland	4-5	13. Switzerland	4-5		
		14. German Dem Republic.	2-7	14. Denmark	3-7	14. Denmark	3-7		
		15. Belgium	2-7	15. Portugal	2-6	15. Portugal	2-6		
		16. Netherlands	0-9	16. Scotland	0-8	16. Scotland	0-8		
				17. Luxembourg	0-5	17. Luxembourg	0-5		
				18. Romania	0-3	18. Romania	0-3		
				19. Iran	1-6				

## FIBA OCEANIA CHAMPIONSHIP

### 2013

Team	W-L
1. Australia	2-0
2. New Zealand	0-2

### 2011

Team	W-L
1. Australia	3-0
2. New Zealand	0-3

### 2009

Team	W-L
1. New Zealand	1-1
2. Australia	1-1

### 2007

Team	W-L
1. Australia	2-1
2. New Zealand	1-2

### 2005

Team	W-L
1. Australia	3-0
2. New Zealand	0-3

### 2003

Team	W-L
1. Australia	3-0
2. New Zealand	0-3

### 2001

Team	W-L
1. New Zealand	
2. Australia	

### 1999

Team	W-L
1. New Zealand	
2. Guam	

### 1997

Team	W-L
1. Australia	
2. New Zealand	
3. New Caledonia	

### 1995

Team	W-L
1. Australia	
2. New Zealand	
3. American Samoa	

### 1993

Team	W-L
1. Australia	
2. New Zealand	
3. Western Samoa	

### 1991

Team	W-L
1. Australia	
2. New Zealand	

### 1989

Team	W-L
1. Australia	
2. New Zealand	

### 1987

Team	W-L
1. Australia	
2. New Zealand	
3. French Polynesia	

### 1985

Team	W-L
1. Australia	
2. New Zealand	

### 1983

Team	W-L
1. Australia	
2. New Zealand	

### 1981

Team	W-L
1. Australia	
2. New Zealand	

### 1979

Team	W-L
1. Australia	
2. New Zealand	

### 1978

Team	W-L
1. Australia	
2. New Zealand	

### 1975

Team	W-L
1. Australia	
2. New Zealand	

### 1971

Team	W-L
1. Australia	
2. New Zealand	

## FIBA BASKETBALL WORLD CUP

### 2010

Team	W-L
1. USA	9-0
2. Turkey	8-1
3. Lithuania	8-1
4. Serbia	6-3
5. Argentina	7-2
6. Spain	5-4
7. Russia	6-3
8. Slovenia	5-4
9. Brazil	3-3
10. Australia	3-3
11. Greece	3-3
12. New Zealand	3-3
13. France	3-3
14. Croatia	2-4
15. Angola	2-4
16. China	1-5
17. Germany	2-3
18. Puerto Rico	1-4
19. Iran	1-4
20. Lebanon	1-4
21. Côte d'Ivoire	1-4
22. Canada	0-5
23. Jordan	0-5
24. Tunisia	0-5

### 2006

Team	W-L
1. Spain	9-0
2. Greece	8-1
3. USA	8-1
4. Argentina	7-2
5. France	6-3
6. Turkey	6-3
7. Lithuania	5-4
8. Germany	5-4
9. Nigeria	2-4
9. Angola	3-3
9. China	2-4
9. Italy	4-2
9. New Zealand	2-4
9. Australia	2-4
9. Serbia & Montenegro	2-4
9. Slovenia	2-4
17. Brazil	1-4
17. Lebanon	2-3
17. Puerto Rico	2-3
17. Japan	1-4

21. Panama	0-5
21. Senegal	0-5
21. Venezuela	1-4
21. Qatar	0-5

### 2002

Team	W-L
1. Yugoslavia	7-2
2. Argentina	8-1
3. Germany	6-3
4. New Zealand	4-5
5. Spain	7-2
6. USA	6-3
7. Puerto Rico	6-3
8. Brazil	4-5
9. Turkey	4-4
10. Russia	3-5
11. Angola	2-6
12. China	1-7
13. Canada	2-3
14. Venezuela	1-4
15. Algeria	1-4
16. Lebanon	0-5

### 1998

Team	W-L
1. Yugoslavia	8-1
2. Russia	7-2
3. USA	7-2
4. Greece	5-4
5. Spain	7-2
6. Italy	5-4
7. Lithuania	5-4
8. Argentina	3-6
9. Australia	5-3
10. Brazil	2-6
11. Puerto Rico	3-5
12. Canada	1-7
13. Nigeria	2-3
14. Japan	1-4
15. Senegal	1-4
16. Korea	0-5

### 1994

Team	W-L
1. USA	8-0
2. Russia	6-2
3. Croatia	7-1
4. Greece	4-4
5. Australia	5-3
6. Puerto Rico	3-5
7. Canada	4-4
8. China	2-6
9. Argentina	5-3
10. Spain	5-3
11. Brazil	2-6
12. Germany	5-3
13. Korea	3-5
14. Egypt	1-7
15. Cuba	3-5
16. Angola	1-7

### 1990

Team	W-L
1. Yugoslavia	7-1
2. Soviet Union	6-2
3. USA	6-2
4. Puerto Rico	6-2
5. Brazil	4-4
6. Greece	4-4
7. Australia	4-4
8. Argentina	2-6
9. Italy	7-1
10. Spain	5-3
11. Venezuela	4-4
12. Canada	3-5
13. Angola	3-5
14. China	2-6
15. Korea	1-7
16. Egypt	0-8

### 1986

Team	W-L
1. USA	9-1
2. Soviet Union	9-1
3. Yugoslavia	8-2
4. Brazil	6-4
5. Spain	8-2
6. Italy	7-3
7. Israel	5-5
8. Canada	5-5
9. China	4-6
10. Greece	4-6
11. Cuba	4-6
12. Argentina	5-5
13. Angola	1-4
13. New Zealand	1-4
13. Uruguay	2-3
13. France	3-2
13. Panama	1-4
13. Netherlands	2-3
13. Malaysia	0-5
13. Australia	2-3
13. Côte d'Ivoire	0-5
13. Korea	0-5
13. Puerto Rico	2-3
13. Germany	2-3

### 1982

Team	W-L
1. Soviet Union	8-1
2. USA	7-2
3. Yugoslavia	7-2
4. Spain	6-3
5. Australia	4-4
6. Canada	3-5
7. Colombia	0-6
8. Brazil	4-3
9. Panama	4-3
10. Czechoslovakia	4-3
11. Uruguay	2-5
12. China	1-6
13. Côte d'Ivoire	0-7

### 1978

Team	W-L
1. Yugoslavia	10-0
2. Soviet Union	6-2
3. Brazil	8-2
4. Italy	6-4
5. USA	6-4
6. Canada	4-6
7. Australia	4-6
8. Philippines	0-8
9. Czechoslovakia	5-2
10. Puerto Rico	4-3
11. China	2-5
12. Dominican Republic	2-5
13. Korea	1-6
14. Senegal	1-6

### 1974

Team	W-L
1. Soviet Union	8-1
2. Yugoslavia	6-1
3. USA	8-1
4. Cuba	5-4
5. Spain	4-5
6. Brazil	4-5
7. Puerto Rico	2-5
8. Canada	3-6
9. Mexico	5-2
10. Czechoslovakia	4-3
11. Argentina	2-5
12. Australia	2-5
13. Philippines	2-5
14. CAF	0-7

### 1970

Team	W-L
1. Yugoslavia	5-1
2. Brazil	7-2
3. Soviet Union	7-2
4. Italy	5-4
5. USA	6-3
6. Czechoslovakia	4-5
7. Uruguay	2-7

8. Cuba	6-2
9. Panama	4-4
10. Canada	3-5
11. Korea	4-4
12. Australia	1-7
13. United Arab Republic	0-8

### 1967

Team	W-L
1. Soviet Union	8-1
2. Yugoslavia	6-3
3. Brazil	7-2
4. USA	7-2
5. Poland	4-5
6. Argentina	3-6
7. Uruguay	1-5
8. Mexico	6-2
9. Italy	4-4
10. Peru	4-4
11. Japan	2-6
12. Puerto Rico	2-6
13. Paraguay	0-8

### 1963

Team	W-L
1. Brazil	6-0
2. Yugoslavia	8-1
3. Soviet Union	7-2
4. USA	6-3
5. France	4-5
6. Puerto Rico	3-6
7. Italy	2-7
8. Argentina	4-4
9. Mexico	4-4
10. Uruguay	4-4
11. Canada	3-5
12. Peru	2-6
13. Japan	1-7

### 1959

Team	W-L
1. Brazil	7-2
2. USA	7-2
3. Chile	2-4
4. Formosa	2-7
5. Puerto Rico	3-6
6. Soviet Union	7-2
7. Bulgaria	5-4
8. Philippines	4-2
9. Uruguay	2-4
10. Argentina	3-3
11. United Arab Republic	1-5
12. Canada	3-3
13. Mexico	0-6

### 1954

Team	W-L
1. USA	9-0
2. Brazil	8-1
3. Philippines	6-3
4. France	4-5
5. Formosa	3-6
6. Uruguay	4-5
7. Canada	3-6
8. Israel	2-7
9. Paraguay	3-2
10. Chile	3-2
11. Yugoslavia	1-4
12. Peru	0-5

### 1950

Team	W-L
1. Argentina	6-0
2. USA	5-1
3. Chile	4-4
4. Brazil	3-3
5. Egypt	4-3
6. France	2-6
7. Peru	4-2
8. Ecuador	2-3
9. Yugoslavia	0-5
10. Spain	0-5

# MEN'S OLYMPIC BASKETBALL TOURNAMENT LONDON 2012

## FINAL STANDING

Team	W-L
1. USA	8-0
2. Spain	5-3
3. Russia	6-2
4. Argentina	4-4
5. Brazil	4-2
6. France	4-2
7. Australia	3-3
8. Lithuania	2-4
9. Great Britain	1-4
10. Nigeria	1-4
11. Tunisia	0-5
12. China	0-5

## PRELIMINARY ROUND

### GROUP A

Nigeria b. Tunisia	60-56
USA b. France	98-71
Argentina b. Lithuania	102-79
Lithuania b. Nigeria	72-53
France b. Argentina	71-64
Tunisia b. USA	63-110
France b. Lithuania	82-74
Argentina b. Tunisia	92-69
USA b. Nigeria	156-73
Tunisia b. France	69-73
Lithuania b. USA	94-99
Nigeria b. Argentina	79-93
Tunisia b. Lithuania	63-76
France b. Nigeria	79-73
Argentina b. USA	97-126

Team	W-L
1 USA	5-0
2 France	4-1
3 Argentina	3-2
4 Lithuania	2-3
5 Nigeria	1-4
6 Tunisia	0-5

### GROUP B

Brazil b. Australia	75-71
Spain b. China	97-81
Russia b. Great Britain	95-75
China b. Russia	54-73
Australia b. Spain	70-82
Great Britain b. Brazil	62-67
Australia b. China	81-61
Brazil b. Russia	74-75
Spain b. Great Britain	79-78
Russia b. Spain	77-74
China b. Brazil	59-98
Great Britain b. Australia	75-106
Australia b. Russia	82-80
Great Britain b. China	90-58
Spain b. Brazil	82-88

Team	W-L
1 Russia	4-1
2 Brazil	4-1
3 Spain	3-2
4 Australia	3-2
5 Great Britain	1-4
6 China	0-5

## QUARTER-FINAL

Russia b. Lithuania	83-74
France b. Spain	59-66
Brazil b. Argentina	77-82
USA b. Australia	119-86

## SEMI-FINALS

Spain b. Russia	67-59
Argentina b. USA	83-109

## FINALS

Argentina b. Russia	77-81
USA b. Spain	107-100

## TOP STATS

### POINTS

Player Name	Pts
1 Patrick MILLS	AUS 21.2
2 Kevin DURANT	USA 19.5
3 Manu GINOBILI	ARG 19.4
4 Pau GASOL	ESP 19.1
5 Luis SCOLA	ARG 18.0
6 Andrey KIRILENKO	RUS 17.5
7 Carmelo ANTHONY	USA 16.3
8 LeandroinHO BARBOSA	BRA 16.2
9 Luol DENG	GBR 15.8
10 Tony PARKER	FRA 15.7
11 Nicolas BATUM	FRA 15.5
12 Carlos DELFINO	ARG 15.3
13 Joe INGLES	AUS 15.0
14 Macram BEN ROMDHANE	TUN 15.0
15 Ike DIOGU	NGR 14.8
15 Jianlian YI	CHN 14.8
17 Joel FREELAND	GBR 14.6
18 Linas KLEIZA	LTU 13.8
19 LeBron JAMES	USA 13.3
20 Marc GASOL	ESP 12.6
21 Kobe BRYANT	USA 12.1
22 David ANDERSEN	AUS 12.0
23 Chamberlain OGUCHI	NGR 12.0
24 Kevin LOVE	USA 11.6
25 Vitaliy FRIDZON	RUS 11.5

## REBOUNDS

Player Name	Pts
1 Jianlian YI	CHN 10.2
2 Salah MEJRI	TUN 10.0
3 Ike DIOGU	NGR 9.0
4 Macram BEN ROMDHANE	TUN 8.6
5 Nene HILARIO	BRA 8.0
6 Pau GASOL	ESP 7.6
6 Kevin LOVE	USA 7.6
8 Andrey KIRILENKO	RUS 7.5
9 Pops MENSAH BONSU	GBR 7.3
10 Anderson VAREJAO	BRA 7.0
11 Joel FREELAND	GBR 6.6
11 Luol DENG	GBR 6.6
13 Victor KHRYAPA	RUS 6.3
14 Linas KLEIZA	LTU 6.3
15 Boris DIAW	FRA 6.0
15 David ANDERSEN	AUS 6.0
17 Al-Farouq AMINU	NGR 6.0
18 Kevin DURANT	USA 5.8
19 Alade AMINU	NGR 5.8
20 Nicolas BATUM	FRA 5.7
21 LeBron JAMES	USA 5.6
22 Manu GINOBILI	ARG 5.4
23 Tiago SPLITTER	BRA 5.3
24 Ronny TURIJAF	FRA 5.2
24 Zhizhi WANG	CHN 5.2

## ASSISTS

Player Name	Pts
1 Pablo PRIGIONI	ARG 6.5
2 Marcelinho HUERTAS	BRA 6.0
3 Aleksey SHVED	RUS 5.9
4 LeBron JAMES	USA 5.6
5 Sarunas JASIKVICIUS	LTU 5.3
6 Chris PAUL	USA 5.1
7 Mantas KALNIETIS	LTU 4.8
8 Deron WILLIAMS	USA 4.6
9 Luol DENG	GBR 4.6
10 Matt DELLAVEDOVA	AUS 4.5

## STEALS

Player Name	Pts
1 Chris PAUL	USA 2.5
2 Al-Farouq AMINU	NGR 2.0
3 Andrey KIRILENKO	RUS 1.9
4 Pablo PRIGIONI	ARG 1.8
4 Matt NIELSEN	AUS 1.8
6 Macram BEN ROMDHANE	TUN 1.8
7 Nando DE COLO	FRA 1.7
8 Kevin DURANT	USA 1.6
8 Manu GINOBILI	ARG 1.6
10 LeBron JAMES	USA 1.4

## BLOCKS

Player Name	Pts
1 Salah MEJRI	TUN 3.4
2 Jianlian YI	CHN 2.2
3 Andrey KIRILENKO	RUS 1.8
4 Nicolas BATUM	FRA 1.5
5 Serge IBAKA	ESP 1.3

## TURNOVERS

Player Name	Pts
1 Sarunas JASIKVICIUS	LTU 4.3
2 Macram BEN ROMDHANE	TUN 4.2
3 Nizar KNIQUA	TUN 3.3
4 Aleksey SHVED	RUS 3.1
5 Nando DE COLO	FRA 2.8
6 Derrick OBASOHAN	NGR 2.8
7 Al-Farouq AMINU	NGR 2.8
8 Luol DENG	GBR 2.8
9 Manu GINOBILI	ARG 2.6
10 Tony PARKER	FRA 2.5
10 Patrick MILLS	AUS 2.5

## FREE-THROW PERCENTAGE

Player Name	Pts
1 Manu GINOBILI	ARG 100.0%
2 Rimantas KAUKENAS	LTU 100.0%
3 Matt DELLAVEDOVA	AUS 100.0%
4 Florent PIETRUS	FRA 100.0%
5 Victor KHRYAPA	RUS 100.0%
6 Sarunas JASIKVICIUS	LTU 100.0%
7 Sergio RODRIGUEZ	ESP 100.0%
8 Aron BAYNES	AUS 100.0%
9 Leo GUTIERREZ	ARG 100.0%
10 Victor SADA	ESP 100.0%

## TWO-POINT PERCENTAGE

Player Name	Pts
1 LeBron JAMES	USA 71.7%
2 Joe INGLES	AUS 62.8%
3 Timofey MOZGOV	RUS 62.3%
4 Pau GASOL	ESP 61.9%
5 Andrey KIRILENKO	RUS 61.8%
6 LeandroinHO BARBOSA	BRA 54.3%
7 Sasha KAUN	RUS 54.0%
8 Luis SCOLA	ARG 53.8%
9 Manu GINOBILI	ARG 53.3%
10 Marc GASOL	ESP 52.2%

## THREE-POINT PERCENTAGE

Player Name	Pts
1 Shipeng WANG	CHN 61.9%
2 Sarunas JASIKVICIUS	LTU 58.3%
3 Daniel CLARK	GBR 57.1%
4 Amine RZIG	TUN 53.3%
5 Kevin DURANT	USA 52.3%
6 Carmelo ANTHONY	USA 50.0%
7 Marcus VIEIRA	BRA 50.0%
8 Mohamed HADIDANE	TUN 50.0%
9 Chris PAUL	USA 46.4%
10 Vitaliy FRIDZON	RUS 45.5%

# FINAL STANDINGS AT OLYMPIC BASKETBALL TOURNAMENT

## 2008

Team	W-L
1. USA	8-0
2. Spain	6-2
3. Argentina	6-2
4. Lithuania	5-3
5. Greece	3-3
6. Croatia	3-3
7. Australia	3-3
8. China	2-4
9. Russia	1-4
10. Germany	1-4
11. Iran	0-5
12. Angola	0-5

## 2004

Team	W-L
1. Argentina	6-2
2. Italy	5-3
3. USA	5-3
4. Lithuania	6-2
5. Greece	4-3
6. Puerto Rico	3-4
7. Spain	6-1
8. China	2-5
9. Australia	2-4
10. New Zealand	1-5
11. Serbia & Montenegro	2-4
12. Angola	0-6

## 2000

Team	W-L
1. USA	8-0
2. France	4-4
3. Lithuania	5-3
4. Australia	4-4
5. Italy	4-3
6. Yugoslavia	4-3
7. Canada	5-2
8. Russia	3-4
9. Spain	2-4
10. China	2-4
11. New Zealand	1-5
12. Angola	0-6

## 1996

Team	W-L
1. USA	8-0
2. Yugoslavia	7-1
3. Lithuania	5-3
4. Australia	5-3
5. Greece	5-3
6. Brazil	3-5
7. Croatia	4-4
8. China	2-6
9. Argentina	4-3
10. Puerto Rico	2-5
11. Angola	1-6
12. Korea	0-7

## 1992

Team	W-L
1. USA	8-0
2. Croatia	6-2
3. Lithuania	6-2
4. Com. of Ind.States	5-3
5. Brazil	4-4
6. Australia	4-4
7. Germany	3-5
8. Puerto Rico	3-5
9. Spain	3-4
10. Angola	2-5
11. Venezuela	2-5
12. China	0-7

## 1988

Team	W-L
1. Soviet Union	7-1
2. Yugoslavia	6-2
3. USA	7-1
4. Australia	4-4
5. Brazil	5-3
6. Canada	3-5
7. Puerto Rico	4-4
8. Spain	4-4
9. Korea	2-5
10. CAF	2-5
11. China	2-5
12. Egypt	0-7

## 1984

Team	W-L
1. USA	8-0
2. Spain	6-2
3. Yugoslavia	7-1
4. Canada	4-4
5. Italy	6-2
6. Uruguay	3-5
7. Australia	4-4
8. Germany	2-6
9. Brazil	3-4
10. China	2-5
11. France	1-6
12. Egypt	0-7

## 1980

Team	W-L
1. Yugoslavia	8-0
2. Italy	4-4
3. Soviet Union	6-2
4. Spain	4-4
5. Brazil	4-3
6. Cuba	2-5
7. Poland	4-3
8. Australia	5-2
9. Czechoslovakia	3-4
10. Sweden	3-4
11. Senegal	1-6
12. India	0-7

## 1976

Team	W-L
1. USA	6-1
2. Yugoslavia	4-3
3. Soviet Union	6-1
4. Canada	4-3
5. Italy	4-3
6. Czechoslovakia	3-4
7. Cuba	4-3
8. Australia	2-5
9. Puerto Rico	2-5
10. Mexico	1-5
11. Japan	0-6
12. Egypt	0-5

## 1972

Team	W-L
1. Soviet Union	9-0
2. USA	8-1
3. Cuba	7-2
4. Italy	5-4
5. Yugoslavia	6-3
6. Puerto Rico	6-3
7. Brazil	5-4
8. Czechoslovakia	5-4
9. Australia	5-4
10. Poland	3-6
11. Spain	4-5
12. Germany	3-6
13. Philippines	2-7
14. Japan	2-7
15. Senegal	0-8
16. Egypt	0-8

## 1968

Team	W-L
1. USA	9-0
2. Yugoslavia	7-2
3. Soviet Union	8-1
4. Brazil	6-3
5. Mexico	7-2
6. Poland	5-4
7. Spain	5-4
8. Italy	5-4
9. Puerto Rico	5-4
10. Bulgaria	4-5
11. Cuba	3-6
12. Panama	2-7
13. Philippines	3-6
14. Korea	2-7
15. Senegal	1-8
16. Morocco	0-9

## 1964

Team	W-L
1. USA	9-0
2. Soviet Union	8-1
3. Brazil	6-3
4. Puerto Rico	5-4
5. Italy	6-3
6. Poland	5-4
7. Yugoslavia	6-3
8. Uruguay	4-5
9. Australia	4-5
10. Japan	4-5
11. Finland	4-5
12. Mexico	3-6
13. Hungary	4-5
14. Canada	1-8
15. Peru	3-6
16. Korea	0-9

## 1960

Team	W-L
1. USA	8-0
2. Soviet Union	6-2
3. Brazil	6-2
4. Italy	4-4
5. Czechoslovakia	5-3
6. Yugoslavia	4-4
7. Poland	3-5
8. Uruguay	2-6
9. Hungary	4-4
10. France	5-3
11. Philippines	3-5
12. Mexico	4-4
13. Puerto Rico	2-6
14. Spain	2-5
15. Japan	0-7
16. Bulgaria	1-5

## 1956

Team	W-L
1. USA	8-0
2. Soviet Union	5-3
3. Uruguay	6-2
4. France	5-3
5. Bulgaria	5-3
6. Brazil	3-4
7. Philippines	4-4
8. Chile	2-5
9. Canada	5-2
10. Japan	3-4
11. Formosa	5-3
12. Australia	2-5
13. Singapore	2-5
14. Korea	1-6
15. Thailand	0-7

## 1952

Team	W-L
1. USA	8-0
2. Soviet Union	6-2
3. Uruguay	5-3
4. Argentina	5-3
5. Chile	4-4
6. Brazil	4-4
7. Bulgaria	6-4
8. France	4-4
9. Canada	3-3

## 1948

Team	W-L
1. USA	8-0
2. France	5-2
3. Brazil	7-1
4. Mexico	5-2
5. Uruguay	5-3
6. Chile	4-4
7. Czechoslovakia	5-3
8. Korea	3-5
9. Canada	6-2
10. Peru	4-4
11. Belgium	4-4
12. Philippines	4-4
13. Cuba	4-3
14. Iran	1-6
15. Argentina	3-5
16. Hungary	3-5
17. Italy	4-4
18. China	5-3
19. Egypt	2-5
20. Great Britain	1-7
21. Switzerland	1-7
22. Iraq	0-7
23. Ireland	0-6

## 1936

Team	W-L
1. USA	5-0
2. Canada	5-1
3. Mexico	5-2
4. Poland	3-4
5. Philippines	4-1
6. Uruguay	4-3
7. Italy	4-2
8. Peru	2-3
9. Brazil	2-3

# OLYMPIC ACHIEVEMENTS

## TOP 10 TEAM ACHIEVEMENTS

Player	 Gold	 Silver	 Bronze	Participations
1. USA	14	1	2	17
2. Soviet Union	2	4	3	9
3. Yugoslavia	1	4	1	10
4. Argentina	1	0	1	6
5. Spain	0	3	0	11
6. Italy	0	2	0	11
7. France	0	2	0	7
8. Canada	0	1	0	9
9. Croatia	0	1	0	3
10. Brazil	0	0	3	14

## TOP 10 PLAYERS ACHIEVEMENTS

Player	 Gold	 Silver	 Bronze	Total	Year(s) of participation
Carmelo ANTHONY (USA)	2		1	3	2004(B), 2008(G), 2012(G)
LeBron JAMES (USA)	2		1	3	2004(B), 2008(G), 2012(G)
David ROBINSON (USA)	2		1	3	1988(B), 1992(G), 1996(G)
Kobe BRYANT (USA)	2			2	2008(G), 2012(G)
Chris PAUL (USA)	2			2	2008(G), 2012(G)
DERON WILLIAMS (USA)	2			2	2008(G), 2012(G)
Jason KIDD (USA)	2			2	2000(G), 2008(G)
Gary PAYTON (USA)	2			2	1996(G), 2000(G)
Charles BARKLEY (USA)	2			2	1992(G), 1996(G)
John STOCKTON (USA)	2			2	1992(G), 1996(G)
Patrick EWING (USA)	2			2	1984(G), 1992(G)
Michael JORDAN (USA)	2			2	1984(G), 1992(G)
Chris MULLIN (USA)	2			2	1984(G), 1992(G)
Burdette HALDORSON (USA)	2			2	1956(G), 1960(G)
Robert KURLAND (USA)	2			2	1948(G), 1952(G)

# HEAD-TO-HEAD RESULTS

## ARGENTINA

### ARGENTINA - AUSTRALIA: 3-3

2010	WMM	Argentina vs. Australia	74-72
2008	WOLYM	Argentina vs. Australia	85-68
1998	WMM	Argentina vs. Australia	66-62
1990	WMM	Argentina vs. Australia	84-98
1990	WMM	Argentina vs. Australia	91-95
1974	WMM	Argentina vs. Australia	100-102

### ARGENTINA - BRAZIL: 38-38

2016	SAMSM	Argentina vs. Brazil	82-88
2014	WMM	Argentina vs. Brazil	65-85
2014	SAMSM	Argentina vs. Brazil	64-59
2012	WOLYM	Argentina vs. Brazil	82-77
2011	COPSM	Argentina vs. Brazil	80-75
2011	COPSM	Argentina vs. Brazil	71-73
2010	WMM	Argentina vs. Brazil	93-89
2010	SAMSM	Argentina vs. Brazil	77-87
2009	COPSM	Argentina vs. Brazil	67-76
2008	SAMSM	Argentina vs. Brazil	102-68
2007	COPSM	Argentina vs. Brazil	91-80
2007	COPSM	Argentina vs. Brazil	86-79
2006	SAMSM	Argentina vs. Brazil	72-74
2005	COPSM	Argentina vs. Brazil	88-100
2005	COPSM	Argentina vs. Brazil	71-60
2004	SAMSM	Argentina vs. Brazil	95-78
2004	SAMSM	Argentina vs. Brazil	92-98
2003	COQTM	Argentina vs. Brazil	76-74
2003	SAMSM	Argentina vs. Brazil	80-83
2003	SAMSM	Argentina vs. Brazil	66-87
2002	WMM	Argentina vs. Brazil	78-67
2001	COASM	Argentina vs. Brazil	78-59
2001	COASM	Argentina vs. Brazil	108-98
2001	SAMSM	Argentina vs. Brazil	76-69
2001	SAMSM	Argentina vs. Brazil	64-60
1999	COQTM	Argentina vs. Brazil	79-77
1999	SAMSM	Argentina vs. Brazil	67-73
1998	WMM	Argentina vs. Brazil	86-76
1997	COASM	Argentina vs. Brazil	75-76
1997	COASM	Argentina vs. Brazil	68-65
1997	SAMSM	Argentina vs. Brazil	91-87
1995	SAMSM	Argentina vs. Brazil	63-69
1995	SAMSM	Argentina vs. Brazil	65-61
1993	COPSM	Argentina vs. Brazil	98-91
1991	SAMSM	Argentina vs. Brazil	89-102
1989	COPSM	Argentina vs. Brazil	82-90
1989	SAMSM	Argentina vs. Brazil	84-100
1989	SAMSM	Argentina vs. Brazil	74-82
1988	NAOQTM	Argentina vs. Brazil	93-113
1985	SAMSM	Argentina vs. Brazil	101-105
1984	NAOQTM	Argentina vs. Brazil	95-107
1983	SAMSM	Argentina vs. Brazil	80-88
1981	SAMSM	Argentina vs. Brazil	70-72
1980	NAOQTM	Argentina vs. Brazil	118-98
1979	SAMSM	Argentina vs. Brazil	90-85
1977	SAMSM	Argentina vs. Brazil	60-71
1976	SAMSM	Argentina vs. Brazil	82-80
1973	SAMSM	Argentina vs. Brazil	74-81
1971	SAMSM	Argentina vs. Brazil	74-75
1969	SAMSM	Argentina vs. Brazil	60-74
1968	SAMSM	Argentina vs. Brazil	40-45
1967	WMM	Argentina vs. Brazil	66-74
1966	SAMSM	Argentina vs. Brazil	54-52
1963	SAMSM	Argentina vs. Brazil	58-82
1961	SAMSM	Argentina vs. Brazil	63-84
1960	SAMSM	Argentina vs. Brazil	57-58
1958	SAMSM	Argentina vs. Brazil	67-84
1955	SAMSM	Argentina vs. Brazil	45-63
1952	WOLYM	Argentina vs. Brazil	72-56
1950	WMM	Argentina vs. Brazil	40-35
1949	SAMSM	Argentina vs. Brazil	48-40
1947	SAMSM	Argentina vs. Brazil	38-37
1945	SAMSM	Argentina vs. Brazil	51-53
1942	SAMSM	Argentina vs. Brazil	44-29
1941	SAMSM	Argentina vs. Brazil	51-26
1940	SAMSM	Argentina vs. Brazil	46-33
1939	SAMSM	Argentina vs. Brazil	30-31

1938	SAMSM	Argentina vs. Brazil	60-38
1937	SAMSM	Argentina vs. Brazil	21-30
1937	SAMSM	Argentina vs. Brazil	22-31
1935	SAMSM	Argentina vs. Brazil	20-30
1935	SAMSM	Argentina vs. Brazil	28-23
1934	SAMSM	Argentina vs. Brazil	29-25
1934	SAMSM	Argentina vs. Brazil	26-25
1930	SAMSM	Argentina vs. Brazil	18-11
1930	SAMSM	Argentina vs. Brazil	31-17

### ARGENTINA - CHINA: 3-1

2004	WOLYM	Argentina vs. China	82-57
2002	WMM	Argentina vs. China	95-71
1996	WOLYM	Argentina vs. China	77-87
1986	WMM	Argentina vs. China	97-80

### ARGENTINA - CROATIA: 1-2

2014	WMM	Argentina vs. Croatia	85-90
2008	WOLYM	Argentina vs. Croatia	77-53
1996	WOLYM	Argentina vs. Croatia	75-90

### ARGENTINA - SPAIN: 2-6

2010	WMM	Argentina vs. Spain	86-81
2006	WMM	Argentina vs. Spain	74-75
2004	WOLYM	Argentina vs. Spain	76-87
1998	WMM	Argentina vs. Spain	64-77
1998	WMM	Argentina vs. Spain	67-68
1994	WMM	Argentina vs. Spain	74-65
1994	WMM	Argentina vs. Spain	70-72
1974	WMM	Argentina vs. Spain	89-96

### ARGENTINA - FRANCE: 4-1

2012	WOLYM	Argentina vs. France	64-71
2006	WMM	Argentina vs. France	80-70
1952	WOLYM	Argentina vs. France	61-52
1950	WMM	Argentina vs. France	66-41
1950	WMM	Argentina vs. France	56-40

### ARGENTINA - LITHUANIA: 3-4

2012	WOLYM	Argentina vs. Lithuania	102-79
2010	WMM	Argentina vs. Lithuania	85-104
2008	WOLYM	Argentina vs. Lithuania	87-75
2008	WOLYM	Argentina vs. Lithuania	75-79
1998	WMM	Argentina vs. Lithuania	76-77
1998	WMM	Argentina vs. Lithuania	75-84
1996	WOLYM	Argentina vs. Lithuania	65-61

### ARGENTINA - NIGERIA: 3-0

2012	WOLYM	Argentina vs. Nigeria	93-79
2006	WMM	Argentina vs. Nigeria	98-64
1998	WMM	Argentina vs. Nigeria	68-51

### ARGENTINA - SERBIA: 2-1

2010	WMM	Argentina vs. Serbia	82-84
2006	WMM	Argentina vs. Serbia	83-79
2004	WOLYM	Argentina vs. Serbia	83-82

### ARGENTINA - USA: 6-22

2012	WOLYM	Argentina vs. USA	83-109
2012	WOLYM	Argentina vs. USA	97-126
2008	WOLYM	Argentina vs. USA	81-101
2007	COPSM	Argentina vs. USA	81-118
2007	COPSM	Argentina vs. USA	76-91
2006	WMM	Argentina vs. USA	81-96
2005	COPSM	Argentina vs. USA	84-67
2004	WOLYM	Argentina vs. USA	89-81
2003	COQTM	Argentina vs. USA	73-106
2003	COQTM	Argentina vs. USA	86-94
2002	WMM	Argentina vs. USA	87-80
2001	COASM	Argentina vs. USA	108-69
1999	COQTM	Argentina vs. USA	72-103
1999	COQTM	Argentina vs. USA	59-88
1998	WMM	Argentina vs. USA	74-87
1997	COASM	Argentina vs. USA	78-91
1996	WOLYM	Argentina vs. USA	68-96
1993	COPSM	Argentina vs. USA	107-123
1992	NAOQTM	Argentina vs. USA	87-128
1990	WMM	Argentina vs. USA	100-104
1986	WMM	Argentina vs. USA	74-70
1974	WMM	Argentina vs. USA	86-109
1967	WMM	Argentina vs. USA	66-76

1963	WMM	Argentina vs. USA	51-81
1959	WMM	Argentina vs. USA	73-87
1952	WOLYM	Argentina vs. USA	76-85
1950	WMM	Argentina vs. USA	64-50
1948	WOLYM	Argentina vs. USA	57-59

### ARGENTINA - VENEZUELA: 27-10

2015	COPSM	Argentina vs. Venezuela	71-76
2015	COPSM	Argentina vs. Venezuela	77-68
2014	SAMSM	Argentina vs. Venezuela	65-74
2013	COPSM	Argentina vs. Venezuela	77-71
2012	SAMSM	Argentina vs. Venezuela	79-56
2012	SAMSM	Argentina vs. Venezuela	90-87
2011	COPSM	Argentina vs. Venezuela	111-93
2010	SAMSM	Argentina vs. Venezuela	72-75
2009	COPSM	Argentina vs. Venezuela	69-85
2008	SAMSM	Argentina vs. Venezuela	79-77
2007	COPSM	Argentina vs. Venezuela	98-63
2006	WMM	Argentina vs. Venezuela	96-s54
2006	SAMSM	Argentina vs. Venezuela	95-78
2005	COPSM	Argentina vs. Venezuela	104-93
2005	COPSM	Argentina vs. Venezuela	78-60
2004	SAMSM	Argentina vs. Venezuela	113-100
2003	COQTM	Argentina vs. Venezuela	92-97
2003	SAMSM	Argentina vs. Venezuela	94-73
2002	WMM	Argentina vs. Venezuela	107-72
2001	COASM	Argentina vs. Venezuela	93-73
2001	SAMSM	Argentina vs. Venezuela	69-55
1999	COQTM	Argentina vs. Venezuela	95-71
1999	SAMSM	Argentina vs. Venezuela	98-72
1997	COASM	Argentina vs. Venezuela	85-87
1997	SAMSM	Argentina vs. Venezuela	69-70
1997	SAMSM	Argentina vs. Venezuela	78-87
1995	SAMSM	Argentina vs. Venezuela	80-91
1993	COPSM	Argentina vs. Venezuela	93-82
1991	SAMSM	Argentina vs. Venezuela	91-83
1989	COPSM	Argentina vs. Venezuela	106-130
1989	SAMSM	Argentina vs. Venezuela	114-106
1988	NAOQTM	Argentina vs. Venezuela	110-77
1985	SAMSM	Argentina vs. Venezuela	97-83
1983	SAMSM	Argentina vs. Venezuela	84-67
1979	SAMSM	Argentina vs. Venezuela	91-62
1977	SAMSM	Argentina vs. Venezuela	75-60
1961	SAMSM	Argentina vs. Venezuela	63-57

## AUSTRALIA

### AUSTRALIA - ARGENTINA: 3-3

2010	WMM	Australia vs. Argentina	72-74
2008	WOLYM	Australia vs. Argentina	68-85
1998	WMM	Australia vs. Argentina	62-66
1990	WMM	Australia vs. Argentina	98-84
1990	WMM	Australia vs. Argentina	95-91
1974	WMM	Australia vs. Argentina	102-100

### AUSTRALIA - BRAZIL: 11-9

2012	WOLYM	Australia vs. Brazil	71-75
2006	WMM	Australia vs. Brazil	83-77
1998	WMM	Australia vs. Brazil	79-75
1998	WMM	Australia vs. Brazil	75-63
1996	WOLYM	Australia vs. Brazil	109-101
1992	WOLYM	Australia vs. Brazil	80-90
1990	WMM	Australia vs. Brazil	93-100
1990	WMM	Australia vs. Brazil	69-68
1984	WOLYM	Australia vs. Brazil	76-72
1982	WMM	Australia vs. Brazil	75-73
1978	WMM	Australia vs. Brazil	78-108
1972	WOLYM	Australia vs. Brazil	75-69
1964	WOLYM	Australia vs. Brazil	57-69
1956	WOLYM	Australia vs. Brazil	66-89

### AUSTRALIA - CHINA: 4-0

2012	WOLYM	Australia vs. China	81-61
1994	WMM	Australia vs. China	95-57
1992	WOLYM	Australia vs. China	88-66
1990	WMM	Australia vs. China	106-85

### AUSTRALIA - CROATIA: 1-3

2008	WOLYM	Australia vs. Croatia	82-97
1996	WOLYM	Australia vs. Croatia	73-71

1994	WMM	Australia vs. Croatia	69-83
1992	WOLYM	Australia vs. Croatia	65-98

### AUSTRALIA - SPAIN: 2-5

2012	WOLYM	Australia vs. Spain	70-82
2000	WOLYM	Australia vs. Spain	91-80
1998	WMM	Australia vs. Spain	76-77
1988	WOLYM	Australia vs. Spain	77-74
1984	WOLYM	Australia vs. Spain	93-101
1982	WMM	Australia vs. Spain	87-99
1972	WOLYM	Australia vs. Spain	74-79

### AUSTRALIA - FRANCE: 0-1

2000	WOLYM	Australia vs. France	52-76
------	-------	----------------------	-------

### AUSTRALIA - LITHUANIA: 3-5

2014	WMM	Australia vs. Lithuania	82-75
2008	WOLYM	Australia vs. Lithuania	106-75
2006	WMM	Australia vs. Lithuania	57-78
2004	WOLYM	Australia vs. Lithuania	85-100
2000	WOLYM	Australia vs. Lithuania	71-89
1998	WMM	Australia vs. Lithuania	71-61
1996	WOLYM	Australia vs. Lithuania	74-80
1992	WOLYM	Australia vs. Lithuania	87-98

### AUSTRALIA - NIGERIA: 1-0

1998	WMM	Australia vs. Nigeria	70-64
------	-----	-----------------------	-------

### AUSTRALIA - SERBIA: 0-1

2010	WMM	Australia vs. Serbia	79-94
------	-----	----------------------	-------

### AUSTRALIA - USA: 0-14

2012	WOLYM	Australia vs. USA	86-119
2008	WOLYM	Australia vs. USA	85-116
2006	WMM	Australia vs. USA	73-113
2004	WOLYM	Australia vs. USA	79-89
1998	WMM	Australia vs. USA	78-96
1996	WOLYM	Australia vs. USA	73-101
1994	WMM	Australia vs. USA	74-130
1990	WMM	Australia vs. USA	78-79
1988	WOLYM	Australia vs. USA	49-78
1982	WMM	Australia vs. USA	86-110
1978	WMM	Australia vs. USA	75-77
1972	WOLYM	Australia vs. USA	55-81
1970	WMM	Australia vs. USA	62-99
1964	WOLYM	Australia vs. USA	45-78

### AUSTRALIA - VENEZUELA: 1-0

1992	WOLYM	Australia vs. Venezuela	78-71
------	-------	-------------------------	-------

## BRAZIL

### BRAZIL - ARGENTINA: 38-38

2016	SAMSM	Brazil vs. Argentina	88-82
2014	WMM	Brazil vs. Argentina	85-85
2			

1997	COASM	Brazil vs. Argentina	65-68
1997	SAMSM	Brazil vs. Argentina	87-91
1995	SAMSM	Brazil vs. Argentina	69-63
1995	SAMSM	Brazil vs. Argentina	61-65
1993	COPSM	Brazil vs. Argentina	91-98
1991	SAMSM	Brazil vs. Argentina	102-89
1989	COPSM	Brazil vs. Argentina	90-82
1989	SAMSM	Brazil vs. Argentina	100-84
1989	SAMSM	Brazil vs. Argentina	82-74
1988	NAOQTM	Brazil vs. Argentina	113-93
1985	SAMSM	Brazil vs. Argentina	105-101
1984	NAOQTM	Brazil vs. Argentina	107-95
1983	SAMSM	Brazil vs. Argentina	88-80
1981	SAMSM	Brazil vs. Argentina	72-70
1980	NAOQTM	Brazil vs. Argentina	98-118
1979	SAMSM	Brazil vs. Argentina	85-90
1977	SAMSM	Brazil vs. Argentina	71-60
1976	SAMSM	Brazil vs. Argentina	80-82
1973	SAMSM	Brazil vs. Argentina	81-74
1971	SAMSM	Brazil vs. Argentina	75-74
1969	SAMSM	Brazil vs. Argentina	74-60
1968	SAMSM	Brazil vs. Argentina	45-40
1967	WMM	Brazil vs. Argentina	74-66
1966	SAMSM	Brazil vs. Argentina	52-54
1963	SAMSM	Brazil vs. Argentina	82-58
1961	SAMSM	Brazil vs. Argentina	84-63
1960	SAMSM	Brazil vs. Argentina	58-57
1958	SAMSM	Brazil vs. Argentina	84-67
1955	SAMSM	Brazil vs. Argentina	63-45
1952	WOLYM	Brazil vs. Argentina	56-72
1950	WMM	Brazil vs. Argentina	35-40
1949	SAMSM	Brazil vs. Argentina	40-48
1947	SAMSM	Brazil vs. Argentina	37-38
1945	SAMSM	Brazil vs. Argentina	53-51
1942	SAMSM	Brazil vs. Argentina	29-44
1941	SAMSM	Brazil vs. Argentina	26-51
1940	SAMSM	Brazil vs. Argentina	33-46
1939	SAMSM	Brazil vs. Argentina	31-30
1938	SAMSM	Brazil vs. Argentina	38-60
1937	SAMSM	Brazil vs. Argentina	30-21
1937	SAMSM	Brazil vs. Argentina	31-22
1935	SAMSM	Brazil vs. Argentina	30-20
1935	SAMSM	Brazil vs. Argentina	23-28
1934	SAMSM	Brazil vs. Argentina	25-29
1934	SAMSM	Brazil vs. Argentina	25-26
1930	SAMSM	Brazil vs. Argentina	11-18
1930	SAMSM	Brazil vs. Argentina	17-31

**BRAZIL - AUSTRALIA: 9-11**

2012	WOLYM	Brazil vs. Australia	75-71
2006	WMM	Brazil vs. Australia	77-83
1998	WMM	Brazil vs. Australia	75-79
1998	WMM	Brazil vs. Australia	63-75
1996	WOLYM	Brazil vs. Australia	101-109
1992	WOLYM	Brazil vs. Australia	90-80
1990	WMM	Brazil vs. Australia	100-93
1990	WMM	Brazil vs. Australia	68-69
1984	WOLYM	Brazil vs. Australia	72-76
1982	WMM	Brazil vs. Australia	73-75
1978	WMM	Brazil vs. Australia	108-78
1972	WOLYM	Brazil vs. Australia	69-75
1964	WOLYM	Brazil vs. Australia	69-57
1964	WOLYM	Brazil vs. Australia	89-66

**BRAZIL - CHINA: 7-1**

2012	WOLYM	Brazil vs. China	98-59
1994	WMM	Brazil vs. China	93-97
1990	WMM	Brazil vs. China	138-95
1988	WOLYM	Brazil vs. China	130-108
1984	WOLYM	Brazil vs. China	86-76
1982	WMM	Brazil vs. China	93-79
1978	WMM	Brazil vs. China	154-97
1936	WOLYM	Brazil vs. China	32-14

**BRAZIL - CROATIA: 2-1**

2010	WMM	Brazil vs. Croatia	92-74
1996	WOLYM	Brazil vs. Croatia	80-74
1992	WOLYM	Brazil vs. Croatia	76-93

**BRAZIL - SPAIN: 3-10**

2014	WMM	Brazil vs. Spain	63-82
2012	WOLYM	Brazil vs. Spain	88-82
2002	WMM	Brazil vs. Spain	89-10

2002	WMM	Brazil vs. Spain	67-84
1998	WMM	Brazil vs. Spain	63-73
1994	WMM	Brazil vs. Spain	85-90
1994	WMM	Brazil vs. Spain	67-73
1992	WOLYM	Brazil vs. Spain	100-101
1988	WOLYM	Brazil vs. Spain	110-118
1986	WMM	Brazil vs. Spain	86-72
1980	WOLYM	Brazil vs. Spain	81-110
1974	WMM	Brazil vs. Spain	91-93
1972	WOLYM	Brazil vs. Spain	72-69

**BRAZIL - FRANCE: 6-2**

2014	WMM	Brazil vs. France	65-63
1986	WMM	Brazil vs. France	85-93
1984	WOLYM	Brazil vs. France	100-86
1963	WMM	Brazil vs. France	77-63
1954	WMM	Brazil vs. France	49-36
1952	WOLYM	Brazil vs. France	59-44
1950	WMM	Brazil vs. France	59-27
1948	WOLYM	Brazil vs. France	33-43

**BRAZIL - LITHUANIA: 0-3**

2006	WMM	Brazil vs. Lithuania	74-79
1998	WMM	Brazil vs. Lithuania	62-66
1992	WOLYM	Brazil vs. Lithuania	96-114

**BRAZIL - SERBIA: 1-1**

2014	WMM	Brazil vs. Serbia	56-84
2014	WMM	Brazil vs. Serbia	81-73

**BRAZIL - USA: 8-22**

2010	WMM	Brazil vs. USA	68-70
2007	COPSM	Brazil vs. USA	76-113
2005	COPSM	Brazil vs. USA	93-75
2005	COPSM	Brazil vs. USA	94-96
2003	COQTM	Brazil vs. USA	76-110
2001	COASM	Brazil vs. USA	116-78
1999	COQTM	Brazil vs. USA	73-90
1998	WMM	Brazil vs. USA	59-83
1997	COASM	Brazil vs. USA	89-93
1996	WOLYM	Brazil vs. USA	75-98
1994	WMM	Brazil vs. USA	82-105
1993	COPSM	Brazil vs. USA	101-91
1992	WOLYM	Brazil vs. USA	83-127
1989	COPSM	Brazil vs. USA	96-99
1988	WOLYM	Brazil vs. USA	87-102
1986	WMM	Brazil vs. USA	80-96
1978	WMM	Brazil vs. USA	92-90
1974	WMM	Brazil vs. USA	83-103
1972	WOLYM	Brazil vs. USA	54-61
1970	WMM	Brazil vs. USA	69-65
1968	WOLYM	Brazil vs. USA	63-75
1967	WMM	Brazil vs. USA	80-71
1964	WOLYM	Brazil vs. USA	53-86
1963	WMM	Brazil vs. USA	85-81
1960	WOLYM	Brazil vs. USA	63-90
1959	WMM	Brazil vs. USA	81-67
1956	WOLYM	Brazil vs. USA	51-113
1954	WMM	Brazil vs. USA	41-62
1952	WOLYM	Brazil vs. USA	53-57
1950	WMM	Brazil vs. USA	42-45

**BRAZIL - VENEZUELA: 25-12**

2016	SAMSM	Brazil vs. Venezuela	58-64
2016	SAMSM	Brazil vs. Venezuela	60-70
2014	SAMSM	Brazil vs. Venezuela	65-66
2012	SAMSM	Brazil vs. Venezuela	70-86
2011	COPSM	Brazil vs. Venezuela	92-83
2010	SAMSM	Brazil vs. Venezuela	79-67
2009	COPSM	Brazil vs. Venezuela	87-67
2008	SAMSM	Brazil vs. Venezuela	72-87
2008	SAMSM	Brazil vs. Venezuela	94-84
2007	COPSM	Brazil vs. Venezuela	101-75
2006	SAMSM	Brazil vs. Venezuela	82-83
2005	COPSM	Brazil vs. Venezuela	111-88
2004	SAMSM	Brazil vs. Venezuela	98-94
2003	COQTM	Brazil vs. Venezuela	96-89
2003	SAMSM	Brazil vs. Venezuela	95-94
2001	COASM	Brazil vs. Venezuela	92-89
2001	SAMSM	Brazil vs. Venezuela	75-69
1999	COQTM	Brazil vs. Venezuela	68-91
1999	SAMSM	Brazil vs. Venezuela	91-86
1997	COASM	Brazil vs. Venezuela	88-79

1997	SAMSM	Brazil vs. Venezuela	81-87
1995	SAMSM	Brazil vs. Venezuela	92-61
1995	SAMSM	Brazil vs. Venezuela	85-63
1993	COPSM	Brazil vs. Venezuela	83-98
1992	NAOQTM	Brazil vs. Venezuela	91-100
1992	NAOQTM	Brazil vs. Venezuela	128-81
1991	SAMSM	Brazil vs. Venezuela	89-96
1991	SAMSM	Brazil vs. Venezuela	121-122
1989	COPSM	Brazil vs. Venezuela	158-124
1989	COPSM	Brazil vs. Venezuela	131-99
1989	SAMSM	Brazil vs. Venezuela	92-85
1988	NAOQTM	Brazil vs. Venezuela	91-83
1985	SAMSM	Brazil vs. Venezuela	104-82
1983	SAMSM	Brazil vs. Venezuela	88-62
1979	SAMSM	Brazil vs. Venezuela	104-80
1977	SAMSM	Brazil vs. Venezuela	90-61
1961	SAMSM	Brazil vs. Venezuela	72-45

**CHINA**

**CHINA - ARGENTINA: 1-3**

2004	WOLYM	China vs. Argentina	57-82
2002	WMM	China vs. Argentina	71-95
1996	WOLYM	China vs. Argentina	87-77
1986	WMM	China vs. Argentina	80-97

**CHINA - AUSTRALIA: 0-4**

2012	WOLYM	China vs. Australia	61-81
1994	WMM	China vs. Australia	57-95
1992	WOLYM	China vs. Australia	66-88
1990	WMM	China vs. Australia	85-106

**CHINA - BRAZIL: 1-7**

2012	WOLYM	China vs. Brazil	59-98
1994	WMM	China vs. Brazil	97-93
1990	WMM	China vs. Brazil	95-138
1988	WOLYM	China vs. Brazil	108-130
1984	WOLYM	China vs. Brazil	76-86
1982	WMM	China vs. Brazil	79-93
1978	WMM	China vs. Brazil	97-154
1936	WMM	China vs. Brazil	14-32

**CHINA - CROATIA: 0-3**

1996	WOLYM	China vs. Croatia	85-99
1996	WOLYM	China vs. Croatia	78-109
1994	WMM	China vs. Croatia	73-105

**CHINA - SPAIN: 1-9**

2012	WOLYM	China vs. Spain	81-97
2008	WOLYM	China vs. Spain	75-85
2004	WOLYM	China vs. Spain	76-92
2004	WOLYM	China vs. Spain	58-83
2000	WOLYM	China vs. Spain	64-84
1994	WMM	China vs. Spain	78-76
1990	WMM	China vs. Spain	86-130
1988	WOLYM	China vs. Spain	74-106
1984	WOLYM	China vs. Spain	83-102
1982	WMM	China vs. Spain	78-108

**CHINA - FRANCE: 2-1**

2000	WOLYM	China vs. France	70-82
1984	WOLYM	China vs. France	85-83
1936	WOLYM	China vs. France	45-38

**CHINA - LITHUANIA: 0-6**

2010	WMM	China vs. Lithuania	67-78
2008	WOLYM	China vs. Lithuania	68-94
2004	WOLYM	China vs. Lithuania	75-95
2000	WOLYM	China vs. Lithuania	66-82
1996	WOLYM	China vs. Lithuania	55-116
1992	WOLYM	China vs. Lithuania	75-112

**CHINA - SERBIA: 1-0**

2004	WOLYM	China vs. Serbia	67-66
------	-------	------------------	-------

**CHINA - USA: 0-10**

2008	WOLYM	China vs. USA	70-101
2006	WMM	China vs. USA	90-121
2002	WMM	China vs. USA	65-84
2000	WOLYM	China vs. USA	72-119
1996	WOLYM	China vs. USA	70-133
1994	WMM	China vs. USA	77-132
1988	WOLYM	China vs. USA	57-108
1986	WMM	China vs. USA	81-107
1984	WOLYM	China vs. USA	49-97
1982	WMM	China vs. USA	73-96

**CHINA - VENEZUELA: 0-3**

1992	WOLYM	China vs. Venezuela	97-100
1992	WOLYM	China vs. Venezuela	88-96
1990	WMM	China vs. Venezuela	96-100

**CROATIA**

**CROATIA - ARGENTINA: 2-1**

2014	WMM	Croatia vs. Argentina	90-85
2008	WOLYM	Croatia vs. Argentina	53-77
1996	WOLYM	Croatia vs. Argentina	90-75

**CROATIA - AUSTRALIA: 3-1**

2008	WOLYM	Croatia vs. Australia	97-82
1996	WOLYM	Croatia vs. Australia	71-73
1994	WMM	Croatia vs. Australia	83-69
1992	WOLYM	Croatia vs. Australia	98-65

**CROATIA - BRAZIL: 1-2**

2010	WMM	Croatia vs. Brazil	74-92
1996	WOLYM	Croatia vs. Brazil	74-80
1992	WOLYM	Croatia vs. Brazil	93-76

**CROATIA - CHINA: 3-0**

1996	WOLYM	Croatia vs. China	99-85
1996	WOLYM	Croatia vs. China	109-78
1994	WMM	Croatia vs. China	105-73

**CROATIA - SPAIN: 3-5**

2013	EMSM	Croatia vs. Spain	66-92
2013	EMSM	Croatia vs. Spain	40-68
2008	WOLYM	Croatia vs. Spain	59-72
2007	EMSM	Croatia vs. Spain	85-84
2005	EMSM	Croatia vs. Spain	85-101
1997	EMSM	Croatia vs. Spain	71-78
1995	EMSM	Croatia vs. Spain	80-70
1992	WOLYM	Croatia vs. Spain	88-79

**CROATIA - FRANCE: 3-5**

2014	WMM	Croatia vs. France	64-69
2009	EMSM	Croatia vs. France	62-69
2009	EMSM	Croatia vs. France	79-87
2007	EMSM	Croatia vs. France	86-69
2001	EMSM	Croatia vs. France	79-90
1997	EMSM	Croatia vs. France	79-84
1995	EMSM	Croatia vs. France	81-72
1993	EMSM	Croatia vs. France	100-95

**CROATIA - LITHUANIA: 0-7**

2013	EMSM	Croatia vs. Lithuania	62-77
2008	WOLYM	Croatia vs. Lithuania	73-86
2007	EMSM	Croatia vs. Lithuania	72-74
2005	EMSM	Croatia vs. Lithuania	67-85
1999	EMSM	Croatia vs. Lithuania	75-91
1996	WOLYM	Croatia vs. Lithuania	81-83
1995	EMSM	Croatia vs. Lithuania	80-90

**CROATIA - SERBIA: 0-1**

2010	WMM	Croatia vs. Serbia	72-73
------	-----	--------------------	-------

**CROATIA - USA: 0-4**

2010	WMM	Croatia vs. USA	78-106
------	-----	-----------------	--------

## SPAIN - BRAZIL: 10-3

2014 WMM	Spain vs. Brazil	82-63
2012 WOLYM	Spain vs. Brazil	82-88
2002 WMM	Spain vs. Brazil	105-89
2002 WMM	Spain vs. Brazil	84-67
1998 WMM	Spain vs. Brazil	73-63
1994 WMM	Spain vs. Brazil	90-85
1994 WMM	Spain vs. Brazil	73-67
1992 WOLYM	Spain vs. Brazil	101-100
1988 WOLYM	Spain vs. Brazil	118-110
1986 WMM	Spain vs. Brazil	72-86
1980 WOLYM	Spain vs. Brazil	110-81
1974 WMM	Spain vs. Brazil	93-91
1972 WOLYM	Spain vs. Brazil	69-72

## SPAIN - CHINA: 9-1

2012 WOLYM	Spain vs. China	97-81
2008 WOLYM	Spain vs. China	85-75
2004 WOLYM	Spain vs. China	92-76
2004 WOLYM	Spain vs. China	83-58
2000 WOLYM	Spain vs. China	84-64
1994 WMM	Spain vs. China	76-78
1990 WMM	Spain vs. China	130-86
1988 WOLYM	Spain vs. China	106-74
1984 WOLYM	Spain vs. China	102-83
1982 WMM	Spain vs. China	108-78

## SPAIN - CROATIA: 5-3

2013 EMSM	Spain vs. Croatia	92-66
2013 EMSM	Spain vs. Croatia	68-40
2008 WOLYM	Spain vs. Croatia	72-59
2007 EMSM	Spain vs. Croatia	84-85
2005 EMSM	Spain vs. Croatia	101-85
1997 EMSM	Spain vs. Croatia	78-71
1995 EMSM	Spain vs. Croatia	70-80
1992 WOLYM	Spain vs. Croatia	79-88

## SPAIN - FRANCE: 21-7

2015 EMSM	Spain vs. France	80-75
2014 WMM	Spain vs. France	52-65
2014 WMM	Spain vs. France	88-64
2013 EMSM	Spain vs. France	72-75
2012 WOLYM	Spain vs. France	66-59
2011 EMSM	Spain vs. France	98-85
2011 EMSM	Spain vs. France	96-69
2010 WMM	Spain vs. France	66-72
2009 EMSM	Spain vs. France	86-66
2005 EMSM	Spain vs. France	68-68
1999 EMSM	Spain vs. France	70-93
1999 EMSM	Spain vs. France	57-74
1995 EMSM	Spain vs. France	75-74
1995 EMSM	Spain vs. France	75-86
1993 EMSM	Spain vs. France	95-83
1991 EMSM	Spain vs. France	101-83
1989 EMSM	Spain vs. France	95-87
1987 EMSM	Spain vs. France	111-70
1986 WMM	Spain vs. France	84-80
1985 EMSM	Spain vs. France	109-83
1984 WOLYM	Spain vs. France	97-82
1983 EMSM	Spain vs. France	75-73
1981 EMSM	Spain vs. France	102-93
1973 EMSM	Spain vs. France	85-80
1971 EMSM	Spain vs. France	79-66
1965 EMSM	Spain vs. France	90-77
1963 EMSM	Spain vs. France	86-70
1960 WOLYM	Spain vs. France	48-78

## SPAIN - LITHUANIA: 8-2

2015 EMSM	Spain vs. Lithuania	80-63
2011 EMSM	Spain vs. Lithuania	91-79
2010 WMM	Spain vs. Lithuania	73-76
2009 EMSM	Spain vs. Lithuania	84-70
2008 WOLYM	Spain vs. Lithuania	91-86
2006 WMM	Spain vs. Lithuania	89-67
2003 EMSM	Spain vs. Lithuania	84-93
1999 EMSM	Spain vs. Lithuania	74-72
1998 WMM	Spain vs. Lithuania	86-80
1997 EMSM	Spain vs. Lithuania	94-93

## SPAIN - NIGERIA: 1-0

1998 WMM	Spain vs. Nigeria	80-68
----------	-------------------	-------

## SPAIN - SERBIA: 8-3

2015 EMSM	Spain vs. Serbia	70-80
2014 WMM	Spain vs. Serbia	89-73
2013 EMSM	Spain vs. Serbia	90-60
2011 EMSM	Spain vs. Serbia	84-59
2010 WMM	Spain vs. Serbia	89-92
2009 EMSM	Spain vs. Serbia	85-63
2009 EMSM	Spain vs. Serbia	57-66
2006 WMM	Spain vs. Serbia	87-75
2005 EMSM	Spain vs. Serbia	89-70
2004 WOLYM	Spain vs. Serbia	76-68
2003 EMSM	Spain vs. Serbia	75-67

## SPAIN - USA: 2-15

2012 WOLYM	Spain vs. USA	100-107
2008 WOLYM	Spain vs. USA	107-118
2008 WOLYM	Spain vs. USA	82-119
2004 WOLYM	Spain vs. USA	94-102
2002 WMM	Spain vs. USA	81-75
1998 WMM	Spain vs. USA	73-75
1994 WMM	Spain vs. USA	100-115
1992 WOLYM	Spain vs. USA	81-122
1990 WMM	Spain vs. USA	85-95
1988 WOLYM	Spain vs. USA	53-97
1984 WOLYM	Spain vs. USA	65-96
1984 WOLYM	Spain vs. USA	68-101
1982 WMM	Spain vs. USA	109-99
1974 WMM	Spain vs. USA	71-114
1972 WOLYM	Spain vs. USA	56-72
1968 WOLYM	Spain vs. USA	46-81
1936 WOLYM	Spain vs. USA	0-2

## SPAIN - VENEZUELA: 2-0

1992 WOLYM	Spain vs. Venezuela	95-81
1990 WMM	Spain vs. Venezuela	122-102

## FRANCE

### FRANCE - ARGENTINA: 2-4

2012 WOLYM	France vs. Argentina	71-64
2006 WMM	France vs. Argentina	70-80
1952 WOLYM	France vs. Argentina	52-61
1950 WMM	France vs. Argentina	41-66
1950 WMM	France vs. Argentina	40-56
2000 WOLYM	France vs. Australia	76-52

### FRANCE - BRAZIL: 2-6

2014 WMM	France vs. Brazil	63-65
1986 WMM	France vs. Brazil	93-85
1984 WOLYM	France vs. Brazil	86-100
1963 WMM	France vs. Brazil	63-77
1954 WMM	France vs. Brazil	36-49
1952 WOLYM	France vs. Brazil	44-59
1950 WMM	France vs. Brazil	27-59
1948 WOLYM	France vs. Brazil	43-33

### FRANCE - CHINA: 1-2

2000 WOLYM	France vs. China	82-70
1984 WOLYM	France vs. China	83-85
1936 WOLYM	France vs. China	38-45

### FRANCE - CROATIA: 5-3

2014 WMM	France vs. Croatia	69-64
2009 EMSM	France vs. Croatia	69-62
2009 EMSM	France vs. Croatia	87-79
2007 EMSM	France vs. Croatia	69-86
2001 EMSM	France vs. Croatia	90-79
1997 EMSM	France vs. Croatia	84-79
1995 EMSM	France vs. Croatia	72-81
1993 EMSM	France vs. Croatia	95-100

### FRANCE - SPAIN: 7-21

2015 EMSM	France vs. Spain	75-80
2014 WMM	France vs. Spain	65-52
2014 WMM	France vs. Spain	64-88
2013 EMSM	France vs. Spain	75-72
2012 WOLYM	France vs. Spain	59-66
2011 EMSM	France vs. Spain	85-98
2011 EMSM	France vs. Spain	69-96
2010 WMM	France vs. Spain	72-66
2009 EMSM	France vs. Spain	66-86
2005 EMSM	France vs. Spain	98-68
1999 EMSM	France vs. Spain	63-70
1999 EMSM	France vs. Spain	74-57
1995 EMSM	France vs. Spain	74-75

1995 EMSM	France vs. Spain	86-75
1993 EMSM	France vs. Spain	83-95
1991 EMSM	France vs. Spain	83-101
1989 EMSM	France vs. Spain	87-95
1987 EMSM	France vs. Spain	70-111
1986 WMM	France vs. Spain	80-84
1985 EMSM	France vs. Spain	83-109
1984 WOLYM	France vs. Spain	82-97
1983 EMSM	France vs. Spain	73-75
1981 EMSM	France vs. Spain	93-102
1973 EMSM	France vs. Spain	80-85
1971 EMSM	France vs. Spain	66-79
1965 EMSM	France vs. Spain	77-90
1963 EMSM	France vs. Spain	70-86
1960 WOLYM	France vs. Spain	78-48

### FRANCE - LITHUANIA: 6-7

2014 WMM	France vs. Lithuania	95-93
2013 EMSM	France vs. Lithuania	80-66
2013 EMSM	France vs. Lithuania	62-76
2012 WOLYM	France vs. Lithuania	82-74
2011 EMSM	France vs. Lithuania	73-67
2010 WMM	France vs. Lithuania	55-69
2007 EMSM	France vs. Lithuania	73-88
2005 EMSM	France vs. Lithuania	63-47
2003 EMSM	France vs. Lithuania	70-74
2001 EMSM	France vs. Lithuania	76-65
2000 WOLYM	France vs. Lithuania	63-81
1997 EMSM	France vs. Lithuania	88-94
1939 EMSM	France vs. Lithuania	18-48

### FRANCE - NIGERIA: 2-0

2012 WOLYM	France vs. Nigeria	79-73
2006 WMM	France vs. Nigeria	64-53

### FRANCE - SERBIA: 5-2

2015 EMSM	France vs. Serbia	81-68
2014 WMM	France vs. Serbia	85-90
2014 WMM	France vs. Serbia	74-73
2013 EMSM	France vs. Serbia	65-77
2011 EMSM	France vs. Serbia	97-96
2006 WMM	France vs. Serbia	65-61
2005 EMSM	France vs. Serbia	74-71

### FRANCE - USA: 0-8

2012 WOLYM	France vs. USA	71-98
2000 WOLYM	France vs. USA	75-85
2000 WOLYM	France vs. USA	94-106
1984 WOLYM	France vs. USA	62-120
1963 WMM	France vs. USA	61-81
1954 WMM	France vs. USA	49-70
1950 WMM	France vs. USA	33-48
1948 WOLYM	France vs. USA	21-65

### FRANCE - VENEZUELA: 1-0

2006 WMM	France vs. Venezuela	81-61
----------	----------------------	-------

## LITHUANIA

### LITHUANIA - ARGENTINA: 4-3

2012 WOLYM	Lithuania vs. Argentina	79-102
2010 WMM	Lithuania vs. Argentina	104-85
2008 WOLYM	Lithuania vs. Argentina	75-87
2008 WOLYM	Lithuania vs. Argentina	79-75
1998 WMM	Lithuania vs. Argentina	77-76
1998 WMM	Lithuania vs. Argentina	84-75
1996 WOLYM	Lithuania vs. Argentina	61-65

### LITHUANIA - AUSTRALIA: 5-3

2014 WMM	Lithuania vs. Australia	75-82
2008 WOLYM	Lithuania vs. Australia	75-106
2006 WMM	Lithuania vs. Australia	78-57
2004 WOLYM	Lithuania vs. Australia	100-85
2000 WOLYM	Lithuania vs. Australia	89-71
1998 WMM	Lithuania vs. Australia	61-71
1996 WOLYM	Lithuania vs. Australia	80-74
1992 WOLYM	Lithuania vs. Australia	98-87

### LITHUANIA - BRAZIL: 3-0

2006 WMM	Lithuania vs. Brazil	79-74
1998 WMM	Lithuania vs. Brazil	66-62
1992 WOLYM	Lithuania vs. Brazil	114-96

### LITHUANIA - CHINA: 6-0

2010 WMM	Lithuania vs. China	78-67
2008 WOLYM	Lithuania vs. China	94-68
2004 WOLYM	Lithuania vs. China	95-75

2000 WOLYM	Lithuania vs. China	82-66
1996 WOLYM	Lithuania vs. China	116-55
1992 WOLYM	Lithuania vs. China	112-75

### LITHUANIA - CROATIA: 7-0

2013 EMSM	Lithuania vs. Croatia	77-62
2008 WOLYM	Lithuania vs. Croatia	86-73
2007 EMSM	Lithuania vs. Croatia	74-72
2005 EMSM	Lithuania vs. Croatia	85-67
1999 EMSM	Lithuania vs. Croatia	91-75
1996 WOLYM	Lithuania vs. Croatia	83-81
1995 EMSM	Lithuania vs. Croatia	90-80

### LITHUANIA - SPAIN: 2-8

2015 EMSM	Lithuania vs. Spain	63-80
2011 EMSM	Lithuania vs. Spain	79-91
2010 WMM	Lithuania vs. Spain	76-73
2009 EMSM	Lithuania vs. Spain	70-84
2008 WOLYM	Lithuania vs. Spain	86-91
2006 WMM	Lithuania vs. Spain	67-89
2003 EMSM	Lithuania vs. Spain	93-84
1999 EMSM	Lithuania vs. Spain	72-74
1998 WMM	Lithuania vs. Spain	80-86
1997 EMSM	Lithuania vs. Spain	93-94

### LITHUANIA - FRANCE: 7-6

2014 WMM	Lithuania vs. France	93-95
2013 EMSM	Lithuania vs. France	66-80
2013 EMSM	Lithuania vs. France	76-62
2012 WOLYM	Lithuania vs. France	74-82
2011 EMSM	Lithuania vs. France	67-73
2010 WMM	Lithuania vs. France	69-55
2007 EMSM	Lithuania vs. France	88-73
2005 EMSM	Lithuania vs. France	47-63
2003 EMSM	Lithuania vs. France	74-70
2001 EMSM	Lithuania vs. France	65-76
2000 WOLYM	Lithuania vs. France	81-63
1997 EMSM	Lithuania vs. France	94-88
1939 EMSM	Lithuania vs. France	48-18

### LITHUANIA - NIGERIA: 1-1

2012 WOLYM	Lithuania vs. Nigeria	72-53
2012 WOLYM	Lithuania vs. Nigeria	80-86

### LITHUANIA - SERBIA: 4-2

2015 EMSM	Lithuania vs. Serbia	67-64
2013 EMSM	Lithuania vs. Serbia	56-63
2011 EMSM	Lithuania vs. Serbia	100-90
2010 WMM	Lithuania vs. Serbia	99-88
2009 EMSM	Lithuania vs. Serbia	79-89
2003 EMSM	Lithuania vs. Serbia	98-82

### LITHUANIA - USA: 2-8

2014 WMM	Lithuania vs. USA	68-96
2012 WOLYM	Lithuania vs. USA	94-99
2010 WMM	Lithuania vs. USA	74-89
2004 WOLYM	Lithuania vs. USA	96-104
2004 WOLYM	Lithuania vs. USA	94-90
2000 WOLYM	Lithuania vs. USA	83-85
2000 WOLYM	Lithuania vs. USA	76-85
1998 WMM	Lithuania vs. USA	84-82
1996 WOLYM	Lithuania vs. USA	82-104
1992 WOLYM	Lithuania vs. USA	76-127

### LITHUANIA - VENEZUELA: 2-0

2012 WOLYM	Lithuania vs. Venezuela	100-82
1992 WOLYM	Lithuania vs. Venezuela	87-79

## NIGERIA

### NIGERIA - ARGENTINA: 0-4

2012 WOLYM	Nigeria vs. Argentina</
------------	-------------------------



**NIGERIA - USA: 0-1**

2012 WOLYM Nigeria vs. USA 73-156

**NIGERIA - VENEZUELA: 0-2**

2012 WOLYTM Nigeria vs. Venezuela 69-71  
2006 WMM Nigeria vs. Venezuela 77-84

**SERBIA**

**SERBIA - ARGENTINA: 1-2**

2010 WMM Serbia vs. Argentina 84-82  
2006 WMM Serbia vs. Argentina 79-83  
2004 WOLYM Serbia vs. Argentina 82-83

**SERBIA - AUSTRALIA: 1-0**

2010 WMM Serbia vs. Australia 94-79

**SERBIA - BRAZIL: 1-1**

2014 WMM Serbia vs. Brazil 84-56  
2014 WMM Serbia vs. Brazil 73-81

**SERBIA - CHINA: 0-1**

2010 WMM Serbia vs. China 66-67

**SERBIA - CROATIA: 1-0**

2010 WMM Serbia vs. Croatia 73-72

**SERBIA - SPAIN: 3-8**

2015 EMSM Serbia vs. Spain 80-70  
2014 WMM Serbia vs. Spain 73-89  
2013 EMSM Serbia vs. Spain 60-90  
2011 EMSM Serbia vs. Spain 59-84  
2010 WMM Serbia vs. Spain 92-89  
2009 EMSM Serbia vs. Spain 63-85  
2009 EMSM Serbia vs. Spain 66-57  
2006 WMM Serbia vs. Spain 75-87  
2005 EMSM Serbia vs. Spain 70-89  
2004 WOLYM Serbia vs. Spain 68-76  
2003 EMSM Serbia vs. Spain 67-75

**SERBIA - FRANCE: 2-5**

2015 EMSM Serbia vs. France 68-81  
2014 WMM Serbia vs. France 90-85  
2014 WMM Serbia vs. France 73-74  
2013 EMSM Serbia vs. France 77-65  
2011 EMSM Serbia vs. France 96-97  
2006 WMM Serbia vs. France 61-65  
2005 EMSM Serbia vs. France 71-74

**SERBIA - LITHUANIA: 2-4**

2015 EMSM Serbia vs. Lithuania 64-67  
2013 EMSM Serbia vs. Lithuania 63-56  
2011 EMSM Serbia vs. Lithuania 90-100  
2010 WMM Serbia vs. Lithuania 88-99  
2009 EMSM Serbia vs. Lithuania 89-79  
2003 EMSM Serbia vs. Lithuania 82-98

**SERBIA - NIGERIA: 0-1**

2006 WMM Serbia vs. Nigeria 75-82

**SERBIA - USA: 0-1**

2014 WMM Serbia vs. USA 92-129

**SERBIA - VENEZUELA: 1-0**

2006 WMM Serbia vs. Venezuela 90-65

**USA**

**USA - ARGENTINA: 22-6**

2012 WOLYM USA vs. Argentina 109-83  
2012 WOLYM USA vs. Argentina 126-97  
2008 WOLYM USA vs. Argentina 101-81  
2007 COPSM USA vs. Argentina 118-81  
2007 COPSM USA vs. Argentina 91-76  
2006 WMM USA vs. Argentina 96-81  
2005 COPSM USA vs. Argentina 67-84  
2004 WOLYM USA vs. Argentina 81-89  
2003 COQTM USA vs. Argentina 106-73  
2003 COQTM USA vs. Argentina 94-86  
2002 WMM USA vs. Argentina 80-87  
2001 COASM USA vs. Argentina 69-108  
1999 COQTM USA vs. Argentina 103-72  
1999 COQTM USA vs. Argentina 88-59  
1998 WMM USA vs. Argentina 87-74  
1997 COASM USA vs. Argentina 91-78  
1996 WOLYM USA vs. Argentina 96-68  
1993 COPSM USA vs. Argentina 123-107  
1992 NAOQTM USA vs. Argentina 128-87

1990 WMM USA vs. Argentina 104-100  
1986 WMM USA vs. Argentina 70-74  
1974 WMM USA vs. Argentina 109-86  
1967 WMM USA vs. Argentina 76-66  
1963 WMM USA vs. Argentina 81-51  
1959 WMM USA vs. Argentina 87-73  
1952 WOLYM USA vs. Argentina 85-76  
1950 WMM USA vs. Argentina 50-64  
1948 WOLYM USA vs. Argentina 59-57

**USA - AUSTRALIA: 14-0**

2012 WOLYM USA vs. Australia 119-86  
2008 WOLYM USA vs. Australia 116-85  
2006 WMM USA vs. Australia 113-73  
2004 WOLYM USA vs. Australia 89-79  
1998 WMM USA vs. Australia 96-78  
1996 WOLYM USA vs. Australia 101-73  
1994 WMM USA vs. Australia 130-74  
1990 WMM USA vs. Australia 79-78  
1988 WOLYM USA vs. Australia 78-49  
1982 WMM USA vs. Australia 110-86  
1978 WMM USA vs. Australia 77-75  
1972 WOLYM USA vs. Australia 81-55  
1970 WMM USA vs. Australia 99-62  
1964 WOLYM USA vs. Australia 78-45

**USA - BRAZIL: 22-8**

2010 WMM USA vs. Brazil 70-68  
2007 COPSM USA vs. Brazil 113-76  
2005 COPSM USA vs. Brazil 75-93  
2005 COPSM USA vs. Brazil 96-94  
2003 COQTM USA vs. Brazil 110-76  
2001 COASM USA vs. Brazil 78-116  
1999 COQTM USA vs. Brazil 90-73  
1998 WMM USA vs. Brazil 83-59  
1997 COASM USA vs. Brazil 93-89  
1996 WOLYM USA vs. Brazil 98-75  
1994 WMM USA vs. Brazil 105-82  
1993 COPSM USA vs. Brazil 91-101  
1992 WOLYM USA vs. Brazil 127-83  
1989 COPSM USA vs. Brazil 99-96  
1988 WOLYM USA vs. Brazil 102-87  
1986 WMM USA vs. Brazil 96-80  
1978 WMM USA vs. Brazil 90-92  
1974 WMM USA vs. Brazil 103-83  
1972 WOLYM USA vs. Brazil 61-54  
1970 WMM USA vs. Brazil 65-69  
1968 WOLYM USA vs. Brazil 75-63  
1967 WMM USA vs. Brazil 71-80  
1964 WOLYM USA vs. Brazil 86-53  
1963 WMM USA vs. Brazil 81-85  
1960 WOLYM USA vs. Brazil 90-63  
1959 WMM USA vs. Brazil 67-81  
1956 WOLYM USA vs. Brazil 113-51  
1954 WMM USA vs. Brazil 62-41  
1952 WOLYM USA vs. Brazil 57-53  
1950 WMM USA vs. Brazil 45-42

**USA - CHINA: 10-0**

2008 WOLYM USA vs. China 101-70  
2006 WMM USA vs. China 121-90  
2002 WMM USA vs. China 84-65  
2000 WOLYM USA vs. China 119-72  
1996 WOLYM USA vs. China 133-70  
1994 WMM USA vs. China 132-77  
1988 WOLYM USA vs. China 108-57  
1986 WMM USA vs. China 107-81  
1984 WOLYM USA vs. China 97-49  
1982 WMM USA vs. China 96-73

**USA - CROATIA: 4-0**

2010 WMM USA vs. Croatia 106-78  
1996 WOLYM USA vs. Croatia 102-71  
1992 WOLYM USA vs. Croatia 117-85  
1992 WOLYM USA vs. Croatia 103-70

**USA - SPAIN: 15-2**

2012 WOLYM USA vs. Spain 107-100  
2008 WOLYM USA vs. Spain 118-107  
2008 WOLYM USA vs. Spain 119-82  
2004 WOLYM USA vs. Spain 102-94  
2002 WMM USA vs. Spain 75-81  
1998 WMM USA vs. Spain 75-73

1994 WMM USA vs. Spain 115-100  
1992 WOLYM USA vs. Spain 122-81  
1990 WMM USA vs. Spain 95-85  
1988 WOLYM USA vs. Spain 97-53  
1984 WOLYM USA vs. Spain 96-65  
1984 WOLYM USA vs. Spain 101-68  
1982 WMM USA vs. Spain 99-109  
1974 WMM USA vs. Spain 114-71  
1972 WOLYM USA vs. Spain 72-56  
1968 WOLYM USA vs. Spain 81-46  
1936 WOLYM USA vs. Spain 2-0

**USA - FRANCE: 8-0**

2012 WOLYM USA vs. France 98-71  
2000 WOLYM USA vs. France 85-75  
2000 WOLYM USA vs. France 106-94  
1984 WOLYM USA vs. France 120-62  
1963 WMM USA vs. France 81-61  
1954 WMM USA vs. France 70-49  
1950 WMM USA vs. France 48-33  
1948 WOLYM USA vs. France 65-21

**USA - LITHUANIA: 8-2**

2014 WMM USA vs. Lithuania 96-68  
2012 WOLYM USA vs. Lithuania 99-94  
2010 WMM USA vs. Lithuania 89-74  
2004 WOLYM USA vs. Lithuania 104-96  
2004 WOLYM USA vs. Lithuania 90-94  
2000 WOLYM USA vs. Lithuania 85-83  
2000 WOLYM USA vs. Lithuania 85-76  
1998 WMM USA vs. Lithuania 82-84  
1996 WOLYM USA vs. Lithuania 104-82  
1992 WOLYM USA vs. Lithuania 127-76

**USA - NIGERIA: 1-0**

2012 WOLYM USA vs. Nigeria 156-73

**USA - SERBIA: 1-0**

2014 WMM USA vs. Serbia 129-92

**USA - VENEZUELA: 5-4**

2007 COPSM USA vs. Venezuela 112-69  
2005 COPSM USA vs. Venezuela 83-93  
2005 COPSM USA vs. Venezuela 70-71  
2003 COQTM USA vs. Venezuela 98-69  
2001 COASM USA vs. Venezuela 83-107  
1999 COQTM USA vs. Venezuela 83-61  
1997 COASM USA vs. Venezuela 75-85  
1993 COPSM USA vs. Venezuela 97-85  
1992 NAOQTM USA vs. Venezuela 127-80

**VENEZUELA**

**VENEZUELA - ARGENTINA: 10-27**

2015 COPSM Venezuela vs. Argentina 76-71  
2015 COPSM Venezuela vs. Argentina 68-77  
2014 SAMSM Venezuela vs. Argentina 74-65  
2013 COPSM Venezuela vs. Argentina 71-77  
2012 SAMSM Venezuela vs. Argentina 56-79  
2012 SAMSM Venezuela vs. Argentina 87-90  
2011 COPSM Venezuela vs. Argentina 93-111  
2010 SAMSM Venezuela vs. Argentina 75-72  
2009 COPSM Venezuela vs. Argentina 85-69  
2008 SAMSM Venezuela vs. Argentina 77-79  
2007 COPSM Venezuela vs. Argentina 63-98  
2006 WMM Venezuela vs. Argentina 54-96  
2006 SAMSM Venezuela vs. Argentina 78-95  
2005 COPSM Venezuela vs. Argentina 93-104  
2005 COPSM Venezuela vs. Argentina 60-78  
2004 SAMSM Venezuela vs. Argentina 100-113  
2003 COQTM Venezuela vs. Argentina 97-92  
2003 SAMSM Venezuela vs. Argentina 73-94  
2002 WMM Venezuela vs. Argentina 72-107  
2001 COASM Venezuela vs. Argentina 73-93  
2001 SAMSM Venezuela vs. Argentina 55-69  
1999 COQTM Venezuela vs. Argentina 71-95  
1999 SAMSM Venezuela vs. Argentina 72-98  
1997 COASM Venezuela vs. Argentina 87-85  
1997 SAMSM Venezuela vs. Argentina 70-69  
1997 SAMSM Venezuela vs. Argentina 87-78  
1995 SAMSM Venezuela vs. Argentina 91-80  
1993 COPSM Venezuela vs. Argentina 82-93  
1991 SAMSM Venezuela vs. Argentina 83-91  
1989 COPSM Venezuela vs. Argentina 130-106

1989 SAMSM Venezuela vs. Argentina 106-114  
1988 NAOQTM Venezuela vs. Argentina 77-110  
1985 SAMSM Venezuela vs. Argentina 83-97  
1983 SAMSM Venezuela vs. Argentina 67-84  
1979 SAMSM Venezuela vs. Argentina 62-91  
1977 SAMSM Venezuela vs. Argentina 60-75  
1961 SAMSM Venezuela vs. Argentina 57-63

**VENEZUELA - AUSTRALIA: 0-1**

1992 WOLYM Venezuela vs. Australia 71-78

**VENEZUELA - BRAZIL: 12-25**

2016 SAMSM Venezuela vs. Brazil 64-58  
2016 SAMSM Venezuela vs. Brazil 70-60  
2014 SAMSM Venezuela vs. Brazil 66-65  
2012 SAMSM Venezuela vs. Brazil 86-70  
2011 COPSM Venezuela vs. Brazil 83-92  
2010 SAMSM Venezuela vs. Brazil 67-79  
2009 COPSM Venezuela vs. Brazil 67-87  
2008 SAMSM Venezuela vs. Brazil 87-72  
2008 SAMSM Venezuela vs. Brazil 84-94  
2007 COPSM Venezuela vs. Brazil 75-101  
2006 SAMSM Venezuela vs. Brazil 83-82  
2005 COPSM Venezuela vs. Brazil 88-111  
2004 SAMSM Venezuela vs. Brazil 94-98  
2003 COQTM Venezuela vs. Brazil 89-96  
2003 SAMSM Venezuela vs. Brazil 94-95  
2001 COASM Venezuela vs. Brazil 89-92  
2001 SAMSM Venezuela vs. Brazil 69-75  
1999 COQTM Venezuela vs. Brazil 91-68  
1999 SAMSM Venezuela vs. Brazil 86-91  
1997 COASM Venezuela vs. Brazil 79-98  
1997 SAMSM Venezuela vs. Brazil 87-81  
1995 SAMSM Venezuela vs. Brazil 61-92  
1995 SAMSM Venezuela vs. Brazil 63-85  
1993 COPSM Venezuela vs. Brazil 98-83  
1992 NAOQTM Venezuela vs. Brazil 100-91  
1992 NAOQTM Venezuela vs. Brazil 81-128  
1991 SAMSM Venezuela vs. Brazil 96-89  
1991 SAMSM Venezuela vs. Brazil 122-121  
1989 COPSM Venezuela vs. Brazil 124-158  
1989 COPSM Venezuela vs. Brazil 99-131  
1989 SAMSM Venezuela vs. Brazil 85-92  
1988 NAOQTM Venezuela vs. Brazil 83-91  
1985 SAMSM Venezuela vs. Brazil 82-104  
1983 SAMSM Venezuela vs. Brazil 62-88  
1979 SAMSM Venezuela vs. Brazil 80-104  
1977 SAMSM Venezuela vs. Brazil 61-90  
1961 SAMSM Venezuela vs. Brazil 45-72

**VENEZUELA - CHINA: 3-0**

1992 WOLYM Venezuela vs. China 100-97  
1992 WOLYM Venezuela vs. China 96-88  
1990 WMM Venezuela vs. China 100-96

**VENEZUELA - SPAIN: 0-2**

1992 WOLYM Venezuela vs. Spain 81-95  
1990 WMM Venezuela vs. Spain 102-122

**VENEZUELA - FRANCE: 0-1**

2006 WMM Venezuela vs. France 61-81

**VENEZUELA - LITHUANIA: 0-2**

2012 WOLYTM Venezuela vs. Lithuania 82-100  
1992 WOLYM Venezuela vs. Lithuania 79-87

**VENEZUELA - NIGERIA: 2-0**

2012 WOLYTM Venezuela vs. Nigeria 71-69  
2006 WMM Venezuela vs. Nigeria 84-77

**VENEZUELA - SERBIA: 0-1**

2006 WMM Venezuela vs. Serbia 65-90

**VENEZUELA - USA: 4-5**

2007 COPSM Venezuela vs. USA 69-112  
2005 COPSM Venezuela vs. USA 93-83  
2005 COPSM Venezuela vs. USA 71-70  
2003 COQTM Venezuela vs. USA 69-98  
2001 COASM Venezuela vs. USA 107-83  
1999 COQTM Venezuela vs. USA 61-83  
1997 COASM Venezuela vs. USA 85-75  
1993 COPSM Venezuela vs. USA 85-97  
1992 NAOQTM Venezuela vs. USA 80-127

# RANKING MEN

COUNTRY	PTS		
1. USA	1000.0	52. Cameroon	10.2
2. Spain	715.0	53. Bosnia and Herzegovina	9.0
3. Lithuania	457.0	53. India	9.0
4. Argentina	455.0	55. Jamaica	8.8
5. France	379.0	56. Kazakhstan	8.7
6. Serbia	353.0	57. Central African Republic	7.4
7. Russia	305.0	57. Mali	7.4
8. Turkey	281.0	59. Virgin Islands	7.2
9. Brazil	273.0	60. Morocco	7.0
10. Greece	225.0	61. Mozambique	6.0
11. Australia	219.0	61. Sweden	6.0
12. Croatia	179.0	63. Cape Verde	5.6
13. Slovenia	163.0	64. Rwanda	5.2
14. China	151.2	65. Hong Kong	4.8
15. Angola	101.0	65. United Arab Emirates	4.8
16. Puerto Rico	97.2	67. Malaysia	4.5
17. Iran	93.2	68. Algeria	4.0
18. Dominican Republic	87.6	69. Kuwait	3.9
19. Mexico	86.6	70. Uzbekistan	3.6
20. Germany	76.0	71. Bahrain	3.3
21. New Zealand	72.0	72. Indonesia	3.0
22. Venezuela	70.4	72. Montenegro	3.0
23. Tunisia	69.0	75. Syria	3.0
24. Great Britain	68.0	75. Palestine	2.7
25. Nigeria	66.2	76. Gabon	2.2
26. Canada	61.8	77. Kingdom of Saudi Arabia	1.8
27. Uruguay	38.4	77. South Africa	1.8
28. Philippines	36.8	79. Libya	1.6
29. Jordan	32.6	79. Republic of Congo	1.6
30. Korea	30.5	81. Thailand	1.5
31. Senegal	29.2	82. Madagascar	1.2
32. Finland	28.0	82. Singapore	1.2
33. Panama	27.2	84. Estonia	1.0
34. MKD	27.0	84. Iceland	1.0
35. Italy	26.0	84. Netherlands	1.0
35. Latvia	26.0	84. Portugal	1.0
37. Israel	22.0	88. Sri Lanka	0.9
38. Poland	21.0	89. Chad	0.8
38. Ukraine	21.0	89. Uganda	0.8
40. Cote d'Ivoire	20.4	91. Burkina Faso	0.6
41. Egypt	19.2	91. Togo	0.6
42. Czech Republic	18.0	91. Zimbabwe	0.6
43. Lebanon	17.6		
44. Belgium	17.0		
45. Cuba	15.2		
46. Paraguay	14.4		
47. Georgia	14.0		
48. Chinese Taipei	13.8		
48. Japan	13.8		
50. Qatar	12.3		
51. Bulgaria	12.0		

# RANKING COMBINED

COUNTRY	PTS		
1. USA	3280.0	68. Bahamas	28.0
2. Spain	1995.0	69. Jamaica	27.2
3. France	1410.0	69. Panama	27.2
4. Australia	1166.0	71. MKD	27.0
5. Russia	1133.0	72. Costa Rica	26.4
6. Argentina	1033.6	73. Cameroon	26.2
7. Canada	984.8	74. Indonesia	23.1
8. Brazil	976.0	75. Paraguay	22.4
9. Serbia	925.0	76. Sri Lanka	21.6
10. Turkey	884.0	77. Guatemala	17.6
11. Lithuania	809.0	78. Singapore	16.8
12. China	776.4	79. Qatar	16.2
13. Czech Republic	672.0	80. Rwanda	15.8
14. Croatia	620.0	81. Uzbekistan	15.6
15. Greece	537.0	82. Gabon	14.2
16. Korea	426.1	83. Bahrain	14.1
17. Italy	346.0	84. Georgia	14.0
18. Japan	340.4	84. Morocco	14.0
19. Puerto Rico	333.8	86. Madagascar	12.0
20. Latvia	271.0	87. Central African Republic	11.8
21. Mexico	258.8	88. South Africa	11.4
22. Angola	258.4	89. Kuwait	11.1
23. Belarus	243.0	90. Denmark	11.0
24. Mali	229.8	91. Kenya	10.0
25. Slovenia	222.0	92. Kingdom of Saudi Arabia	9.9
26. Egypt	204.0	93. Ecuador	9.6
27. New Zealand	203.0	94. United Arab Emirates	9.3
28. Venezuela	174.4	95. Dem. Rep. of Congo	9.2
29. Dominican Republic	172.0	96. Tahiti	9.0
29. Germany	172.0	97. El Salvador	8.8
31. Islamic Republic of Iran	163.6	97. Honduras	8.8
32. Cuba	157.4	99. Guinea	8.2
33. Tunisia	142.6	100. Cape Verde	7.6
34. Poland	137.0	101. Iraq	7.5
35. Belgium	134.0	102. New Caledonia	7.4
36. China	127.2	102. Republic of Congo	7.4
37. Great Britain	127.0	104. Botswana	4.4
38. Nigeria	119.4	104. Guam	4.4
39. Senegal	112.2	104. Republic of Benin	4.4
40. Hungary	111.0	107. Uganda	4.2
41. Philippines	101.1	108. Estonia	4.0
42. Netherlands	101.0	108. Romania	4.0
43. Bosnia and Herzegovina	98.0	110. Yemen	3.9
44. Mozambique	89.2	111. Ghana	3.6
45. Chile	87.8	112. D.P.R. of Korea	3.3
46. Slovak Republic	87.0	113. Palestine	2.7
47. Uruguay	79.2	114. Fiji	2.4
48. Kazakhstan	73.3	115. Papua New Guinea	2.3
49. Ukraine	73.0	115. Samoa	2.3
50. Portugal	71.0	117. Kyrgyzstan	2.1
51. Sweden	70.0	117. Laos	2.1
52. India	66.6	117. Macau	2.1
53. Montenegro	62.0	120. American Samoa	2.0
54. Cote d'Ivoire	59.4	120. Iles Comores	2.0
55. Malaysia	58.5	120. Solomon Islands	2.0
56. Finland	53.0	120. Zimbabwe	2.0
57. Jordan	48.8	124. Equatorial Guinea	1.8
58. Thailand	45.6	125. Ethiopia	1.6
59. Israel	45.0	125. Libya	1.6
60. Lebanon	39.5	127. Mongolia	1.5
61. Hong Kong	37.2	128. Mauritius	1.4
62. Virgin Islands	34.4	129. Bangladesh	1.2
63. Algeria	32.4	130. Iceland	1.0
64. England	32.0	131. Chad	0.8
65. Bulgaria	30.0	132. Burkina Faso	0.6
66. Syria	29.1	132. Togo	0.6
67. Colombia	28.8		